




Pomona[®]
ELECTRONICS

Professionals Trust
Pomona Performance



Test and Measurement
Calibration
RF
Audio / Video / Broadcast
Automotive
Telecom

2008 - 2009

RoHS

www.pomonaelectronics.com

Table of Contents

2

For over half a century the name Pomona Electronics has been synonymous with reliability and outstanding value.



We are proud to have built our reputation for the delivery of quality products by using only the finest materials available and designing to match real world applications... where you live — everyday. Pomona Electronics is proud to be there, at your side.

3	New Products
5	Customized Products
6	Coaxial Cable Assemblies and Breakouts
14	RF Coaxial Connectors, Adapters and Kits
29	Banana Plugs and Jacks
40	Patch Cords and Test Leads
48	Boxes and Enclosures
54	DMM Accessories and Kits
68	Grabbers and Test Clips
71	SMD/Micro Format Test
75	Oscilloscope Probes and Accessories
79	Audio/Video/Broadcast
83	Automotive
84	IC Test Clips and Adapters
86	Static Control Products
88	Telecom Products
93	Index
99	Technical Support




RF Connectors Designed for a Smaller World

RF SMA Connectors


SMA connectors are compact and durable, with a bandwidth of DC to 12.4 GHz on flexible cables.

SMA 50Ω Within Series Adapters



Shown on page 21

SMA 50Ω Jack, Right-Angle PCB Receptacle




Shown on page 21

RF SMB Connectors


SMB connectors have the added advantage of snap-on coupling rather than threads which make it great for fast connect and disconnect.

SMB 50Ω and 75Ω Plugs, Straight Crimp



Shown on page 22

SMB 50Ω and 75Ω Jacks, Right-Angle Crimp



Shown on page 22

RF MCX Connectors


MCX connectors are used in applications requiring tight spacing and light weight, and are 30% smaller than SMB connectors.

MCX 50Ω and 75Ω Plugs, Right-Angle Crimp



Shown on page 23

MCX 50Ω Jack, Straight Surface Mount Receptacle




Shown on page 23

RF MMCX Connectors

MMCX connectors offer a lock-snap connection with 360 degrees rotation, and are used in applications where small size and light weight are critical.

MMCX 50Ω Plug, Right-Angle Semi-Rigid Crimp




Shown on page 24

MMCX 50Ω Plug, Straight Edgecard



Shown on page 24



Pomona's quality connectors and test accessories are the one answer you need when a reliable signal is demanded.



For Distributor Locations:

United States and International
www.pomonaelectronics.com

Europe
www.pomona.cc


Technical Support

U.S.
technicalsupport@pomonatest.com

Europe
+31(0) 40 2675 150

Rest of World
1-425-446-5500

Insulated Oscilloscope Probes for Portable Applications



Featuring an ergonomic design with comfort grip, fully insulated, and with a 500 MHz bandwidth, these probes provide plenty of headroom for those high frequency measurements.

With a CAT II, 600V (CAT III, 300V) rating, these probes are perfect for use with portable oscilloscopes.

Shown on page 77

Modular Passive Oscilloscope Probes



Featuring a new, compact, ergonomically designed probe handle, these modular general purpose passive voltage probes are ideal for use with a wide variety of oscilloscopes.


Modular in design, the probe handle is capable of receiving a variety of spring-loaded and fixed tips, providing greater testing versatility.

Shown on pages 76-77

Customized Products

Pomona responds to a wide range of special or custom requirements by providing accessories tailored to your needs. Whether we simply modify an existing catalog product or create a unique combination of products, we use only the finest materials to deliver top quality products.

Think of the possibilities! You can now define your own custom product or kit made of many combinations of cables, wires, connectors, or probes in this catalog. Can't find the length or color you need? Pomona makes it easy. Want a unique combination of connectors and cables you just can't find anywhere? Just ask Pomona!



Combinations of coaxial connector/adaptor assemblies can include strain-relief sheathing, marking and lengths.

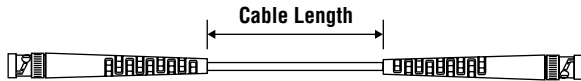
To order your Pomona Product, please select **[Custom Products]** and fill out the request form on our Pomona Electronics website.

Coaxial Cable Assemblies and Breakouts

Pomona is the professional's choice, whether in the lab, plant or in the field. Using high-quality materials such as beryllium copper, gold and nickel plating ensures the precision you rely on. With a huge selection of cables and breakouts offering almost every connector and clip combination, Pomona provides you the solution for any application.

How to Order

Example: A 48in (1.2m) coaxial cable assembly with matching BNC (m) ends, stress relief boots on RG58 C/U, 50Ω cable.

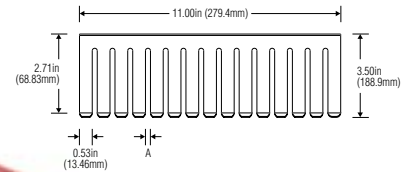


Typical Pomona Part Number: 2249-C-48
 Cable Type _____
 Cable Length in Inches (Measured Inside Connectors) _____

Model#	Length
2249-C-12	12.0in (0.3m)
2249-C-24	24.0in (0.6m)
2249-C-36	36.0in (0.9m)
2249-C-48	48.0in (1.2m)
2249-C-60	60.0in (1.5m)

Cable Assembly Holders

Model#	Color	"A" Max Cable Dia.	Number of Slots
1508	Orange	0.210in (5.33mm)	14
4408	Black	0.320in (8.13mm)	10
2708	Blue	0.450in (11.43mm)	9



Technical Specifications for Wire and Cable

Cable Designation	Type	Impedance Ω	Capacitance per 1ft/ 0.304m	Insulation/Dielectric	AWG	Stranding Strands X AWG	Wire Type	Jacket Material	Cable O.D.	Shield	Temperature (w/o connectors)
A	twisted pair, 2 conductor	NA	27.0 pf	PVC	18	65X36	TC	PVC	0.25in (6.35mm)	NA	-4 to 221°F (-20 to +105°C)
C	Coax, RG58C/U	50	30.8 pf	PE	20	19X36	TC	PVCNC	0.195in (4.95mm)	TCB	-40 to 185°F (-40 to +85°C)
E	Coax, RG59B/U	75	22.5 pf	PE	23	Solid	BCCS	PVCNC	0.242in (6.15mm)	BCB	-40 to 140°F (-40 to +60°C)
J	Microphone, 2 conductor, shielded	90	18 / 32 pf*	PE	22	16X34	TC	PVC	0.231in (5.84mm)	TCB	-40 to 176°F (-40 to +80°C)
K	Coax, RG174/U	50	30.8 pf	PE	26	7X34	BCCS	PVC	0.110in (2.79mm)	TCB	-40 to 167°F (-40 to +75°C)
T	Coax, RG214/U	50	30.8 pf	PE	13	7X22	SPC	PVCNC	0.425in (10.8mm)	SCCB/SCCB	-40 to 176°F (-40 to +80°C)
X	Coax, RG142B/U	50	29.0 pf	TFE	18	Solid	SPCCS	FEP	0.195in (4.05mm)	SPC/SPC	-94 to 392°F (-70 to +200°C)
Y	Coax, RG223/U	50	30.8 pf	PE	19	Solid	SPC	PVCNC	0.212in (5.38mm)	SCB/SCB	-40 to 140°F (-40 to +60°C)
BB	Coax, RG316/U	50	29.0 pf	TFE	26	7X37	SPCCS	FEP	0.096in (2.44mm)	SPC	-94 to 392°F (-70 to +200°C)
SS	Coax, RG58/U, low noise	50	37.0 pf	CPE / PE	22	7X30	TC	PVC	0.195in (4.95mm)	BAF/TCB	-40 to 176°F (-40 to +80°C)
V	Coax, RG59/U	75	20.4 pf	PE	23	Solid	BCCS	PVC	0.242in (6.15mm)	BCB	-40 to 176°F (-40 to +80°C)
Triaxial	Coax, RG 58A/U, double shielded	50	30.8 pf	PE / PE	20	7X28	TC	PVC	0.240in (6.10mm)	TCB / TCB-40	to 167°F (-40 to +75°C)

* Capacitance between conductors / Capacitance between conductor and shield

AWG = American Wire Gauge
 BAF = Bonded Aluminum Foil Polyester Tape
 BCB = Bare Copper Braid
 BCCS = Bare Copper Covered Steel
 CPE = Conductive Polyethylene

FEP = Fluorinated Ethylene Propylene
 OD = Outside Diameter
 NA = Not Applicable
 PE = Polyethylene
 PVC = Polyvinyl Chloride

PVCNC = Polyvinyl Chloride Non Contaminating
 SCB = Silver Coated Braid
 SPC = Silver Plated Copper
 SCCB = Silver Coated Copper Braid

SPCCS = Silver Plated Copper Covered Steel
 SSPE = Semi-Solid Polyethylene
 TC = Tinned Copper
 TCB = Tinned Copper Braid
 TFE = Tetrafluoroethylene

BNC Male Cable with Molded Strain Relief



Length	50Ω Cable O.D. .195in (4.95mm) RG58C/U	50Ω Cable O.D. .206in (5.23mm) RG223	75Ω Cable O.D. .242in (6.15mm) RG59B/U	50Ω Cable O.D. .100in (2.54mm) RG174/U	50Ω Cable O.D. .195in (4.95mm) RG58C/U
.5ft (0.2m)	2249-C-6		2249-E-6	2249-K-6	
1ft (0.3m)	2249-C-12	2249-Y-12	2249-E-12	2249-K-12	
2ft (0.6m)	2249-C-24	2249-Y-24	2249-E-24	2249-K-24	
3ft (0.9m)	2249-C-36	2249-Y-36	2249-E-36	2249-K-36	
4ft (1.2m)	2249-C-48	2249-Y-48	2249-E-48	2249-K-48	
5ft (1.5m)	2249-C-60	2249-Y-60	2249-E-60	2249-K-60	5266-C-60
6ft (1.8m)	2249-C-72	2249-Y-72	2249-E-72	2249-K-72	
8ft (2.4m)	2249-C-96	2249-Y-96		2249-K-96	
10ft (3.0m)	2249-C-120	2249-Y-120	2249-E-120	2249-K-120	
12ft (3.7m)	2249-C-144	2249-Y-144	2249-E-144		
15ft (4.6m)	2249-C-180	2249-Y-180	2249-E-180	2249-K-180	
20ft (6.1m)	2249-C-240	2249-Y-240	2249-E-240	2249-K-240	
25ft (7.6m)	2249-C-300		2249-E-300	2249-K-300	
30ft (9.1m)	2249-C-360		2249-E-360		
50ft (15.2m)	2249-C-600		2249-E-600		

Rating: Maximum voltage for *hands free use*: 500 Vrms*, +122°F (+50°C) max., ("Y" Cable 176°F (+80°C).)

BNC: Body: tarnish resistant nickel-plated brass; Center Contact: gold-plated brass; Dielectric: PTFE.

Strain Relief: PVC molded directly to cable and connectors.

See chart on page 6 for additional wire and cable specifications.

Model 2249-C is Pomona Electronics' most popular cable. The 50Ω RG58C/U cable makes it ideal for most test and measurement applications.

Model 2249-Y is a 50Ω RG223/U cable with double shield. Use when additional shielding is required.

Model 2249-E RG59B/U is a 75Ω cable, making it the right choice for use with TV, video and LAN applications.

Model 2249-K RG174/U offers superior flexibility in a 50Ω cable.

Model 5266-C is the same high quality construction as Model 2249-C with a connector on **(one end only)**.

BNC Male Low-Noise Cable



Model#	Length
4964-SS-12	12in (0.3m)
4964-SS-24	24in (0.6m)
4964-SS-36	36in (0.9m)
4964-SS-48	48in (1.2m)
4964-SS-60	60in (1.5m)
4964-SS-72	72in (1.8m)
4964-SS-120	120in (3.0m)
4964-SS-240	240in (6.1m)

Model 4964-SS uses a special low-triboelectric cable which has noise attenuating layers surrounding the center conductor. The cable is ideal for low power, low frequency measurements.

Recommended Frequency Range: DC to 10KHz

BNC: Body: tarnish resistant nickel-plated brass; Center Contact: gold-plated brass; Dielectric: PTFE.

Strain Relief: PVC molded directly to cable and connectors.

See chart on page 6 for additional wire and cable specifications.

BNC Male True 75Ω High Flex Cable



Model#	Length
6510-V-12-0	12in (0.3m)
6510-V-24-0	24in (0.6m)
6510-V-36-0	36in (0.9m)
6510-V-48-0	48in (1.2m)
6510-V-60-0	60in (1.5m)
6510-V-72-0	72in (1.8m)

Model 6510-V uses a true 75Ω connector for superior VSWR and low return loss up to 3 GHz. The highly flexible RG59/U type cable has a gas injected foam polyethylene dielectric with PVC jacket for low loss and superior shield coverage. Highly flexible cable and molded strain relief prevent excessive bending or kinking. An ideal product for HDTV and digital video as well as test and measurement.

Rating: Maximum voltage for *hands free use*: 500 Vrms*.

BNC: Body: tarnish resistant nickel-plated brass; Center Contact: gold-plated brass; Dielectric: PTFE.

Strain Relief: PVC molded directly to cable and connectors.

See chart on page 6 for additional wire and cable specifications.

Flexible Color-coded Sleeves for BNC Cables



Model#	Pkg. Qty
6291	20

PVC sleeves which help prevent inadvertent contact with the outer shell of the BNC and allow for color-coding. Available in 10 colors. Fit most BNC male connectors. Perfect for use with any of the Model 2249- type cables.

Colors: contains 2 ea. of 10 colors.

IEC Insulated BNC Male 50Ω Cable



Model#	Length
72926-C-40	40in (100cm)
72926-C-80	80in (200cm)

Rating: 500V Cat 1, 150V Cat II, 3A.

Color: Black.

*Color Code: -0 Black, -1 Brown, -2 Red, -3 Orange, -4 Yellow, -5 Green, -6 Blue, -7 Violet, -8 Gray, -9 White

*see rating message at start of section.

BNC Male 50Ω Cable: Field Servicable Connector



Model#	Length
BNC-C-18	18in (0.5m)
BNC-C-24	24in (0.6m)
BNC-C-36	36in (0.9m)
BNC-C-48	48in (1.2m)
BNC-C-60	60in (1.5m)
BNC-C-72	72in (1.8m)
BNC-C-96	96in (2.4m)

Clamp nut and silicone gasket seal out moisture. Gold-plated center contact and Teflon® insulation assure premium performance.

Rating: Maximum voltage for *hands free use*: 500 Vrms*.

BNC: *Body*: tarnish resistant nickel-plated brass; *Center Contact*: gold-plated brass contact soldered to cable; *Dielectric*: PTFE.

See chart on page 6 for additional wire and cable specifications.

BNC Male 50Ω Cable



Model#	Length
5697-6	6in (0.2m)
5697-12	12in (0.3m)
5697-24	24in (0.6m)
5697-36	36in (0.9m)
5697-48	48in (1.2m)
5697-60	60in (1.5m)
5697-72	72in (1.8m)
5697-120	120in (3.0m)
5697-180	180in (4.6m)
5697-240	240in (6.1m)


Rating: Maximum voltage for *hands free use*: 500 Vrms*.

Cable Type: 50Ω, RG58 type 0.19in (4.95mm) O.D.

BNC: *Body*: tarnish resistant nickel-plated brass; *Center Contact*: gold-plated brass contact crimped to cable; *Dielectric*: PTFE.

See chart on page 6 for additional wire and cable specifications.

BNC Male Right Angle Connector Cable with Molded Strain Relief



Model#	Length
4276-C-12	12in (0.3m)
4276-C-24	24in (0.6m)
4276-C-36	36in (0.9m)

Rating: Maximum voltage for *hands free use*: 500 Vrms*.

BNC: *Body*: tarnish resistant nickel-plated brass; *Center Contact*: gold-plated brass; *Dielectric*: PTFE.

Strain Relief: PVC molded directly to cable and connectors.

See chart on page 6 for additional wire and cable specifications.

BNC Male 50Ω Cable with Insulated Push-on Connector



Model#	Length
6253-C-36	36in (0.9m)

Unique locking feature assures secure retention with the convenience of a push-on connector.

Rating: Maximum voltage for *hands free use*: 500 Vrms*.

BNC: *Body*: tarnish resistant nickel-plated brass; *Center Contact*: gold-plated brass; *Outer Shell*: blue thermoplastic; *Dielectric*: PTFE.

Strain Relief: PVC molded directly to cable and connectors.

See chart on page 6 for additional wire and cable specifications.

BNC Male to BNC Male Right Angle 50Ω Cable



Model#	Length
1383-C-24	24in (0.6m)
1383-C-60	60in (1.5m)

Rating: Maximum voltage for *hands free use*: 500 Vrms*.

BNC: *Body*: tarnish resistant nickel-plated brass; *Center Contact*: gold-plated brass; *Dielectric*: PTFE.

See chart on page 6 for additional wire and cable specifications.

BNC Male to BNC Female with Molded Strain Relief



Model#	Length
4524-C-36	36in (0.9m)
4524-C-48	48in (1.2m)
4524-C-60	60in (1.5m)

Use to extend BNC Cables.

Rating: Maximum voltage for *hands free use*: 500 Vrms*.


BNC: *Body*: tarnish resistant nickel-plated brass; *Center Contact*: male: gold-plated brass; female: gold-plated beryllium copper; *Dielectric*: PTFE.

Strain Relief: PVC molded directly to cable and connectors.

See chart on page 6 for additional wire and cable specifications.



BNC Female 50Ω Cable with Molded Strain Relief



Model#	Length
4277-C-24	24in (0.6m)
4277-C-48	48in (1.2m)

Rating: Maximum voltage for hands free use: 500 Vrms*.

BNC: Body: tarnish resistant nickel-plated brass; Center Contact: gold-plated beryllium copper; Dielectric: PTFE.

Strain Relief: PVC molded directly to cable and connectors.

See chart on page 6 for additional wire and cable specifications.

SMA Male to SMA Female




RG 174/U	Length
4528-K-48	48in (1.2m)
RG 316/U	
4528-BB-60	60in (1.5m)
RG 142B/U	
4528-X-24	24in (0.6m)
4528-X-48	48in (1.2m)

SMA: Body/Fittings: passivated stainless steel; Contact: gold-plated brass; Dielectric: PTFE.

SMA (F): gold-plated, beryllium copper center contact; Dielectric: PTFE.

See chart on page 6 for additional wire and cable specifications.

BNC Male to SMA Male 50Ω Teflon Insulated Cable



RG 316/U	Length
4935-BB-24	24in (0.6m)
4935-BB-48	48in (1.2m)
4935-BB-60	60in (1.5m)

Rating: Maximum voltage for hands free use: 335 Vrms*.

SMA: Body/Fittings: passivated stainless steel; Contact: gold-plated brass; Dielectric: PTFE.

BNC: Body: tarnish resistant nickel-plated brass; Center Contact: gold-plated brass; Dielectric: PTFE.

See chart on page 6 for additional wire and cable specifications.

SMA Male to Type 'N' Male 50Ω Cable



Model#	Length
5058-X-36	36in (0.9m)
5058-X-48	48in (1.2m)
5058-X-60	60in (1.5m)

SMA: Body/Fittings: passivated stainless steel; Contact: gold-plated brass; Dielectric: PTFE.

Type 'N': Body: white bronze-plated brass; Center Contact: gold-plated brass; Dielectric: PTFE.

See chart on page 6 for additional wire and cable specifications.

SMA Male 50Ω Cable



RG 174/U	Length
4846-K-24	24in (0.6m)
4846-K-48	48in (1.2m)
4846-K-60	60in (1.5m)
RG 316/U	
4846-BB-24	24in (0.6m)
4846-BB-48	48in (1.2m)
4846-BB-60	60in (1.5m)
RG 142B/U	
4846-X-24	24in (0.6m)
4846-X-48	48in (1.2m)
4846-X-60	60in (1.5m)

SMA: Body/Fittings: passivated stainless steel; Contact: gold-plated brass; Dielectric: PTFE.

See chart on page 6 for additional wire and cable specifications.

Type 'N' Male 50Ω Cable



Model#	Length
1658-T-18	18in (0.5m)
1658-T-24	24in (0.6m)
1658-T-36	36in (0.9m)
1658-T-48	48in (1.2m)
1658-T-60	60in (1.5m)

Rating: Maximum voltage for hands free use: 1,000 Vrms*.

Type 'N': Body: white bronze-plated brass; Center Contact: gold-plated brass; Dielectric: PTFE.

See chart on page 6 for additional wire and cable specifications.

SMA Male Right Angle 50Ω Cable



RG 316/U	Length
4813-BB-24	24in (0.6m)

SMA: Body/Fittings: passivated stainless steel; Contact: gold-plated brass; Dielectric: PTFE.

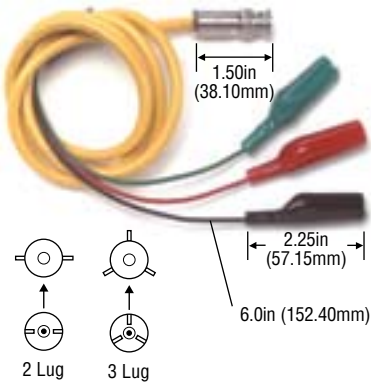
See chart on page 6 for additional wire and cable specifications.



*see rating message at start of section.

Triaxial Male to Three Alligator Test Clips, Double Shielded


Model#	Cable Type	Lugs	Length
4725	Triaxial	2	36in (0.9m)
5342	Triaxial	3	36in (0.9m)



Rating: Maximum voltage for *hands free use*: 150 Vrms*.
Jaw Opening: 0.30in (7.62mm) Max.
Triaxial: Body/Fittings: tarnish resistant nickel-plated brass; *Intermediate and Center Contacts:* gold-plated brass; *Dielectric:* PTFE.
 See chart on page 6 for additional wire and cable specifications.

BNC Male with Molded Strain Relief to Minipincer® Test Clips

Model#	Length
5423-C-24	24in (0.6m)
5423-C-36	36in (0.9m)
5423-C-48	48in (1.2m)



Rating: Maximum voltage for *hands free use*: 300 Vrms*.
BNC: Body: tarnish resistant nickel-plated brass; *Center Contact:* gold-plated brass; *Dielectric:* PTFE.
Strain Relief: PVC molded directly to cable and connectors.
Minipincer: *Contacts:* beryllium gold-plated copper; *Insulation:* glass filled nylon.
Colors: One black and one red.
 See chart on page 6 for additional wire and cable specifications.

Triaxial Male Cables

Model#	Cable Type	#Lugs	Length
5223-36	Triaxial	3	36in (0.9m)
5223-60			60in (1.5m)
5054-36	Triaxial	2	36in (0.9m)
5054-60			60in (1.5m)



Rating: Maximum voltage for *hands free use*: 500 Vrms*.
Triaxial: *Body/Fittings:* tarnish resistant nickel-plated brass; *Intermediate and Center Contacts:* gold-plated brass; *Dielectric:* PTFE.
Cable Type: Double Shielded, 50Ω, RG58A/U.
Colors: 5223: Yellow, 5054: Yellow.
 Triaxial to BNC Adapters on page 24.
 See chart on page 6 for additional wire and cable specifications.

BNC Male with Molded Strain Relief to Micrograbber® Test Clips


Model#	Length
4777-C-24	24in (0.6m)
4777-C-36	36in (0.9m)
4777-K-24	24in (0.6m)
4777-K-36	36in (0.9m)
4777-K-48	48in (1.2m)



Rating: Maximum voltage for *hands free use*: 150 Vrms*.
BNC: Body: tarnish resistant nickel-plated brass; *Center Contact:* gold-plated brass; *Dielectric:* PTFE.
Strain Relief: PVC molded directly to cable and connectors.
Micrograbber: *Contacts:* beryllium gold-plated copper; *Insulation:* glass filled nylon.
Colors: One black and one red.
 See chart on page 6 for additional wire and cable specifications.

BNC Male to Minigrabber® Test Clips

Model#	Length
3787-C-18	18in (0.5m)
3787-C-24	24in (0.6m)
3787-C-36	36in (0.9m)
3787-C-48	48in (1.2m)
3787-C-60	60in (1.5m)



Rating: Maximum voltage for *hands free use*: 300 Vrms*.
BNC: Body: tarnish resistant nickel-plated brass; *Center Contact:* gold-plated brass; *Dielectric:* PTFE.
Minigrabber: *Contacts:* beryllium gold-plated copper; *Insulation:* glass filled nylon.
Colors: One black and one red.
 See chart on page 6 for additional wire and cable specifications.

BNC Male with Molded Strain Relief to Alligator Test Clips

Model#	Length
4531-C-18	18in (0.5m)
4531-C-24	24in (0.6m)
4531-C-30	30in (0.76m)
4531-C-36	36in (0.9m)
4531-C-48	48in (1.2m)
4531-C-60	60in (1.5m)



Rating: Maximum voltage for *hands free use*: 150 Vrms*.
Jaws Opening: 0.3in (7.62mm) max.
BNC: Body: tarnish resistant nickel-plated brass; *Center Contact:* gold-plated brass; *Dielectric:* PTFE.
Strain Relief: PVC molded directly to cable and connectors.
Alligator: Body: steel-plated nickel.
Colors: Vinyl boots: one black and one red.
 See chart on page 6 for additional wire and cable specifications.

BNC Male with Molded Strain Relief to Minigrabber® Test Clips



Model#	Length
5187-C-24	24in (0.6m)
5187-C-36	36in (0.9m)
5187-C-48	48in (1.2m)
5187-C-60	60in (1.5m)
5187-K-24	24in (0.6m)
5187-K-36	36in (0.9m)
5187-K-48	48in (1.2m)
5187-K-60	60in (1.5m)

Rating: Maximum voltage for *hands free use*: 300 Vrms*.

BNC: *Body*: tarnish resistant nickel-plated brass; *Center Contact*: gold-plated brass; *Dielectric*: PTFE.

Strain Relief: PVC molded directly to cable and connectors.

Minigrabber: *Contacts*: beryllium gold-plated copper; *Insulation*: glass filled nylon.

Colors: One black and one red.

See chart on page 6 for additional wire and cable specifications.

BNC Male with Molded Strain Relief to Minigator® Test Clips



Model#	Length
4532-C-24	24in (0.6m)
4532-C-36	36in (0.9m)
4532-C-48	48in (1.2m)
4532-C-60	60in (1.5m)

Rating: Maximum voltage for *hands free use*: 45 Vrms*.

Jaws Opening: to 0.18in (47.50mm) max.

BNC: *Body*: tarnish resistant nickel-plated brass; *Center Contact*: gold-plated brass; *Dielectric*: PTFE.


Strain Relief: PVC molded directly to cable and connectors.

Minigator: *Body*: steel-plated nickel
Colors: *Vinyl boots*: one black and one red.

Rating: +122°F (+50°C) max.

See chart on page 6 for additional wire and cable specifications.

BNC Male with Molded Strain Relief to SMD Grabber® Test Clips



Model#	Length
5304-K-24	24in (0.6m)
5304-K-36	36in (0.9m)

Rating: Maximum voltage for *hands free use*: 150 Vrms*.

BNC: *Body*: tarnish resistant nickel-plated brass; *Center Contact*: gold-plated brass; *Dielectric*: PTFE.


Strain Relief: PVC molded directly to cable and connectors.

Grabber: *Contacts*: gold-plated stainless steel; *Insulation*: glass filled nylon.

Colors: One black and one red.

See chart on page 6 for additional wire and cable specifications.

BNC Male to Stacking Pin Tip Plugs



Model#	Length
2882-C-60	60in (1.5m)

Rating: Maximum voltage for *hands free use*: 500 Vrms*, +122°F (+50°C) max.

Cable Type: RG58C/U, 0.19in (4.95mm) O.D.

BNC: *Body*: tarnish resistant nickel-plated brass; *Center Contact*: gold-plated brass.


Pin Tip Plug: *Body*: gold-plated brass; *Insulation*: polypropylene.

Colors: One black and one red.

Strain Relief: contact soldered to cable.

See chart on page 6 for additional wire and cable specifications.

BNC Male to Multi-Stacking Double Banana Plugs



Model#	Length
2BC-BNC-36	36in (0.9m)

Rating: Maximum voltage for *hands free use*: 500 Vrms*, +122°F (+50°C) max.

Cable Type C: RG58C/U, 0.19in (4.95mm) O.D.

BNC: *Body*: tarnish resistant nickel-plated brass; *Center Contact*: gold-plated brass.

2nd End: Double Banana Plugs. *Body*: nickel-plated brass beryllium copper spring; *Insulation*: polypropylene. *Color*: Black.

Strain Relief: PVC molded directly to cable and connectors.



*see rating message at start of section.

Insulated BNC Male/4mm Shrouded Plugs



Model#	Length
72927-C-40	40in (100cm)
72927-C-80	80in (200cm)

Impedance: 50Ω.
 Rating: 500V Cat I, 150 V Cat II, 3A.
 Color: Black.


IEC Insulated BNC Male to Stackable/Retractable 4 mm plugs



Model#	Length
72908	10in (25cm)

Impedance: 50Ω.
 Rating: 33 Vrms / 70 Vdc, 6A.
 Color: Black.

IEC Insulated BNC Female to Stackable/Retractable 4 mm plugs



Model#	Length
72909	10in (25cm)

Impedance: 50Ω.
 Rating: 33 Vrms / 70 Vdc, 6A.
 Color: Black.

BNC Male to ... the ends listed below




1st End: Crimp BNC Male with Molded Strain Relief.
 Body: tarnish resistant nickel-plated brass; Center contact: gold-plated brass; Impedance: 50Ω, Boot, PVC; Color: black.
 Cable Type C: RG58C/U

Rating: Maximum voltage for hands free use: 500 Vrms*.
BNC: Body: tarnish resistant nickel-plated brass; Center Contact: gold-plated brass
Strain Relief: PVC molded directly to cable and connectors.

Match to any end shown below

BNC Male with Molded Strain Relief to Multi-Stacking Banana Plugs




Model#	Length
5268-C-24	24in (0.6m)
5268-C-36	36in (0.9m)
5268-C-48	48in (1.2m)
5268-C-60	60in (1.5m)

2nd End: Stacking Banana Plugs.
 Body: nickel-plated brass beryllium copper spring; Insulation: polypropylene; Colors: one black and one red.

See chart on page 6 for additional wire and cable specifications.

BNC Male with Molded Strain Relief to Multi-Stacking Double Banana Plug




Model#	Length
4530-C-18	18in (0.5m)
4530-C-24	24in (0.6m)
4530-C-36	36in (0.9m)
4530-C-48	48in (1.2m)
4530-C-60	60in (1.5m)

2nd End: Double Banana Plugs.
 Body: nickel-plated brass beryllium copper spring; Insulation: polypropylene. Color: black.

See chart on page 6 for additional wire and cable specifications.

BNC Male with Molded Strain Relief to Retractable Sheath Banana Plugs




Model#	Length
5343-C-12	12in (0.3m)
5343-C-24	24in (0.6m)
5343-C-36	36in (0.9m)
5343-C-48	48in (1.2m)
5343-C-60	60in (1.5m)

Ideal for use with binding posts.

2nd End: Sheathed Banana Plugs.
 Body: nickel-plated brass beryllium copper spring; Insulation: nylon.

See chart on page 6 for additional wire and cable specifications.

BNC Male with Molded Strain Relief to Square Pin Receptacles



Model#	Length
4945-K-18	18in (0.5m)
4945-K-24	24in (0.6m)
4945-K-36	36in (0.9m)
4945-K-48	48in (1.2m)
4945-K-60	60in (1.5m)



2nd End: 0.025in (0.6mm) Square Pin Receptacles

Center Contact, gold-plated brass; Insulation: ABS; Colors: one black and one red.

See chart on page 6 for additional wire and cable specifications.

BNC Male or Female to ... the ends listed below

BNC Male (1st End):
 Body: tarnish resistant nickel-plated brass;
 Center Contact: gold-plated brass;
 Insulation: polypropylene; Dielectric: PTFE.
Nominal impedance: 50Ω.
Colors: Black.



Overall length = BNC length + wire length + clip/plug length

Match to any end shown below

BNC Female (1st End):
 Body: tarnish resistant nickel-plated brass;
 Center Contact: beryllium gold-plated copper;
 Insulation: polypropylene; Dielectric: PTFE.
Nominal impedance: 50Ω.
Colors: Black.

Male Model#	Female Model#	Wire Length
-------------	---------------	-------------

Male Model#	Female Model#	Wire Length
-------------	---------------	-------------

...Minigrabber® Test Clips (2nd End)



3789	3788	5.5in (140mm)
------	------	---------------

Minigrabber: Contacts: beryllium gold-plated copper; Insulation: glass filled nylon
Colors: One black and one red.
Rating: Maximum voltage for *hands free use*: 300 Vrms*, +131°F (+55°C) max.

... Alligator Test Clips (2nd End)



2885	2630	5in (127mm)
------	------	-------------

Alligator: Body: steel-plated nickel.
Colors: Vinyl boots: one black and one red.
Rating: +122°F (+50°C) max.
Rating: Maximum voltage for *hands free use*: 150 Vrms*.
Jaw Opening: 0.30in (7.62mm).


...Micrograbber® Test Clips (2nd End)



5189	5188	5.4in (137mm)
------	------	---------------

Micrograbber: Contacts: beryllium gold-plated copper; Insulation: glass filled nylon.
Colors: One black and one red.
Rating: Maximum voltage for *hands free use*: 150 Vrms*, +131°F (+55°C) max.


... Minigator Test Clips (2nd End)



2886	2631	5.9in (149mm)
------	------	---------------

Minigator: Body: steel-plated nickel.
Colors: Vinyl boots: one black and one red.
Rating: Maximum voltage for *hands free use*: 45 Vrms*, +122°F (+50°C) max.
Jaw Opening: 0.18in (47.50mm).

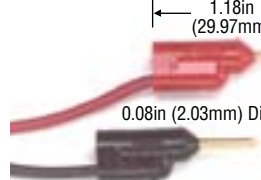
... SMD Grabber® Test Clips (2nd End)



—	5305	5.5in (140mm)
---	------	---------------

Grabber: Contacts: gold-plated stainless steel; Insulation: glass filled nylon.
Colors: One black and one red.
Rating: Maximum voltage for *hands free use*: 150 Vrms*, +131°F (+55°C) max.

... Stacking Pin Tip Plugs (2nd End)



3901	3221	5.5in (140mm)
------	------	---------------

Pin Tip Plug: Body: gold-plated brass; Insulation: polypropylene.
Colors: One black and one red.
Rating: Maximum voltage for *hands free use*: 500 Vrms*, +131°F (+55°C) max.

... Multi-Stacking Banana Plug (2nd End)



3957	3073	5.4in (137mm)
------	------	---------------

Banana Plug: Body: brass, Spring: beryllium copper; gold-plated. Insulation: polypropylene.
Colors: One black and one red
Rating: Maximum voltage for *hands free use*: 500 Vrms*, +131°F (+55°C) max.

... 20 AWG Leads (2nd End)



4970	4969	5.9in (149mm)
------	------	---------------

Rating: *Hands free testing* in controlled voltage environment: 500 Vrms*, +131°F (+55°C) max.
2nd End: None.

... Stacking Miniature Banana Plugs (2nd End)



—	3966	5.5in (140mm)
---	------	---------------

Banana Plug: Body: brass, Spring: beryllium copper; gold-plated. Insulation: polypropylene.
Colors: One black and one red
Rating: Maximum voltage for *hands free use*: 500 Vrms*, +131°F (+55°C) max.

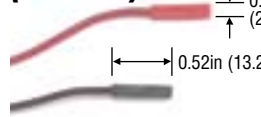
Female only ... to #8 Spade Lugs (2nd End)



—	5051	5.4in (136mm)
---	------	---------------

Spade Lug: Body: Copper, tin-plated; Insulation: vinyl.
Colors: One black and one red.
Rating: Maximum voltage for *hands free use*: 500 Vrms*, +131°F (+55°C) max.

Female only ... to .025 Square Pin Receptacles (2nd End)



—	5069	5.6in (143mm)
---	------	---------------

Square Pin: Gold-plated phosphor bronze, ABS insulation.
Colors: One black and one red.
Rating: Maximum voltage for *hands free use*: 500 Vrms*, +131°F (+55°C) max.

*see rating message at start of section.


Pomona has everything from a single reliable RF adapter to versatile kits packaged in lightweight, foam padded cases containing all the connections and terminations you might need. Small MCX, MCXX, SMA and SMB connectors enable attachment in today's tight spacings. Pomona – connecting with quality.

Universal Adapter Kit

Model# 5698



Kit contains two each: BNC (m), BNC (f), TNC (m), TNC (f), SMA (m), SMA (f), N (m), N (f), four intermediate couplers, one double Banana Plug, one double Banana Jack, and case.



Multi-RF Direct Adapter Kit

Model# 72934



A comprehensive kit including the most frequently used 50Ω RF adapters in a rugged pistol-grip case. Allows for direct adaptation without intermediate couplers. All parts are precision machined brass, not die-cast, with tarnish resistant nickel plating. Male center pin contacts are gold plated brass. Female center contacts are gold plated heat treated beryllium copper. Insulation material is high density PTFE.

Maxi Universal Adapter Kit

Model# 5748



Kit contains two each: BNC (m), BNC (f), TNC (m), TNC (f), SMA (m), SMA (f), N (m), N (f), UHF (m), UHF (F), Mini UHF (m), Mini UHF (f), F (m), F (f), RCA (m), RCA (f), six intermediate couplers, one double Banana Plug, one double Banana Jack, one sampler, and case.

Kit contains:

- 3535 BNC (m)/Type N (f)
- 3288 BNC (f)/Type N (m)
- 3844 TNC (m)/BNC (f)
- 4288 SMA(m)/BNC(M)
- 4290 SMA (m)/BNC (f)
- 4289 SMA (f)/BNC (m)
- 4291 SMA (f)/BNC (F)
- 4298 SMA (m)/Type N (f)
- 4297 SMA (f)/Type N (M)
- 4299 SMA (f)/Type N (f)
- 4292 SMA (m)/TNC (m)
- 4294 SMA (m)/TNC (f)
- 4293 SMA (f)/TNC (m)
- 4295 SMA (f)/TNC (f)
- 4296 SMA (m)/Type N (m)
- 3283 BNC (f-f)
- 3533 BNC (m-m)
- 3285 BNC (f-m-f) TEE
- 3284 BNC (f-f-f) TEE
- 4940 TNC (f-f) Adapter
- 3841 TYPE N (f-f)
- 3842 TYPE N (m-m)
- 4282 SMA (m-f) Rt Angle
- 4283 SMA (m-m)
- 4284 SMA (f-f)
- 4286 SMA Termination, 50Ω (m)

Adapter Kit Accessories

Individual adapters for the Universal Adapter Kits are also available.

Coupling nut adapter to	Model#	5698	5748
BNC (m)	5735	2	2
BNC (f)	5739	2	2
TNC (m)	5736	2	2
TNC (f)	5740	2	2
SMA (m)	5737	2	2
SMA (f)	5741	2	2
N (m)	5734	2	2
N (f)	5738	2	2
UHF (m)	5752		2
UHF (f)	5756		2

Coupling nut adapter to	Model#	5698	5748
Mini UHF (m)	5753		2
Mini UHF (f)	5757		2
RCA (m)	5754		2
RCA (f)	5758		2
F (m)	5759		2
F (f)	5755		2
Coupler	5742	4	6
DbI Banana Plug	5743	1	1
DbI Banana Post	5744	1	1
Sampler	5760		1

SMA Adapter Kit

Model# 72931



A consolidated kit including the most frequently used SMA adapters in a rugged pistol-grip case. Allows for direct adaptation without intermediate couplers. All parts are precision machined brass, not die-cast, with tarnish resistant nickel plating. Male center pin contacts are gold plated brass. Female center contacts are gold plated heat treated beryllium copper. Insulation material is high density PTFE.

Kit contains:

- 4282 Right Angle SMA Female to SMA Male
- 4283 Inline SMA Male to SMA Male
- 4284 Inline SMA Female to SMA Female
- 4286 SMA Male Terminator Plug
- 4288 SMA Male to BNC Male
- 4289 SMA Female to BNC Male
- 4290 SMA Male to BNC Female
- 4291 SMA Female to BNC Female
- 4292 SMA Male to TNC Male
- 4293 SMA Female to TNC Male
- 4294 SMA Male to TNC Female
- 4295 SMA Female to TNC Female
- 4296 SMA Male to N Male
- 4297 SMA Female to N Male
- 4298 SMA Male to N Female
- 4299 SMA Female to N Female

N Adapter Kit



Model# 72932

A consolidated kit including the most frequently used Type N adapters in a rugged pistol-grip case. Allows for direct adaptation without intermediate couplers. All parts are precision machined brass, not die-cast, with tarnish resistant nickel plating. Male center pin contacts are gold plated brass. Female center contacts are gold plated heat treated beryllium copper. Insulation material is high density PTFE.

Kit contains:

- | | |
|-------------------------------------|---|
| 3288 N Male to 50Ω BNC Female | 4298 N Female to SMA Male |
| 3535 N Female to 50Ω BNC Male | 4299 N Female to SMA Female |
| 3841 Inline N Female to N Female | 5089 T Style N Female to N Female to N Female |
| 3842 Inline N Male to N Male | 4240-50 50Ω N Terminator Plug |
| 3843 Right Angle N Female to N Male | 4240-75 75Ω N Terminator Plug |
| 4286 N Male to SMA Male | |
| 4297 N Male to SMA Female | |

7/16 DIN Adapter Kit



Model# 6254

This kit will enable the field service technician to connect equipment that has 7/16 DIN connectors to other equipment that has Type N connectors. These connectors are not compatible, but both are commonly found on the same types of telephone equipment and test equipment.

The key feature of the 7/16 DIN connector is the extremely high resistance to inter-modulation interference. These connectors are used in cellular phone and PCS systems to reduce interference in crowded cell sites and also in radio, television and repeater sites.

An assortment of the most useful adapters for conversion between 7/16 DIN and Type N.

Kit contains one each:

- 6256 7/16 DIN Male to Type N Male Adapter
 - 6257 7/16 DIN Male to Type N Female Adapter
 - 6259 7/16 DIN Female to Type N Male Adapter
 - 6260 7/16 DIN Female to Type N Female Adapter
 - 7/16 DIN Male to 7/16 DIN Female Right Angle Adapter
 - 7/16 DIN Female to 7/16 DIN Female Splice
- All parts are protected by a custom zippered case with die cut foam padding.

Broadcast BNC Adapter Kit



Model# 72933

A comprehensive kit including the most frequently used 75Ω BNC adapters in a rugged pistol-grip case. Allows for direct adaptation without intermediate couplers. All parts are precision machined brass, not die-cast, with tarnish resistant nickel plating. Male center pin contacts are gold plated brass. Female center contacts are gold plated heat treated beryllium copper. Insulation material is high density PTFE.

Kit contains

- | | |
|--|---|
| 6737 75Ω BNC f/f Adapter | 1297 Adapter, BNC(f), Phono Plug |
| 6738 75Ω BNC f/f/f Adapter | 3837 BNC (f)/Tini Plug |
| 6739 75Ω BNC f/m/f Adapter | 4043 Adapter, BNC(M), Phono Jack |
| 6740 75Ω BNC m/m Adapter | 4267 BNC (f)/Microplug |
| 6754 BNC (F/M/F) Adapter, In-Line, 75Ω | 5319 BNC Female to Phono Plug |
| 6779 BNC (m) / f (f), 75Ω | 4054 BNC (m) to Phono Jack Adapter |
| 6780 BNC (f) / f (f), 75Ω | 4719 BNC (f)/Bantam Plug |
| 6781 BNC (f) / F (m), 75Ω | 5008 BNC (f)/.090 Video Plug |
| 6782 BNC (m) / F (m), 75Ω | 6519 BNC TO Mini-WECO Adapter |
| | 3840-75 BNC (m) Resistor Terminator Plug, 75Ω |

Universal Adapter Cable



Model#	Length
5749-24	24in (0.6m)
5749-36	36in (0.9m)
5749-48	48in (1.2m)
5749-60	60in (1.5m)
5749-72	72in (1.8m)

Make cable assemblies with any of the adapters in the universal adapter kits.

50Ω RG 58C/U, 195" O.D.

BNC to Banana Plug and Binding Post Adapter Kit



Model# 5510

An assortment of many of Pomona's most popular BNC

- Kit contains one each:**
- BNC Female to Stacking Double Banana Plug
 - BNC Male to Stacking Double Banana Plug
 - BNC Male to Stackable Binding Posts
 - BNC Female to Stackable Binding Posts
 - BNC Female to Female
 - BNC Male to Male adapters.



BNC 50Ω Attenuator Kit




Model# 5513

Kit contains five Model 4108 BNC 50Ω attenuators, one each of 3dB, 6dB, 10dB, 14dB and 20dB.

(Same as Model 4108).


*see rating message at start of section.

BNC Female to Double Stacking Banana Plug



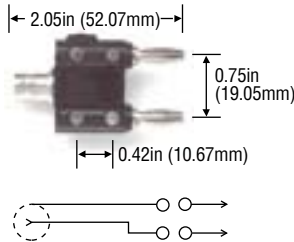
Model# 1269
Rating: Maximum voltage for *hands free use:* 500 Vrms*, +122°F (+50°C) max.
Material: *Banana Plug Jack:* brass; *Spring:* heat treated berylliumcopper; *Finish:* nickel plating.

BNC Male to Double Stacking Banana Plug



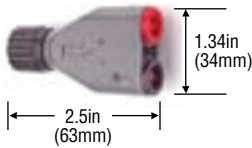
Model# 1270
Rating: Maximum voltage for *hands free use:* 500 Vrms*, +122°F (+50°C) max.
Material: *Banana Plug Jack:* brass; *Spring:* heat treated berylliumcopper; *Finish:* nickel plating.

BNC Female to Double Banana Plug



Model# 1468
 4 solder turrets provide access between BNC and isolated banana plugs.
Rating: Maximum voltage for *hands free use:* 500 Vrms*, +131°F (+55°C) max.
BNC: isolated from Banana Plugs.
Material: *Banana Plug Jack:* brass; *Spring:* heat treated berylliumcopper; *Finish:* nickel plating.

Insulated BNC Male to Dual 4 mm Banana Plugs/Jacks



Model#	Type
72910	Plugs
72937	Jacks

Rating: 500V Cat I, 150V Cat II.


Insulated BNC Female to Dual 4 mm Banana Plugs/Jacks



Model#	Type
72911	Plugs
72938	Jacks

Rating: 500V Cat I, 150V Cat II.

BNC Male to Stackable Binding Posts



Model# 1296
Rating: Maximum voltage for *hands free use:* 500 Vrms*, +122°F (+50°C) max.


4mm Safety Banana Jack to 2mm Banana Plug Adapter



Model#	Color
72914-02	Set, Black and Red
72914-0	10 pack, Black
72914-2	10 pack, Red


Accepts 4mm safety-sheathed banana plugs.
Rating: 33 Vrms / 70 Vdc, 36A.

BNC Female to Stackable Binding Posts



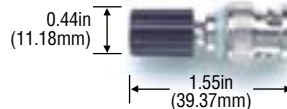
Model# 1452
Rating: Maximum voltage for *hands free use:* 500 Vrms*, +122°F (+50°C) max.

BNC Male to Stackable Isolated Binding Posts with 4 Terminals




Model# 1469
 4 solder turrets for component attachments.
 Use to make your own attenuator, balun, or filter.
Rating: Maximum voltage for *hands free use:* 500 Vrms*, +131°F (+55°C) max.

BNC Male with Binding Post




Model# 3430-*
Rating: Maximum voltage for *hands free use:* 500 Vrms*, +239°F (+115°C) max.
***Std. Colors:** -0 Black, -2 Red.

BNC Female to Single Banana Plug



Model# 1894
Rating: *Hands free testing in controlled voltage environment:* 500 Vrms*, +122°F (+50°C) max.

BNC Female to Miniature Double Banana Plug



Model# 3269
 Allows a BNC male to be used with equipment having 0.50in (12.70mm) spaced miniature banana jacks.
Rating: Maximum voltage for *hands free use:* 500 Vrms*, +122°F (+50°C) max.


BNC Male to Miniature Stackable Binding Posts



Model# 3296
 Binding posts also accept miniature double banana plugs.
Rating: Maximum voltage for *hands free use:* 500 Vrms*, +122°F (+50°C) max.

BNC Female to Single Banana Plug with Ground Lead

Model# 4684



Use with equipment having banana plugs or binding posts with non-standard spacing.
18 AWG Ground wire, 2.5in (63.50mm) long.
Rating: Maximum voltage for *hands free use*: 500 Vrms*, +131°F (+55°C) max.

BNC Male/Female with DC-Blocking Series Capacitor


Model# 5297



Use for sensitive RF measurements.
Rating: Maximum voltage for *hands free use*: 500 Vrms*, +216°F (+102°C) max.
Capacitor: 1000 pF, 600 Vdc.

Type N Male Terminator Plugs


Model#	Ω
4240-50	50



Rating: Frequency Range DC to 500 MHz, Power: 1W @ 158°F (70°C) max.
Accuracy: 1%.

BNC Male Terminator Plugs

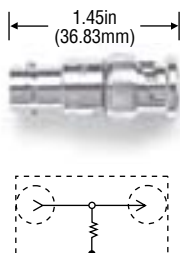
Model#	Ω
3840-50	50
3840-75	75



Rating: Frequency range dc to 500MHz, power .5W @ 158°F (70°C) max.
Accuracy: 1%.

BNC Feed-Thru Termination

Model#	Ω
4119-50	50
4119-75	75
4119-93	93
4119-600	600



Rating: 2W Carbon film resistor.
Accuracy: 2%.
Frequency Range: DC to 500 MHz, +216°F (+102°C) max.

BNC 50 Ω Attenuator



Model#	dB
4108-3dB	3dB
4108-6dB	6dB
4108-10dB	10dB
4108-14dB	14dB
4108-20dB	20dB

Rating: 2W Avg. @ 77°F (25°C) max.

50 Ω impedance. Metal film resistor attenuator.

BNC In-Series Resistor Attenuator



Model#	Ω
4391-25	25
4391-50	50
4391-75	75
4391-600	600

Rating: Frequency Range DC to 500 MHz, +216°F (+102°C) max.

Add series resistance to coaxial lines.

1%, 2W, non-inductive film resistor.

BNC Within Series Adapter Kit

Model# 5511



An assortment of Pomona's popular BNC within series adapters.

Kit contains one each:

- BNC Female to Female 3283
- BNC T (Female/Female/Female) 3284
- BNC T (Female/Male/Female) 3285
- BNC Male to Male 3533
- BNC Right Angle Male to Female 3534
- BNC T (Male/Female/Female) 4896

BNC Shorting Cap or Dust Cap for BNC Female

Model#	Type
5085	Shorting cap
3839	Dust cap



Shorting cap provides protection and supplies a short across an input.

Dust cap protects sensitive instrument inputs and is non-shorting.

Tarnish resistant plating.

3in (76.20mm) long chain.

*see rating message at start of section.

BNC Straight RF Plugs



Fig. 1: Compression Style



Fig. 3: Crimp Style




Fig. 2: Crimp Style



Fig. 4: Crimp Style


Rating: Maximum voltage for *hands free use*: 500 Vrms.

BNC: *Body*: tarnish resistant nickel-plated brass; *Center Contact*: male: gold-plated brass; female: gold-plated beryllium copper; *Dielectric*: PTFE.


***Performance:** 4 GHz with VSWR of 1.3 maximum from 0 to 4GHz.

Model#	Type	Fig.	Cable Group RG_/U BNC
50Ω Impedance			
4488	BNC (m)	1	142, 142A, 142B, 223, 58, 58A, 58C, 5B, 5BA, 5BC, 8C, 141, 141A
4997	BNC (m)	1	RG58 only
50Ω Impedance Crimp			
5307	BNC (m)	1	174, 174A, 179B, 187, 187A, 188, 188A, 316
5285	BNC (m)	2	RG58, 58A, 58C, 141, 141A
5344	BNC (f)	3	58, 58A, 58C, 141, 141A
7035*	BNC (m)	2	RG55A, 142, 142A, 223, 400
7040*	BNC (m)	2	RG179, 179B, 187, 187A, 174, 188, 188A, 316
7207*	BNC (m)	1	RG-223
75Ω Impedance			
5286	BNC (m)	2	59, 59A, 59B, 62, 62A, 62B, 62C, 210
6702A	BNC (m)	4	59B, 20 AWG, Belden 1505A
6703A	BNC (m)	4	6B, 18 AWG, Belden 1694A
6704A	BNC (m)	4	59B, 23 AWG
6746A	BNC (m)	1	59, 59A, 59B, 62, 210, Belden 8241, 8263
6752A	BNC (m)	2	59A, 59B, 62, 210, Belden 8241, 8263
7042	BNC (m)	2	Belden 1407B, 1417B, 1164B, 1167B, 1418B, 11467B, 11865A

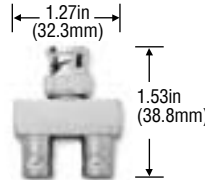
BNC within Series Adapters




6701




3534



6700/6754




3284/6738




4896




3285/6739




3533/6740




3847/6744
See Cutout



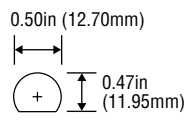
3846
See Cut-Out



3283/6737



6705



Panel Cut-Out for
3846/3847/6744

Model#	Type	Special Features
50Ω Impedance		
3283	BNC (f/f)	
3533	BNC (m/m)	
3285	BNC (f/m/f)	
3284	BNC (f/f/f)	
4896	BNC (m/f/f)	
3534	BNC (f/m)	Right Angle
3847	BNC (f/f)	Hermetically Sealed (b)
3846	BNC (f/f)	Isolated Ground (a)
6700	BNC (f/m/f)	In-line
6701	BNC (f/m/f)	Right Angle
75Ω Impedance		
6705	BNC (f/f)	Isolated Ground (a)
6737	BNC (f/f)	
6738	BNC (f/f/f)	
6739	BNC (f/m/f)	
6740	BNC (m/m)	
6744	BNC (f/f)	Hermetically Sealed (b)
6754	BNC (f/m/f)	In-line

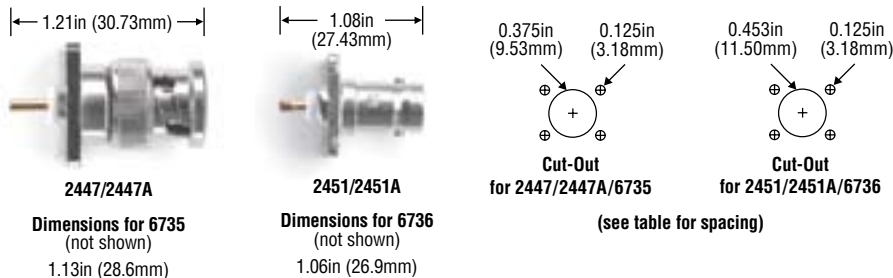
Notes: (a) Mounting hardware is isolated from outer conductor of BNC, (b) Leakage rate less than 10⁻⁷ cc/sec of tracer gas at one atmosphere.

Rating: Maximum voltage for *hands free use*: 500 Vrms*, -85°F to +329°F (-65°C to +165°C).

BNC: *Shell*: tarnish resistant nickel-plated brass; *Center Contact*: male: gold-plated brass; female: gold-plated beryllium copper; *Dielectric*: PTFE.

Bandwidth: to 4 GHz.


BNC Panel Receptacles



Model#	Type	Spacing
50Ω Impedance		
2447	BNC (m)	0.531in (13.46mm) hole spacing center to center
2451	BNC (f)	0.531in (13.46mm) hole spacing center to center
2447A	BNC (m)	0.50in (12.70mm) hole spacing center to center
2451A	BNC (f)	0.50in (12.70mm) hole spacing center to center
75Ω Impedance		
6735	BNC (m)	0.50in (12.70mm) hole spacing center to center
6736	BNC (f)	0.531in (13.46mm) hole spacing center to center

BNC: Shell: tarnish resistant nickel-plated brass; Center Contact: male: gold-plated brass; female: gold-plated beryllium copper; Dielectric: PTFE.

BNC Female PCB Mount

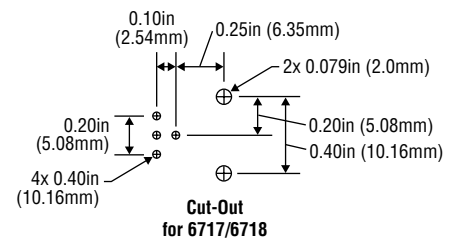


Model#	Type	Material
50Ω Impedance		
4578	Vertical BNC	
4788	R/A BNC	Brass
6717	Dual R/A BNC	White Valox
7073*	Straight	Brass
75Ω Impedance		
6718	BNC (f)	White Valox
6747	BNC (f)	Vertical
6748	BNC (f)	Right Angle


Rating: Maximum voltage for hands free use: 500 Vrms*, Impedance: 50Ω, -85 to +329°F (+165 to -65°C)

BNC: Body: tarnish resistant nickel-plated brass; Contact: gold-plated beryllium copper. Dielectric: PTFE.

*Performance: 4 GHz with Vswr of 1.3 maximum from 0 to 4GHz.



BNC Bulkhead Receptacles



Model#	Type	Special Features	Max. Panel Thickness
50Ω Impedance			
3778	BNC (f)	Isolated Ground, Teflon Insulation	0.18in (4.57mm)
5148	BNC (f)	Isolated Ground, Valox Insulation	0.175in (4.45mm)
4159	BNC (f)	Hermetically Sealed*	0.37in (9.40mm)
4160	BNC (f)		0.10in (2.54mm)
4979	BNC (m)		0.19in (4.83mm)
75Ω Impedance			
6741	BNC (f)	Isolated Ground	
6745	BNC (f)		


* Leakage rate less than 10⁻⁷ cc/sec of tracer gas at one atmosphere.

BNC: Body: tarnish resistant nickel-plated brass; Center Contact: male: gold-plated brass; female: gold-plated beryllium copper (except as noted); Dielectric: PTFE.

Mounting hardware is isolated from outer conductor of BNC.

*see rating message at start of section.

SMA within Series Adapters




Model#	Type
4282	SMA (f) to (m), Right Angle
4283	SMA (m) to (m)
4284	SMA (f) to (f)


SMA: Shell: gold-plated brass; Center Contacts: gold-plated brass; Dielectric: PTFE.

Frequency Range: 4283, 4284: 186Hz; 4282: 12GHz.

SMA Connector



4804/4859 SMA(M)



4805 SMA(F)

Model#	Fits Cable Types
4804	RG174, 179, 187
4805	RG188, 316
4859	RG55, 142

Supplied with center conductor and sleeve.

Impedance: 50Ω.

SMA: Shell: passivated steel; Dielectric: PTFE.

SMA Male Terminator Plug



0.31in (7.87mm) Hex

Model# 4286

Rating: Maximum voltage for hands free use: 335 Vrms*.

Impedance: 50Ω 1/2 W., 1%.

VSWR: 1.25 max. to 18GHz, 1/2 W, 85°F to +329°F (65°C to +165°C).

Resistor Terminator.

Gold-plated stainless steel with Teflon insulation.

SMA Plug, 50Ω Termination




72975

Bandwidth: 0-12.4 GHz on flexible cable.

Rating: For CE compliance and personal safety, do not hold in hand when voltages exceed 33 Vrms/70 Vdc. Maximum voltage for hands free use: 500 Vpeak. RG58, 141, 143; 375 Vpeak: RG174, 188, 316. Do not use on circuits where transient stresses can exceed the rated voltage.

Materials: Body: machined brass, gold-plated finish; Center Contacts: plug: gold-plated brass; jack: gold-plated beryllium copper.

SMA Female to Female Bulkhead Receptacle



Panel Cut-Out

Model# 4285

SMA: Shell: gold plated brass; Center Contacts: gold plated brass; Dielectric: PTFE.

SMA Shorting Cap



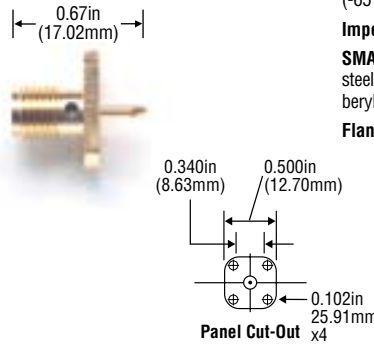
0.31in (7.87mm) Hex

Model# 5088

Screw onto SMA female. Protects sensitive instrument inputs or provides a necessary reference short.

SMA: Shell: gold plated; Center Contacts: gold-plated steel.

SMA Female Panel Receptacle



Panel Cut-Out x4

Model# 4850

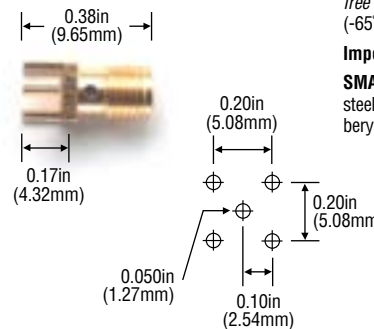
Rating: Maximum voltage for hands free use: 335 Vrms*, -85°F to +329°F (-65°C to +165°C).

Impedance: 50Ω.

SMA: Body: gold-plated stainless steel; Center Contact: gold-plated beryllium copper; Dielectric: PTFE.

Flange thickness: 0.065in (1.65mm).

SMA PCB Mounting Female



Panel Cut-Out

Model# 4959

Rating: Maximum voltage for hands free use: 335 Vrms*, -85°F to 329°F (-65°C to +165°C).

Impedance: 50Ω.

SMA: Body: gold-plated stainless steel; Center Contact: gold-plated beryllium copper; Dielectric: PTFE.

RF SMA Connectors




Bandwidth: 0-12.4 GHz on flexible cable. (see data sheet on website)

Rating: For CE compliance and personal safety, do not hold in hand when voltages exceed 33 Vrms/70 Vdc. Maximum voltage for hands free use: 500 Vpeak: RG58, 141, 143; 375 Vpeak: RG174, 188, 316. Do not use on circuits where transient stresses can exceed the rated voltage.

Materials: Body: machined brass, gold-plated finish; Center Contacts: plug: gold-plated brass; jack: gold-plated beryllium copper.

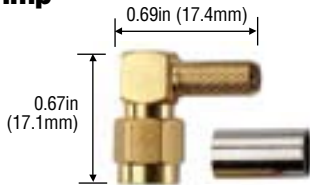
Above specifications apply to the models on this page

SMA 50Ω Plug




Model#	Description	Cable Group RG /U
72943	Straight Crimp	58
72944	Straight Crimp	141
72945	Straight Crimp	142, 400
72946	Straight Crimp	174, 188, 316
72950	Straight Crimp, Reverse Polarity	174, 188, 316

SMA 50Ω Plug, Right-Angle Crimp




Model#	Cable Group RG /U
72958	58
72959	141, 174, 188, 316
72960	142, 400

SMA 50Ω Jack, Straight Crimp



Model#	Cable Group RG /U
72952	141
72953	142, 400
72954	174, 188, 316

SMA 50Ω Jack, Bulkhead Crimp




Model#	Cable Group RG /U
72956	174, 178, 188, 316

SMA 50Ω Jack, Panel Receptacle



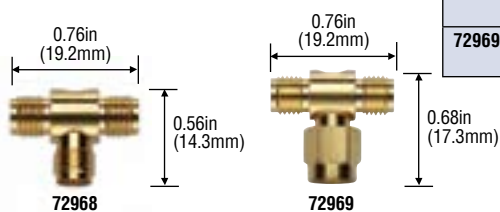
Model#	Description
72961	2 Hole
72962	4 Hole

SMA 50Ω Within Series Adapters




Model#	Description
72964	Plug (m/m)
72965	Right-Angle Plug to Jack
72966	Jack (f/f)
72967	Jack, Reverse Polarity (f/f)
72973	Jack (f) to Jack (f)
72974	Jack to Reverse SMA Plug

SMA 50Ω T Type




Model#	Description
72968	Jack (f)/ Jack (f)/Jack (f)
72969	Jack (f)/Plug (m)/ Jack (f)

SMA 50Ω Jack, Straight PCB Receptacle




72963

SMA 50Ω Jack, Straight PCB Receptacle Edge Mount



72970

SMA 50Ω Jack, Right-Angle PCB Receptacle



72971

*see rating message at start of section.

RF SMB Connectors




Bandwidth: 3-4 GHz, depending upon connector. (see data sheet on website)

Rating: For CE compliance and personal safety, do not hold in hand when voltages exceed 33 Vrms/70 Vdc. Maximum voltage for hands free use: 250 Vrms. Do not use on circuits where transient stresses can exceed the rated voltage.

Materials: Body: machined brass, gold-plated finish; Center Contacts: plug: gold-plated brass; jack: gold-plated beryllium copper.

Above specifications apply to the models on this page except 5375

SMB Plug, Straight Crimp




Model#	Ω	Cable Group RG /U
72983	50	178, 196
72984	50	174, 188, 316
72985	75	179, 187

SMB 50Ω Jack, Panel Receptacle



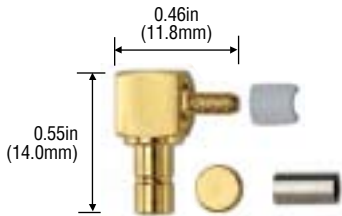
72999

SMB 50Ω Jack, Straight PCB Receptacle




72995

SMB Plug, Right-Angle Crimp




Model#	Ω	Cable Group RG /U
72991	50	178, 196
72992		174, 188, 316
72993	75	179, 187

SMB 50Ω Plug, Straight PCB Receptacle



72996

SMB 50Ω Jack, Right-Angle PCB Receptacle



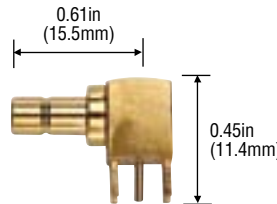
72997

SMB Jack, Straight Crimp



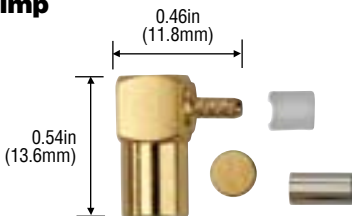
Model#	Ω	Cable Group RG /U
72980	50	178, 196
72981		174, 188, 316
72982	75	179, 187

SMB 50Ω Plug, Right-Angle PCB Receptacle



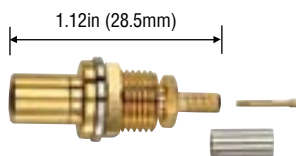
72998

SMB Jack, Right-Angle Crimp



Model#	Ω	Cable Group RG /U
72987	50	178, 196
72988		174, 188, 316
72989	75	179, 187

SMB Jack, Bulkhead



Model#	Ω	Cable Group RG /U
73000	50	174, 188, 316
73001	75	179, 187

SMB Female Connector Crimp Type



Model# 5375

This SMB (Subminiature "B") connector snap together for quick assembly.

Fit Cable Types: RG174, 179, 187, 188, 316

Rating: Maximum voltage for hands free use: 335 Vrms*, -85°F to +329°F (-65°C to +165°C).

Impedance: 50Ω.

Frequency Range: DC to 4GHz.

SMB: Shell: tarnish resistant nickel-plated brass; Contact: male: gold-plated brass; female: gold-plated beryllium copper; Dielectric: PTFE.

RF MCX Connectors




Bandwidth: 3-6 GHz, depending upon connector. (see data sheet on website.)

Working Voltage: For CE compliance and personal safety, do not hold in hand when voltages exceed 33 Vrms/70 Vdc. Maximum voltage for hands free use: 170 Vrms. Do not use on circuits where transient stresses can exceed the rated voltage.

Materials: Body: brass, gold-plated finish; Center Contacts: plug: gold-plated brass; jack: gold-plated beryllium copper.


Above specifications apply to the models on this page

MCX Plug, Straight Crimp




Model#	Ω	Cable Group RG /U
73002	50	174, 316
73003		178
73004	75	179

MCX Jack, Straight Crimp



Model#	Ω	Cable Group RG /U
73010	50	174, 316
73011		178
73012	75	179


MCX Plug, Right-Angle Crimp



Model#	Ω	Cable Group RG /U
73005	50	174, 316
73006		178

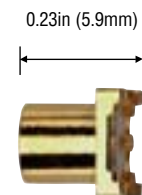
MCX 50Ω Jack, Straight PCB Receptacle

73007




MCX 50Ω Jack, Straight Surface Mount Receptacle

73018



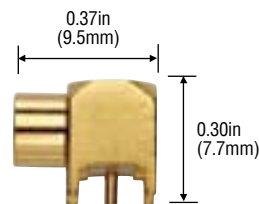
MCX Plug, Straight Semi-Rigid Crimp



Model#	Ω	Cable Group RG /U
73014	50	402
73015		405

MCX 50Ω Jack, Right-Angle PCB Receptacle

73008



MCX Plug, Right-Angle Semi-Rigid Crimp



Model#	Ω	Cable Group RG /U
73016	50	402
73017		405

*see rating message at start of section.

RF MMCX Connectors



Bandwidth: 3-6 GHz, depending upon connector. (see data sheet on website.)

Working Voltage: For CE compliance and personal safety, do not hold in hand when voltages exceed 33 Vrms/70 Vdc. Maximum voltage for hands free use: 170 Vrms. Do not use on circuits where transient stresses can exceed the rated voltage.

Materials: *Body:* brass, gold-plated finish; *Center Contacts:* plug: gold-plated brass; jack: gold-plated beryllium copper.

Above specifications apply to the models on this page

MMCX 50Ω Plug, Straight Crimp


0.57in (14.6mm)



Model#	Cable Group RG_/U
73023	174, 316
73024	178

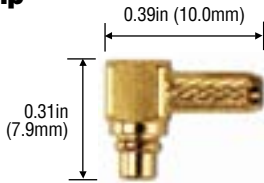
MMCX 50Ω Jack, Straight Crimp

0.52in (13.3mm)



Model#	Cable Group RG_/U
73029	174, 316
73030	178

MMCX 50Ω Plug, Right-Angle Crimp



Model#	Cable Group RG_/U
73025	174, 316
73026	178

MMCX 50Ω Jack, Straight Semi-Rigid Crimp

0.53in(13.4mm)



Model#	Cable Group RG_/U
73037	405

MMCX 50Ω Plug, Straight Semi-Rigid Crimp

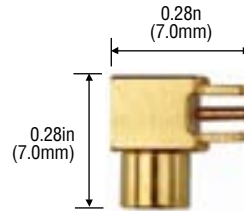
0.53in (13.5mm)



Model#	Cable Group RG_/U
73034	402
73035	405

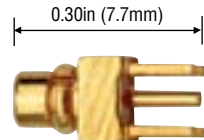
MMCX 50Ω Jack, Right-Angle PCB Receptacle

73028

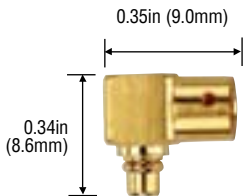


MMCX 50Ω Plug, Straight Edgecard

73038




MMCX 50Ω Plug, Right-Angle Semi-Rigid Crimp



Model#	Cable Group RG_/U
73032	174, 316
73033	405

MMCX 50Ω Jack, Straight Edgecard

73039



Type N Adapters




Model#	Type
3841	N (f/f)
3842	N (m/m)
3843	N (f/m)
5089	N (f/f/f)

N: Body: bronze-plated white brass; Center Contact: male: gold-plated brass; female: gold-plated beryllium copper; Dielectric: PTFE.

Impedance: 50Ω.

Rating: Maximum voltage for *hands free use*: 1,000 Vrms*.

Type N Male Straight RF Connector Crimp



Model# 7057

Fit Cable Types: RG55, 142, 223, 400.

Impedance: 50Ω.

N: Body: bronze-plated white brass; Center Contact: male: gold-plated brass; female: gold-plated heat treated beryllium copper; Dielectric: PTFE.

Performance: 11 GHz with Vswr of 1.3 maximum from 0 to 11 GHz.

Use with crimp die set model 7281, crimp tool model 7277.

Type N Male Connectors



Model# 4787


Fit Cable Types: RG58 and 142, 223, 141.

N: Body: bronze-plated white brass; Center Contact: male: gold-plated brass; female: gold-plated beryllium copper; Dielectric: PTFE.

Impedance: 50Ω.

Rating: Maximum voltage for *hands free use*: 1,000 Vrms*.

Type N Panel Mount Receptacle



Model#	Type
2455	N (f)
4956	N (f)

N: Body: bronze-plated white brass; Center Contact: female: gold-plated beryllium copper; Dielectric: PTFE.

Impedance: 50Ω.

Rating: Maximum voltage for *hands free use*: 1,000 Vrms*.

BNC Male with Strain Relief Boot



Make your own cable with strain relief.

5076: Black boot with nut only.

For use with connectors using a 7/16-28 clamp nut. Simply replace supplied nut with the one on the boot.

Rating: Maximum voltage for *hands free use*: 500 Vrms*, +122°F (+50°C) max.

Model#	Fits Cable Types	For Cable O.D.
5066-*	RG 58, 141	0.185in - 0.200 (4.70mm - 5.08mm)
5068-*	RG 174, 187, 188	0.090in - 0.110in (2.29mm - 2.79mm)
5076-*	RG 58, 141	0.185in - 0.200in (4.70mm - 5.08mm)

*Available in -0 black only

Strain Relief Boot



Rating: +122°F (+50°C) Max.

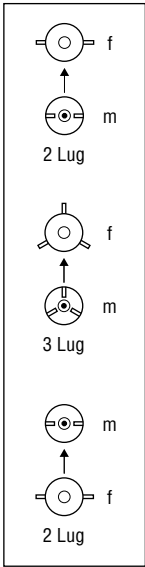
Use with crimp type connectors.

Sold in packages of 10.


*Std. Colors: -0 Black, -2 Red

Model#	Fits Cable Types	For Cable O.D.
5155-*	RG 58, 141	0.185in - .200 (4.70mm - 5.08mm)
5156-*	RG 59, 62, 210	0.237in - .247in (6.02mm - 6.27mm)
5157-*	RG 174, 187, 188	0.090in - .110in (2.29mm - 2.79mm)

*see rating message at start of section.




Triaxial Cable Plugs and Jacks



Model#	Lugs	Max. Panel Thickness	Fits Cable Types
3600	2 Lug (m)		Belden twinaxial 9272 0.242in (6.15mm) O.D.
4661	2 Lug (f)	0.14in (3.56mm)	Microdot 293-3930 0.175in (4.45mm) O.D.
5056	2 Lug (m)		Belden triaxial 9222
5218	3 Lug (m)		0.242in (6.15mm) O.D.

Triaxial: Body/Fittings: tarnish resistant nickel-plated brass; Center Contact: male: gold-plated brass; female: gold-plated beryllium copper; Outer Contact: gold-plated beryllium copper; Dielectric: PTFE.


Triaxial Adapters



Model#	Lugs	Max. Panel Thickness
5178	2 Lug (f)	0.25in (6.35mm)
5290	2 Lug (f)	

Triaxial: Body/Fittings: tarnish resistant nickel-plated brass; Center Contact: female: gold-plated beryllium copper; Outer Contact: gold-plated beryllium copper; Dielectric: PTFE.

Triaxial Female Bulkhead Receptacles



Model#	Lugs	Max. Panel Thickness
3580	2 lug (f)	0.25in (6.35mm)
4388*	2 lug (f)	0.25in (6.35mm)
5219	3 lug (f)	0.14in (3.56mm)

*Hermetically sealed leakage less than 10⁻⁷ cc/sec tracer gas at one atmosphere.

Triaxial: Body/Fittings: tarnish resistant nickel-plated brass; Center Contact: female: gold-plated beryllium copper; Outer Contact: gold-plated beryllium copper; Dielectric: PTFE.

Twinax Cable Plug


Model# 4957

Use on twinaxial cable types RG108 and Belden 9272. Polarized Contact (One Male, One Female).
Rating: Maximum voltage for hands free use: 500 Vrms*, -85 to +329°F (-65 to +165°C).
Material: Body: tarnish resistant nickel-plated brass; Contact: male: gold-plated brass; female: gold-plated beryllium copper; Dielectric: PTFE.



Twinax Bulkhead Receptacle

Model#	Max. Panel Thickness
4958	0.13in (3.30mm)




Rating: Maximum voltage for hands free use: 500 Vrms*, -85 to +329°F (-65 to +165°C). Polarized Contact (One Male, One Female).
Material: Body: tarnish resistant nickel-plated brass; Contact: male: gold-plated Bbrass; female: gold-plated beryllium copper; Dielectric: PTFE.

F PCB Mount Connectors


Model# 6803

F (F) PCB Edge Mount. Designed for fast installation with no crimping. Simply strip cable and push connector on. Precision machined brass with gold plating.



F within Series Adapters

Model#	Type
6712	F (m/f) Right angle
6713	F (m/f) In line, Push-on



Material: Machined, nickel-plated brass


F Female to Female Bulkhead Receptacle

Model# 6706

In line, with nut and washer.
Material: Machined, nickel-plated brass.



SMA to BNC




Model#	Type
4288	SMA (m) to BNC (m)
4290	SMA (m) to BNC (f)
4289	SMA (f) to BNC (m)
4291	SMA (f) to BNC (f)

Rating: Maximum voltage for *hands free* use: 335 Vrms*.

Impedance: 50Ω.

SMA: *Shell:* gold-plated brass; *Center Contacts:* male: gold-plated brass; female: gold-plated beryllium copper; *Dielectric:* PTFE.

SMA to Type N




Model#	Type
4296	SMA (m) to type N (m)
4298	SMA (m) to type N (f)
4297	SMA (f) to type N (m)
4299	SMA (f) to type N (f)

Rating: Maximum voltage for *hands free* use: 335 Vrms*.

Impedance: 50Ω.

Material: *Shell:* gold-plated brass; *Center Contacts:* gold-plated brass; *Dielectric:* PTFE.

SMA to TNC




Model#	Type
4292	SMA (m) to TNC (m)
4294	SMA (m) to TNC (f)
4293	SMA (f) to TNC (m)
4295	SMA (f) to TNC (f)

Maximum voltage for *hands free* use: 335 Vrms*.

Impedance: 50Ω.

Material: *Shell:* gold-plated brass; *Center Contacts:* gold-plated brass; *Dielectric:* PTFE.

SMA to SMB



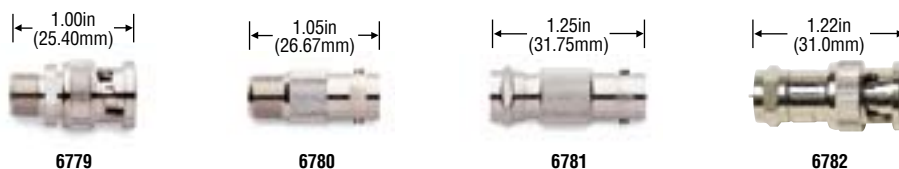
Model#	Type	Ω
72976	SMA (m) to SMB (m)	50
72977	SMA (m) to SMB (f)	
72978	SMA (f) to SMB (m)	
72979	SMA (f) to SMB (f)	

Bandwidth: 0-12.4 GHz on flexible cable.

Rating: For CE compliance and personal safety, do not hold in hand when voltages exceed 33 Vrms/70 Vdc. Maximum voltage for hands free use: 500 Vpeak: RG58, 141, 143; 375 Vpeak: RG174, 188, 316. Do not use on circuits where transient stresses can exceed the rated voltage.

Materials: *Body:* machined brass, gold-plated finish; *Center Contacts:* plug: gold-plated brass; jack: gold-plated beryllium copper.

BNC to F




Model#	Type
6779	BNC (m)/F (f)
6780	BNC (f)/F (f)
6781	F (m)/BNC (f)
6782	BNC (m)/F (m)

BNC: *Shell:* tarnish resistant nickel-plated brass; *Center Contact:* male: gold-plated brass; female: gold-plated beryllium copper (except as noted); *Dielectric:* PTFE.

*see rating message at start of section.

Triaxial to BNC



Model#	Type
5299	3 Lug Triax (f)/BNC (m) adapter
5298	2 Lug Triax (f)/BNC (m) adapter
5090	BNC (f)/2 Lug Triax (m) adapter
5300	BNC (f)/3 Lug Triax (m) adapter

Triaxial: *Body:* tarnish resistant nickel-plated brass; *Center Contact:* male: gold-plated brass; female: gold-plated beryllium copper; *Outer Contact:* gold-plated beryllium copper; *Dielectric:* PTFE.

BNC to TNC



Model#	Type
3844	BNC (f)/TNC (m)

Rating: Maximum voltage for *hands free use:* 500 Vrms*, -85°F to +325°F (-65°C to +165°C) (except as noted).

Impedance: 50Ω (except as noted).

BNC: *Shell:* tarnish resistant nickel-plated brass; *Center Contact:* male: gold-plated brass; female: gold-plated beryllium copper (except as noted); *Dielectric:* PTFE.

BNC Female to Phono (RCA) Male



Model#	Type
5319	BNC (f)/Phono (m)

Rating: *Hands free testing* in controlled voltage environment: 500 Vrms*, 216°F (+102°C) max.

BNC: *Center Contact:* gold-plated.


BNC Male to Phono Jack



Model#	Type
4054	BNC (m)/Phono (f)

Rating: *Hands free testing* in controlled voltage environment: 500 Vrms*, +257°F (+125°C) max.

UHF to BNC



Model#	Type	Special Features
3287	BNC (m)/UHF (f)	Phos. Bronze Contact Nonconstant Impedance
3286	BNC (f)/UHF (m)	Nonconstant Impedance

Rating: Maximum voltage for *hands free use:* 335 Vrms*, -85 to +325°F (-65 to +165°C) (except as noted).

Impedance: 50Ω (except as noted).

UHF: *Shell:* tarnish resistant nickel-plated brass; *Center Contact:* male: gold-plated brass; female: gold-plated beryllium copper (except as noted); *Dielectric:* PTFE.



3286

BNC Female to 1/4in (6.35mm) Phone Plug



Model#	Type
1297	BNC (f)/1/4in (6.35mm) Phone Plug

Rating: *Hands free testing* in controlled voltage environment: 500 Vrms*, +257°F (+125°C) max.

Convert 2 conductor audio jacks to BNC.

BNC Female to Two Conductor, 0.14in (3.5mm) Dia. Mini Phone Plug




Model#	Type
3837	BNC (f)/Two Conductor, 0.14in (3.5mm) Dia. Mini Phone Plug

Rating: *Hands free testing* in controlled voltage environment: 500 Vrms*, +257°F (+125°C) max.

Convert 2 conductor audio jacks to BNC.

Type N to BNC



Model#	Type	Special Features
3535	BNC (m)/N (f)	
3288	BNC (f)/N (m)	Beryllium Copper Male Contact

Rating: Maximum voltage for *hands free use:* 500 Vrms max., -85 to +325°F (-65 to +165°C) (except as noted).

Impedance: 50Ω (except as noted).

N: *Shell:* tarnish resistant nickel-plated brass; *Center Contact:* male: gold-plated brass; female: gold-plated beryllium copper (except as noted); *Dielectric:* PTFE.



3288

F Between Series Adapters



Model#	Type
6714	BNC (m)/F (f)
6715	BNC (f)/F (f)
6716	F (m)/BNC (f)

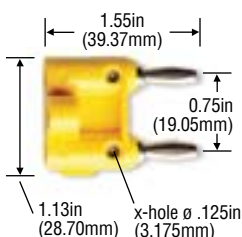
BNC: *Shell:* tarnish resistant nickel-plated brass; *Center Contact:* male: gold-plated brass; female: gold-plated beryllium copper (except as noted).

Dielectric: PTFE.

Banana Plugs and Jacks

Just need a reliable plug or jack? Making your own test set? Pomona Electronics' selection is designed to meet demanding electrical characteristics. Nickel-plated plugs feature brass bodies and one-piece heat-treated beryllium copper springs with nylon or ABS insulation. Choose Pomona for the reliable and dependable connections your work demands.

Double Banana Plug with Wire Guide, Stackable, Solderless



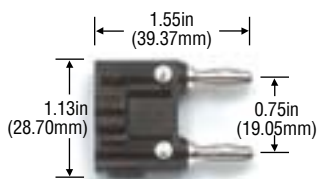
Model#	Plating	Insulation	*Std. Colors
MDP-*	Nickel	ABS	-0 Black, -1 Brown, -2 Red, -3 Orange, -4 Yellow, -5 Green, -6 Blue, -7 Violet-8 Gray, -9 White
4892-*	Gold	ABS	-0 Black, -2 Red
4898-*	Nickel	Polyphenylene Sulfide	-0 Black, -6 Blue
4914			Set screws 8-32 x 0.210in (5.33mm), 100/pk

Set screws secure wire. Simplifies cable construction or component mounting. Accepts cables to 0.22in (5.59mm) dia. max., (18-22 AWG wire).

Material: Banana Plug/Jack: brass; Spring: heat treated beryllium copper; finish: nickel plating.

Rating: For CE compliance and for personal safety, do not hold in hand when voltages exceed 33 Vrms/70 Vdc. Maximum voltage for hands free use: 5000 Vdc. Do not use on circuits where transient stresses can exceed the rated voltage. 15A, +122°F (+50°C) (Model 4898, +302°F (+150°C) max.).

Double Banana Plug with Solder Turret Terminals



Model# MDP-ST

Similar to MDP above except with bright tin plated solder turrets. Accepts cables to 0.215in (5.46mm) dia. max.

Material: Banana Plug/Jack: brass; Spring: heat treated beryllium copper; Finish: nickel plating; Insulation: polypropylene.

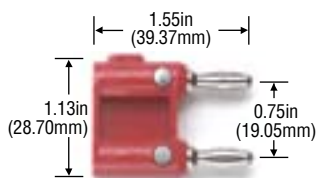
Rating: For CE compliance and for personal safety, do not hold in hand when voltages exceed 33 Vrms/70 Vdc. Maximum voltage for hands free use: 5000 Vdc. Do not use on circuits where transient stresses can exceed the rated voltage. 15A, +131°F (+55°C) max.

Color: Black

Model# 4914

Set screws 8-32 x 0.210in (5.33mm), 100/pk

Double Banana Plug with Solder Turret Terminals



Model# 1330-ST-*


Similar to Model 1330 above, but features bright tin plated solder turrets.

Material: Banana Plug/Jack: brass; Spring: heat treated beryllium copper; Finish: nickel plating; Insulation: polypropylene.

Rating: For CE compliance and for personal safety, do not hold in hand when voltages exceed 33 Vrms/70 Vdc. Maximum voltage for hands free use: 5000 Vdc. Do not use on circuits where transient stresses can exceed the rated voltage. 15A, +122°F (+50°C) max.

*Std. Colors: -0 Black, -2 Red.

Double Banana Plug with Shorting Bar



Model# MDP-S-*

Banana plugs internally shorted with #18 AWG wire.

X-hole accepts standard banana plug.

Material: Banana Plug/Jack: brass; Spring: heat treated beryllium copper; Finish: nickel plating; Insulation: ABS.

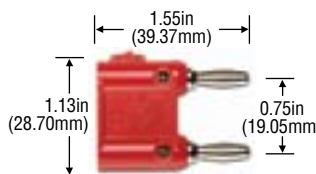
Rating: For CE compliance and for personal safety, do not hold in hand when voltages exceed 33 Vrms/70 Vdc. Maximum voltage for hands free use: 5000 Vdc. Do not use on circuits where transient stresses can exceed the rated voltage. 15A, +122°F (+50°C) max.

*Std. Colors: -0 Black, -2 Red, -9 White.

Model# 4914

Set screws 8-32 x 0.210in (5.33mm), 100/pk.

Double Banana Plug, Stackable, Solderless



Model# 1330-*

Similar to MDP without cable loop.

Features recess for mounting small components with set screws.

Model 1330 has setscrews like MDP.

Material: Banana Plug/Jack: brass; Spring: heat treated beryllium copper; Finish: nickel plating; Insulation: ABS.

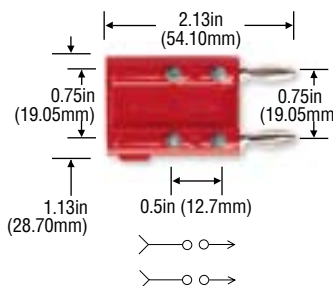
Rating: For CE compliance and for personal safety, do not hold in hand when voltages exceed 33 Vrms/70 Vdc. Maximum voltage for hands free use: 5000 Vdc. Do not use on circuits where transient stresses can exceed the rated voltage. 15A, +122°F (+50°C) max.

*Std. Colors: -0 Black, -2 Red.

Model# 4914

Set screws 8-32 x 0.210in (5.33mm), 100/pk.

Isolated Double Banana Plug with Four Solder Terminals



Model# MDP-X

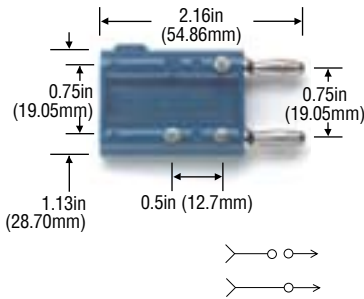
Use to make your own attenuator, balun or filter. Jacks are isolated from plugs.

Material: Banana Plug/Jack: brass; Spring: heat treated beryllium copper; Finish: nickel plating; Insulation: polypropylene; Solder turrets; bright tin plated.

Rating: For CE compliance and for personal safety, do not hold in hand when voltages exceed 33 Vrms/70 Vdc. Maximum voltage for hands free use: 2500 Vdc. Do not use on circuits where transient stresses can exceed the rated voltage. 15A, +131°F (+55°C) max.

Color: Red.

Isolated Double Banana Plug with Three Solder Terminals



Model# 1837

Use to make your own attenuator, balun or filter.

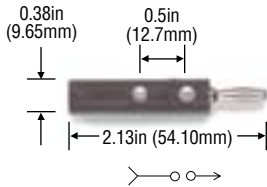
One jack is isolated.

Material: Banana Plug/Jack: brass; Spring: heat treated beryllium copper; Finish: nickel plating; Insulation: polypropylene; Solder turrets; bright tin plated.

Rating: For CE compliance and for personal safety, do not hold in hand when voltages exceed 33 Vrms/70 Vdc. Maximum voltage for hands free use: 2500 Vdc. Do not use on circuits where transient stresses can exceed the rated voltage. 15A, +131°F (+55°C) max.

Color: Blue.

Isolated Single Banana Plug with Two Solder Terminals



Model# 1390*

Ideal for computers, lab circuit design and testing.

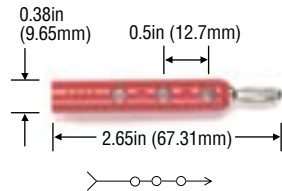
Jack is isolated from plug.

Material: Banana Plug/Jack: brass; Spring: heat treated beryllium copper; Finish: nickel plating; Insulation: polypropylene; Solder turrets; bright tin plated.

Rating: For CE compliance and for personal safety, do not hold in hand when voltages exceed 33 Vrms/70 Vdc. Maximum voltage for hands free use: 2500 Vdc. Do not use on circuits where transient stresses can exceed the rated voltage. 15A, +131°F (+55°C) max.

***Std. Colors:** -0 Black, -2 Red.

QUAD Stacking Plug



Model# 3364*

Features one in-line stacking and three cross-stacking connections.


All jacks are connected to plug.

Material: Banana Plug/Jack: brass; Spring: heat treated beryllium copper; Finish: nickel plating; Insulation: ABS.

Rating: For CE compliance and for personal safety, do not hold in hand when voltages exceed 33 Vrms/70 Vdc. Maximum voltage for hands free use: 5000 Vdc. Do not use on circuits where transient stresses can exceed the rated voltage. 15A, +122°F (+50°C) Max.

***Std. Colors:** -0 Black, -2 Red.

Triple Banana Plug, Stackable, Solderless



Model# 2970*

Use for balanced line 2 conductor shielded cable assemblies. Accepts cables to 0.250in (6.35mm) dia. max., Setscrews secure wires.

Material: Banana Plug/Jack: brass; Spring: heat treated beryllium copper; Finish: nickel plating; Insulation: ABS.

Rating: For CE compliance and for personal safety, do not hold in hand when voltages exceed 33 Vrms/70 Vdc. Maximum voltage for hands free use: 5000 Vdc. Do not use on circuits where transient stresses can exceed the rated voltage. 15A, +122°F (+50°C) max.

***Std. Colors:** -0 Black, -2 Red.

4mm Safety Banana Jack to Banana Plug Adapter



Model# 6728


Accepts safety-sheathed 4mm banana plug and adapts to standard banana plug.

Material: nickel plated brass.

Rating: For CE compliance and for personal safety, do not hold in hand when voltages exceed 33 Vrms/70 Vdc. Maximum voltage for hands free use: 2500 Vdc. Do not use on circuits where transient stresses can exceed the rated voltage. 15A, +131°F (+55°C) max.

***Std. Colors:** -0 Black, -2 Red.

Double Banana Plug Splice




Model# 1823*

Provides rapid method for splicing cables.

Rating: For CE compliance and for personal safety, do not hold in hand when voltages exceed 33 Vrms/70 Vdc. Maximum voltage for hands free use: 5000 Vdc. Do not use on circuits where transient stresses can exceed the rated voltage. 15A, +131°F (+55°C) max.

***Std. Colors:** -0 Black, -2 Red.

Single Banana Plug Splice



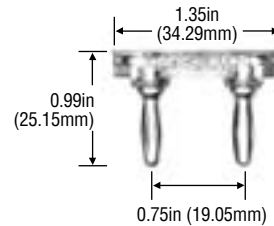
Model# 1829*

Provides rapid method for splicing single banana plug patch cords.

Rating: For CE compliance and for personal safety, do not hold in hand when voltages exceed 33 Vrms/70 Vdc. Maximum voltage for hands free use: 5000 Vdc. Do not use on circuits where transient stresses can exceed the rated voltage. 15A, +55°C (+131°F) max.

***Std. Colors:** -0 Black, -2 Red.

Insulated Double Banana Plug Shorting Bar



Model# 5145


Shorting bar is completely insulated in clear ABS thermoplastic.

Fits standard 0.166in (4.22mm) dia. banana jack.

Material: Banana Plug Body: brass; Spring: beryllium copper; Finish: nickel plating.

Rating: 15A, +122°F (+50°C) max., resistance less than 1.5mΩ.

Do-It-Yourself 4mm Stackable Banana Plug, Solder



Model# 6721

Build your own safety stacking leads with do-it-yourself safety-sheathed 4mm stackable banana plugs.


Material: Contacts: nickel-plated brass, Insulation: lucel acetal polymer.

Rating: IEC61010 1000V Category III**, 20A, 14 to 176°F (-10 to +95°C).

***Std. Colors:** -0 Black, -2 Red.

** When plug is correctly assembled and terminated.

Do-It-Yourself In-Line Sheathed (4mm) Banana Plug and Jack



Safety-rated plugs and jacks for use with any wire from 22 to 18 AWG with flexible insulation.

Attaches to wire by crimp or soldering.

Plugs fit most sheathed DMM jacks and DMM test leads to make up your own banana plug or jack test lead or jumper.

See mating panel jacks (6387 on page 33).

Material: Banana Plug/Jack: brass; Spring: heat treated beryllium copper; Insulation: Santoprene®.

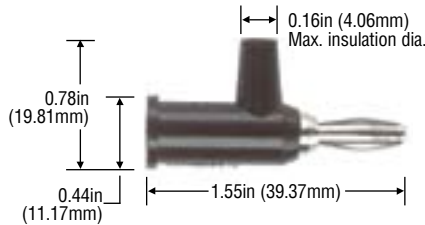
Rating: CAT II 300V, 15A, +275°F (+135°C) max.

*Std. Colors: -0 Black, -2 Red, -02 Black and Red (2 per pkg).

*Sold in pkgs of 10.

Model#	
6383-*	Plug
6383-02	
6384-*	Jack
6384-02	

Do-It-Yourself Solderless Stackup Banana Plug with Safety Shield



Internal set screw holds wire firmly.

Safety collar insulates exposed wire leads.

Accepts standard banana plug and fits 0.166in (4.22mm) dia. banana jack.


Material: Banana Plug/Jack: brass; Spring: heat treated beryllium copper.

Rating: For CE compliance and for personal safety, do not hold in hand when voltages exceed 33 Vrms/70 Vdc. Maximum voltage for hands free use: 5000 Vdc. Do not use on circuits where transient stresses can exceed the rated voltage. 15A, +122°F (+50°C) max. (Model 4899, +302°F (+150°C) max.).

Accepts 18-22 AWG wire.

Model#	Plating	Insulation	Std. Colors
1825-*	Nickel	ABS	-0 Black, -1 Brown, -2 Red, -3 Orange, -4 Yellow, -5 Green, -6 Blue, -7 Violet, -8 Gray, -9 White. Sold in pkgs of 10
4897	Gold	ABS	-0 Black, -2 Red
4899	Nickel	Polyphenylene Sulfide	-0 Black, -6 Blue Sold in pkgs of 10
6545	Nickel	ABS	Pkg of 1 ea. of all 10 colors

Do-It-Yourself Solderless Stackup Banana Plug



4914 set screws 8-32 x 0.210 (5.33mm), 100/pk.

Internal set screw holds wire firmly.

Accepts standard banana plug, fits standard 0.166in (4.22mm) dia. banana jack.

Material: Banana Plug/Jack: brass; Spring: heat treated beryllium copper.

Rating: For CE compliance and for personal safety, do not hold in hand when voltages exceed 33 Vrms/70 Vdc. Maximum voltage for hands free use: 5000 Vdc. Do not use on circuits where transient stresses can exceed the rated voltage. 15A, +122°F (+50°C) max. (Model 5230, +302°F (+150°C) max.).

Accepts 18-22 AWG wire.

Model#	Plating	Insulation	Std. Colors
1325-*	Nickel	ABS	-0 Black, -1 Brown, -2 Red, -3 Orange, -4 Yellow, -5 Green, -6 Blue, -7 Violet, -8 Gray, -9 White.
5406	Gold	ABS	-0 Black, -2 Red
5230	Nickel	Polyphenylene Sulfide	-0 Black, -6 Blue
6546	Nickel	ABS	Pkg of 1 ea. of all 10 colors

*Sold in pkgs of 10.

Do-It-Yourself 4mm Right Angle Banana Plug



Model# 6729

Build your own safety leads with do-it-yourself safety-sheathed 4mm right angle banana plug.


Material: Contacts: nickel-plated brass; Insulation: lucel acetal polymer.

Rating: IEC61010 1000V Category III**, 20A, 14 to 176°F (-10 to +55°C).

*Std. Colors: -0 Black, -2 red.

** When plug is correctly assembled and terminated.

Do-It-Yourself In-Line Sheathed Banana Plug/Banana Jack



4933/4986 Plugs



4934/4982 Jacks

Model#	Accepts wire AWG	Wire Access Hole	Description
4933-*	22, 20, 18	0.159in (4.04mm) Dia.	Plug
4986-*	16, 14	0.200in (50.8mm) Dia.	Plug
4934-*	22, 20, 18	0.159in (4.04mm) Dia.	Jack


These plugs and jacks are designed to fit together and provide protection from accidental shorting.

Material: Banana Plug/Jack: brass; Spring: beryllium copper; Insulation: nylon.

Rating: For CE compliance and for personal safety, do not hold in hand when voltages exceed 33 Vrms/70 Vdc. Maximum voltage for hands free use: 1200V ac/dc. Do not use on circuits where transient stresses can exceed the rated voltage. 15A, +176°F (+80°C) max.

*Std. Colors: -0 Black, -2 Red.

Do-It-Yourself Retractable Sheath Banana Plug




Model#	Color
122505A	Black
122506A	Red

Do-It-Yourself Retractable Sheath Banana Plugs provide fast simple assembly and reliable performance.

Rating: For CE CAT II 300V, CAT III 150V. Maximum voltage for hands free use: 1000 Vrms, 20A, ≤ 2 mΩ.

Accepts 18-22 AWG wire.


Rivet Type Banana Plug



Model#	"X"	Panel
3257	0.094in (2.39mm)	0.062in (1.57mm)
3258	0.125 (3.17mm)	0.093in (2.36mm)


Excellent for riveting to panels or boards. Fits standard 0.166in (4.22mm) dia. banana jack.
Material: *Banana Plug Body:* brass; *Spring:* beryllium copper; *Finish:* nickel plating.
Rating: For CE compliance and for personal safety, do not hold in hand when voltages exceed 33 Vrms/70 Vdc. Maximum voltage for *hands free use:* 5000 Vdc. Do not use on circuits where transient stresses can exceed the rated voltage. 15A.
 Sold in pkgs. of 10.

Rivet Type Banana Plug with Turret



Model# 3261
 Excellent for riveting to panels or boards. Solder turret for rapid attachment of wires. Fits standard 0.166in (4.22mm) dia. banana jack.
Material: *Banana Plug Body:* brass; *Spring:* beryllium copper; *Finish:* nickel plating.
Rating: For CE compliance and for personal safety, do not hold in hand when voltages exceed 33 Vrms/70 Vdc. Maximum voltage for *hands free use:* 5000 Vdc. Do not use on circuits where transient stresses can exceed the rated voltage. 15A.
 Sold in pkgs. of 10.

Banana Plug with Threaded Stud and Solder Lug



Model# | **Thread**
 3263 | 6-32 x .50in (12.70mm)
 3264 | 8-32 x .50in (12.70mm)
 4512 | 8-32 x .63in (16.00mm)

Fits standard 0.166in (4.22mm) dia. banana jack.
Material: *Banana Plug Body:* brass; *Spring:* beryllium copper; *Finish:* nickel plating.
Rating: For CE compliance and for personal safety, do not hold in hand when voltages exceed 33 Vrms/70 Vdc. Maximum voltage for *hands free use:* 5000 Vdc. Do not use on circuits where transient stresses can exceed the rated voltage. 15A.
 Sold unassembled, in pkgs. of 10.

Insulated Banana Plug and Jack with Flexible Boot, Solder or Crimp



Model# | **Accepts wire AWG** | **Type** | **Mates with...**
 5169-* | 22, 20, 18 | Plug | Jack 5167
 5170-* | 16, 14 | Plug | Jack 5168
 5167-* | 22, 20, 18 | Jack | Plug 5169
 5168-* | 16, 14 | Jack | Plug 5170

Ideal for making patch cords or field repairs. Snap-on flexible PVC boot allows wire to be crimped or soldered to banana plug or jack. Fits standard 0.166in (4.22mm) dia. banana jack.
Material: *Boot:* Banana Plug Body; brass; *Spring:* beryllium copper; *Finish:* nickel plating; *Jack:* nickel plated brass.
Rating: For CE compliance and for personal safety, do not hold in hand when voltages exceed 33 Vrms/70 Vdc. Maximum voltage for *hands free use:* 5000 Vdc. Do not use on circuits where transient stresses can exceed the rated voltage. 15A, +122°F (+50°C.) max.
***Std. Colors:** -0 Black, -2 Red.


Banana Plug with Screw and Soldering Lug



Model#	Thread
3265	6-32 x 0.25in (6.35mm)
3266	8-32 x 0.25in (6.35mm)

Fits standard 0.166in (4.22mm) dia. banana jack.
Material: *Banana Plug Body:* brass; *Spring:* beryllium copper; *Finish:* nickel plating.
Rating: For CE compliance and for personal safety, do not hold in hand when voltages exceed 33 Vrms/70 Vdc. Maximum voltage for *hands free use:* 5000 Vdc. Do not use on circuits where transient stresses can exceed the rated voltage. 15A.
 Sold unassembled, in pkgs. of 10.

4mm Banana Plug with Threaded M3 Stud



Model# 72918
 4mm plug with threaded M3 stud, 2 nuts; 12mm (0.5in) stud length.
 Sold unassembled, in pkgs. of 10.
Rating: For CE compliance and for personal safety, do not hold in hand when voltages exceed 33 Vrms/70 Vdc. Maximum voltage for *hands free use:* 5000 Vdc. Do not use on circuits where transient stresses can exceed the rated voltage. 36A.

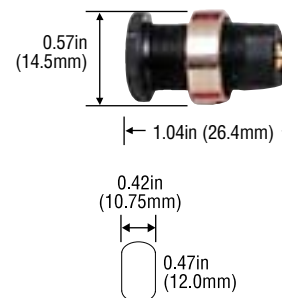
Panel Mount IEC61010 Banana Jacks for Sheathed Plugs



Model#	Color	Terminal
72912-0	Black	Threaded Stud
72912-2	Red	
72913-0	Black	Solder Tab
72913-2	Red	
72930*		Threaded Stud, Hexagonal Nut

Material: Gold-plated nickel (72912 and 72913).
Rating: 1000V Cat III, 36A Max.
***Std. Colors:** -0 Black, -1 Brown, -2 Red, -4 Yellow, -5 Green, -6 Blue, -7 Violet, -8 Gray, -9 White.
 Sold in packages of 10 per color.

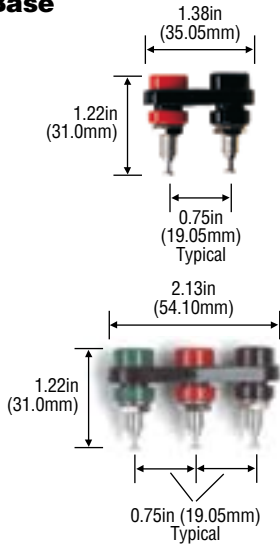
Panel Mount IEC61010 4 mm (0.16in) Banana Jack for Sheathed Plugs



Model# 5931-*
 Accepts flexible test lead sets 5907A, 5908A, 5909A available on page 68.
Max. Panel Thickness: 0.28in (7.0mm).
Insulation: Nylon.
Rating: 1000 V Cat III per IEC61010-031 and IEC61010-1, 25A.
***Std. Colors:** -0 Black, -2 Red, -6 Blue, -9 White.
 Sold in pkgs. of 10 per color.

Panel Mount Banana Jacks with Mounting Base

Model#	Mounting Base
2269-*	Double
5233-0	Double High-Temp
4601-*	Triple

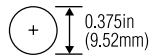


Mounts in panels from 0.063in (1.60mm) to 0.375in (9.53mm) thick. One black, one red. Triple has green.

Rating: For CE compliance and for personal safety, do not hold in hand when voltages exceed 33 Vrms/70 Vdc. Maximum voltage for *hands free use*: 2500 Vdc. Do not use on circuits where transient stresses can exceed the rated voltage. 15A.

Temp: +239F (+115°C) [5233-0: +220°F (+428°C)].

*Mounting base color: -0 Black, -2 Red. Replacement hex nuts available on page 35.



Panel Cut-Out

Terminal Strip Adapter, 4mm Safety Banana Jack to 6/32

Model# 6720



Easily connect your DMM safety sheathed test leads to terminal strips via this handy 6/32 thread adapter.

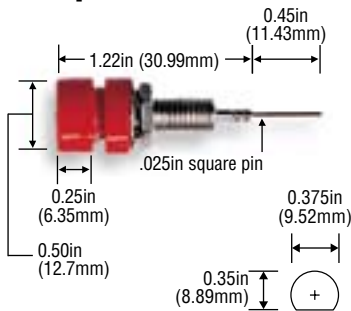
Material: Contacts: nickel-plated brass, Insulation: lucel acetal polymer.

Rating: For CE compliance and for personal safety, do not hold in hand when voltages exceed 33 Vrms/70 Vdc. (14 to 212°F) -10 to +100°C.

*Std. Colors: -0 Black, -2 Red.

Banana Jack with Wire Wrap Terminal

Model# 4005-*



Material: Jack: nickel-plated brass; Terminal: gold-plated phosphor bronze; Insulation: polycarbonate.

Rating: For CE compliance and for personal safety, do not hold in hand when voltages exceed 33 Vrms/70 Vdc. Maximum voltage for *hands free use*: 2500 Vdc. Do not use on circuits where transient stresses can exceed the rated voltage. 3A, +239°F (+115°C) max.


*Std. Colors: -0 Black, -2 Red.

Sold in pkgs. of 10 per color.

Replacement hex nuts available on page 35.

Panel Cut-Out

Panel Mount Banana Jack



Panel Cut-Out

Model#	Plating	Insulation	Std. Colors
1581-*	Bright tin	Polycarbonate	-0 Black, -1 Brown, -2 Red, -3 Orange, -4 Yellow, -5 Green, -6 Blue, -7 Violet, -8 Gray, -9 White
2854-*	Gold	Polycarbonate	-0 Black, -1 Brown, -2 Red, -4 Yellow, -5 Green, -6 Blue, -8 Gray, -9 White
4900-*	Bright tin	Polyphenylene Sulfide	-0 Black, -6 Blue

Mounts in panels ranging in thickness from 0.063in (1.60mm) to 0.375in (9.53mm).

Material: Brass.

Rating: For CE compliance and for personal safety, do not hold in hand when voltages exceed 33 Vrms/70 Vdc. Maximum voltage for *hands free use*: 2500 Vdc. Do not use on circuits where

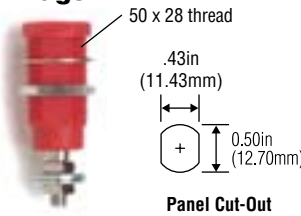
transient stresses can exceed the rated voltage. 15A, +239°F (+115°C) max. (Model 4900, +428°F (+220°C) max.).

Mounting Bases and replacement hex nuts available on page 34-35.

Sold in pkgs. of 10 per color.

Panel Mount Banana Jacks for Sheathed Plugs

Model#	Std. Colors
6387-ST-T-*	-0 Black, -2 Red



Panel Cut-Out

These banana jacks fit most DMM plugs and all sheathed Pomona plugs. Available with several different terminals. Threaded and press-in style.

Rating: Designed to meet IEC61010 CAT III 1000 Vrms., 15A.

Sold in packages of 10.

Comes with Hex Nut and Lock Washer.

Replacement hex nuts available on page 35.

6387-T-P-C



ST

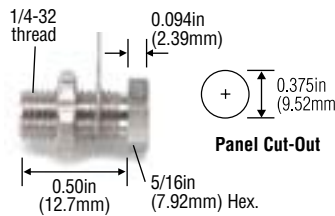
Color Options: -0 Black, -2 Red.

Plating Option: T= Tin

Terminal Type: ST=Solder Turret

Uninsulated Banana Jack

Model# 3267



Panel Cut-Out


Fits standard banana plug.

Material: nickel-plated brass.

Rating: For CE compliance and for personal safety, do not hold in hand when voltages exceed 33 Vrms/70 Vdc. Maximum voltage for *hands free use*: 5000 Vdc. Do not use on circuits where transient stresses can exceed the rated voltage. 15A.

Replacement hex nuts available on page 35.

Terminal Strip Banana Jack Adapter



Model#	Thread	Vrms	Torque In/Lb	X Stud Length
5699-*	6-32	1100	7	0.25in (6.35mm)
5700-*	8-32	1600	16	0.32in (8.13mm)
5701-*	10-32	1700	25	0.32in (8.13mm)

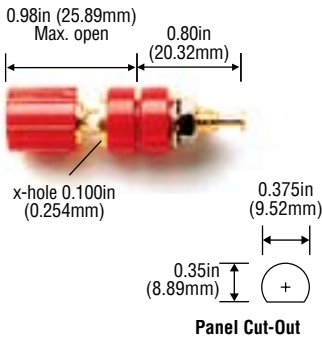
This adapter provides a banana jack connection by replacing the screw in a terminal strip. Secure connections can be made with standard banana plug patch cords without breaking the connection to the terminal strip. Banana jack 0.166in (4.22mm) dia.

Material: Banana Jack: nickel-plated brass; Insulation: Nylon.

*Std. Colors: -0 Black, -2 Red, -3 Orange, -4 Yellow, -9 White.

Ratings: For CE compliance and for personal safety, do not hold in hand when voltages exceed 33 Vrms/70 Vdc. Maximum voltage for *hands free use*: (see chart for Vrms for each model#). Do not use on circuits where transient stresses can exceed the rated voltage. 25A, +216°F (+102°C) max.

Binding Posts



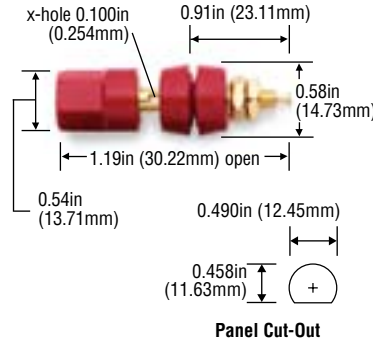
Model#	Material
3750-*	Gold-plated brass
3760-*	Bright tin-plated brass
3770-*	Gold-plated tellurium copper

Insulation: Polycarbonate.

Rating: For CE compliance and for personal safety, do not hold in hand when voltages exceed 33 Vrms/70 Vdc. Maximum voltage for *hands free use*: 2500 Vdc. Do not use on circuits where transient stresses can exceed the rated voltage. 15A, +239°F (+115°C) max.

***Std. Colors:** 3750 and 3760: all 10 colors. 3770: -0 Black, -2 Red. Sold unassembled.

Hex Head Binding Post



Model# 5018-*

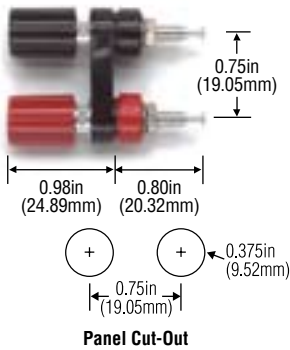
Meets MIL-P-55149/1A.

Material: Binding Post Body, Nuts, Lockwasher: gold-plated brass; Insulation: Nylon MIL-P-20693.

Rating: For CE compliance and for personal safety, do not hold in hand when voltages exceed 33 Vrms/70 Vdc. Maximum voltage for *hands free use*: 1500 Vrms. Do not use on circuits where transient stresses can exceed the rated voltage. 30A, +176° (+80°C) max.

***Std. Colors:** -0 Black, -2 Red, -4 Yellow, -5 Green, -6 Blue, -9 White.

Binding Post with Double Mounting



Model# 4243-*

Accepts standard banana plugs and 0.080in (2.03mm) pin tips, wires and probe tips in 0.10in (2.54mm) cross-hole.


One black and one red binding post.

Material: Binding Post: bright tin-plated brass; Insulation: polycarbonate.

Rating: For CE compliance and for personal safety, do not hold in hand when voltages exceed 33 Vrms/70 Vdc. Maximum voltage for *hands free use*: 2500 Vdc. Do not use on circuits where transient stresses can exceed the rated voltage. 15A, +239°F (+115°C) max.

***Mtg. Base Colors:** -0 Black, -2 Red.

Spring Loaded Binding Post



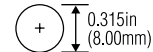
Model# 4995-*

Meets MIL-P-55149/8.

Silicone rubber O-rings provide water resistant seal when mounted in panels from 0.062in to 0.125in (15.75mm to 3.18mm) thick.


Material: Nickel-plated brass.

***Std. Colors:** -0 Black, -2 Red.




Panel Cut-Out

Dual Binding Posts



6883



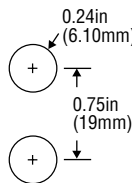
6884

Model#	Base
6883	Standard
6884	Raised Base

5-way binding post with 3.91 mm (0.154 in) cross-hole that accepts up to 12 AWG wire and standard banana plugs. Posts are spaced at the standard 3/4 inch spacing to mate to dual banana plugs.


Material: Binding Post: nickel-plated brass. Insulators: nylon.

Rating: 30A current.



Panel Cut-Out for 6883/6884

Spring Loaded Binding Post



Model# 4770-*

Mounts in panels from 0.06in (1.6mm) to 0.38in (9.53mm) thick.


Accepts wires or plugs up to 0.08in (2.16mm) dia. with insulation up to 0.16in (4.06mm).

Material: Body: tin plated brass; Insulation: polycarbonate.

Rating: For CE compliance and for personal safety, do not hold in hand when voltages exceed 33 Vrms/70 Vdc. Maximum voltage for *hands free use*: 630 Vdc. Do not use on circuits where transient stresses can exceed the rated voltage. 15A, +239°F (+115°C) max.

***Std. Colors:** -0 Black, -2 Red.

Binding Post/Banana Jack Mounting Bases



For binding post models 3750, 3760, 3770

Model#	Type	Used with	A	B	C
3862-*	Double	Standard	1.19in (30.22mm)	0.75in (19.05mm)	0.44in (11.18mm)
3863-*	Triple	Binding Posts	1.94in (49.28mm)	0.75in (19.05mm)	0.44in (11.18mm)
4619-*	Double	Miniature	0.87in (22.09mm)	0.50in (12.70mm)	0.38in (9.65mm)
4614-*	Triple	Banana Jacks	1.38in (35.05mm)	0.50in (12.70mm)	0.38in (9.65mm)
4654-*	Double	Standard	1.38in (35.05mm)	0.75in (19.05mm)	0.63in (16.00mm)
4590-*	Triple	Banana Jacks	2.13in (54.10mm)	0.75in (19.05mm)	0.63in (16.00mm)

Mount banana jacks and binding posts at standard 0.75in (19.05mm) spacing.

Material: polycarbonate

Rating: +239°F (+115°C) Max.


***Std. Colors:** -0 Black.

Sold in pkgs. of 10.

Shorting Link for Standard Binding Posts

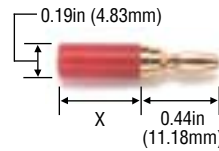
Model# 4115

Solid shorting link for binding posts.
Material: nickel-plated brass.
Rating: 15A.
 Sold in pkgs. of 10.
 Fits Binding Posts on 0.750in (19.05mm) centers.



Miniature Solder Type Banana Plug

Model#	Insulator Length (X)
3690-*	0.45in (11.43mm)
4617-*	1.00in (25.14mm)




Sold in pkgs. of 10
Material: Banana Plug Body: brass; Spring: beryllium copper; Finish: gold plating; Insulation: nylon.
Rating: For CE compliance and for personal safety, do not hold in hand when voltages exceed 33 Vrms/70 Vdc. Maximum voltage for hands free use: 2500 Vdc. Do not use on circuits where transient stresses can exceed the rated voltage. 5A, +176°F (+80°C) max.
***Std. Colors:** -0 Black, -2 Red.
 Fits miniature 0.104in (2.64mm) dia. banana jacks.

Miniature Double Banana Plug with Set Screws, Stackable, Solderless

Model# 2244-*


Internal set screws secure cable up to 0.15in (3.81mm) dia. or components.
 Plugs fit miniature 0.104in (2.64mm) dia. jacks.



Material: Banana Plug/Jack: brass; Spring: beryllium copper; Finish: gold plating; Insulation: ABS
Rating: For CE compliance and for personal safety, do not hold in hand when voltages exceed 33 Vrms/70 Vdc. Maximum voltage for hands free use: 2500 Vdc. Do not use on circuits where transient stresses can exceed the rated voltage. 5A, +122°F (+50°C) max.
***Std. Colors:** -0 Black, -2 Red.

Miniature Banana Plug with Threaded Stud

Model#	X Length
3276	0.230in (5.84mm)
4513	0.480in (12.19mm)

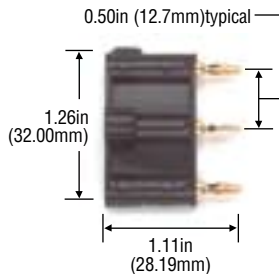


Fits miniature 0.104in (2.64mm) dia. banana jacks.
 Furnished with 4-40 hex nut, 4-40 threaded stud.
Material: Banana Plug Body: brass; Spring: beryllium copper; Finish: gold plating.
Rating: For CE compliance and for personal safety, do not hold in hand when voltages exceed 33 Vrms/70 Vdc. Maximum voltage for hands free use: 2500 Vdc. Do not use on circuits where transient stresses can exceed the rated voltage. 5A.
 Replacement hex nut available on page 35.
 Sold unassembled, in pkgs. of 10.

Miniature Solderless Type Triple Banana Plug with Wire Guide

Model# 4653-0

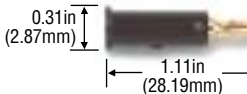
Use for balanced line 2 conductor shielded cable assemblies.
Material: Banana Plug/Jack: brass; Spring: beryllium copper; Finish: gold plating; Insulation: ABS.
Rating: For CE compliance and for personal safety, do not hold in hand when voltages exceed 33 Vrms/70 Vdc. Maximum voltage for hands free use: 2500 Vdc. Do not use on circuits where transient stresses can exceed the rated voltage. 5A, +122°F (+50°C) max.
 Cable strain relief I.D. 0.19in (4.82mm).
 Setscrews secure wires.



Do-It-Yourself Miniature Banana Plug, Stackable, Solderless

Model# 2944-*


Fits miniature 0.104in (2.64mm) dia. banana jacks.
 Wire firmly held in place with internal set screw.
Material: Banana Plug/Jack: brass; Spring: beryllium copper; Finish: gold plating; Insulation: ABS.
Rating: For CE compliance and for personal safety, do not hold in hand when voltages exceed 33 Vrms/70 Vdc. Maximum voltage for hands free use: 2500 Vdc. Do not use on circuits where transient stresses can exceed the rated voltage. 5A, +122°F (+50°C) max.
***Std. Colors:** -0 Black, -2 Red.



Do-It-Yourself Miniature Banana Plug with Safety Shield, Stackable, Solderless

Model# 2945-*


Fits miniature 0.104in (2.64mm) dia. banana jacks.
 Wire firmly held in place with internal set screw.
Material: Banana Plug/Jack: brass; Spring: beryllium copper; Finish: gold plating; Insulation: ABS
Rating: For CE compliance and for personal safety, do not hold in hand when voltages exceed 33 Vrms/70 Vdc. Maximum voltage for hands free use: 2500 Vdc. Do not use on circuits where transient stresses can exceed the rated voltage. 5A, +122°F (+50°C) max.
***Std. Colors:** -0 Black, -2 Red.



Miniature Double Banana Plug with Shorting Bar

Model# 2035-*

Plugs fit miniature 0.104in (2.64mm) dia. banana jacks.
 Banana plugs internally shorted with 18 AWG wire.
Material: Banana Plug/Jack: brass; Spring: beryllium copper; Finish: gold plating; Insulation: ABS.
Rating: For CE compliance and for personal safety, do not hold in hand when voltages exceed 33 Vrms/70 Vdc. Maximum voltage for hands free use: 2500 Vdc. Do not use on circuits where transient stresses can exceed the rated voltage. 5A, +122°F (+50°C) max.
***Std. Colors:** -0 Black, -2 Red.



Replacement Hex Nuts



Model#	Qty.	Finish	Wrench Size	Nut Thickness	Thread
6549	500	Nickel	3/16in	0.65in (16.51mm)	4-40
6547	500	Nickel	1/4in	0.95in (24.13mm)	6-32
6440	500	Nickel	1/4in	0.95in (24.13mm)	8-32
6548	100	Gold	3/8in	0.95in (24.13mm)	10-32
6441	500	Nickel	3/8in	0.95in (24.13mm)	1/4-32
6389	100	Nickel	9/16in	0.95in (24.13mm)	1/2-28


Hex Nut	6549	6547	6440	6548	6441	6389	
Fits on	3276 4513	3263 4511 6271	2142 2143 2382 2383 2439 2440 3264 3542 3750 3760	3770 4022 4098 4243 4512 4543 4773 6272	5018	1581 2269 2854 3267 4005 4069 4601 4900 5233 6270	4921 6387

*Color Code: -0 Black, -1 Brown, -2 Red, -3 Orange, -4 Yellow, -5 Green, -6 Blue, -7 Violet, -8 Gray, -9 White

Miniature Double Banana Plug Shorting Bar

Model# 3030

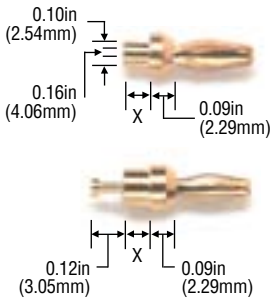
Center hole accepts 4-40 screw.
Material: Banana Plug Body: brass; Spring: beryllium copper; Finish: gold plating.
Rating: 5A. Resistance less than 1.5 m.
 Fits Miniature Binding Posts and Miniature Banana Jacks on 0.5in (12.70mm) centers.



Miniature Rivet Type Banana Plug

Model#	Panel	X Dim.
3268	0.062in (1.57mm)	0.094in (2.39mm)
3271	0.093in (2.36mm)	0.125in (3.17mm)
3272	0.125in (3.17mm)	0.156in (3.96mm)

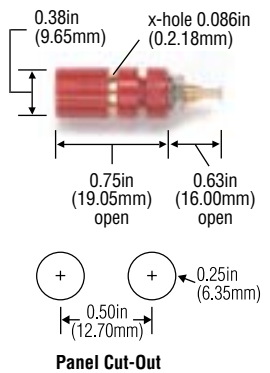
Fits miniature 0.104in (2.64mm) dia. banana jacks.
Material: Banana Plug Body: brass; Spring: beryllium copper; Finish: gold plating.
Rating: For CE compliance and for personal safety, do not hold in hand when voltages exceed 33 Vrms/70 Vdc. Maximum voltage for hands free use: 2500 Vdc. Do not use on circuits where transient stresses can exceed the rated voltage. 5A.
 Sold in pkgs. of 10.



Miniature Binding Post

Model#	Plating
2382-*	Gold
2439-*	Tin

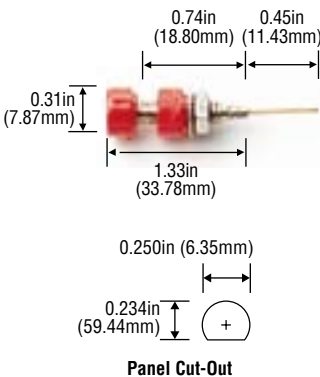
Accepts miniature banana plug.
 8-32 hex nut and lockwasher included.
Material: Binding Post Body, Nut: brass; Lockwasher: steel; Insulation: polycarbonate.
Rating: For CE compliance and for personal safety, do not hold in hand when voltages exceed 33 Vrms/70 Vdc. Maximum voltage for hands free use: 1500 Vdc. Do not use on circuits where transient stresses can exceed the rated voltage. 5A, +239°F (+115°C) max.
***Std. Colors:** -0 Black, -2 Red, -5 Green, -6 Blue.
 Replacement hex nuts available on page 35.



Miniature Banana Jack with Wire Wrap Terminal

Model# 4022-*

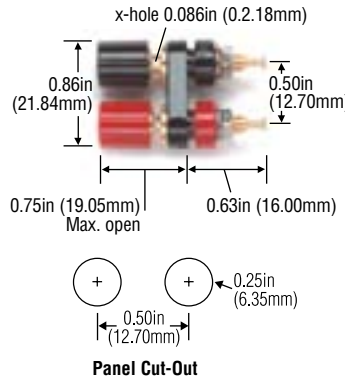
Accepts miniature banana plugs.
 Mounts in panels up to 0.250in (6.35mm) thick.
Material: Jack: nickel-plated brass; Terminal: gold-plated phosphor bronze; Insulation: polycarbonate.
Rating: For CE compliance and for personal safety, do not hold in hand when voltages exceed 33 Vrms/70 Vdc. Maximum voltage for hands free use: 1500 Vdc. Do not use on circuits where transient stresses can exceed the rated voltage. 3A, +239°F (+115°C) max.
***Std. Colors:** -0 Black, -2 Red.
 Sold unassembled, in pkgs. of 10.



Miniature Insulated Binding Post with Double Mounting Base

Model#	Plating
2383-*	Gold
2440-*	Tin


Accepts miniature banana plugs.
 8-32 hex nut and lockwasher included.
Material: Binding Post Body, Nut: brass; Lockwasher: steel; Insulation: polycarbonate.
Rating: For CE compliance and for personal safety, do not hold in hand when voltages exceed 33 Vrms/70 Vdc. Maximum voltage for hands free use: 1500 Vdc. Do not use on circuits where transient stresses can exceed the rated voltage. 5A, +239°F (+115°C) max.
***Mounting Base Colors:** -0 Black, -2 Red.
***Std. Colors:** 2383: -0 Black, -2 Red. 2440: -0 Black.
 Replacement hex nuts available on page 35.



Do-It-Yourself Pin Tip Plug with Safety Shield, Stackable, Solderless

Model# 3548-*

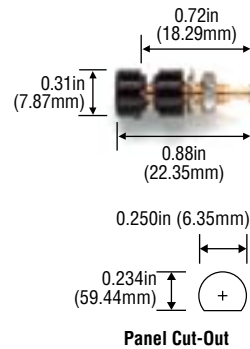
Accepts miniature banana plug.
 Wire firmly held in place with internal set screw.
Material: Pin Tip Plug/Jack: gold-plated brass; Insulation: ABS.
Rating: For CE compliance and for personal safety, do not hold in hand when voltages exceed 33 Vrms/70 Vdc. Maximum voltage for hands free use: 3000 Vdc. Do not use on circuits where transient stresses can exceed the rated voltage. 5A, +122°F (+50°C) max.
***Std. Colors:** -0 Black, -2 Red.



Miniature Banana Jack, Panel Mount

Model# 2142-*

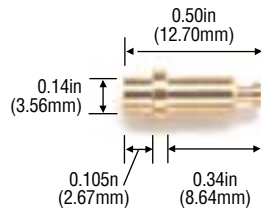
Accepts miniature banana plugs. Mounts in panels up to 0.250in (6.35mm) thick.
Material: gold-plated brass; Insulation: polycarbonate.
Rating: For CE compliance and for personal safety, do not hold in hand when voltages exceed 33 Vrms/70 Vdc. Maximum voltage for hands free use: 1500 Vdc. Do not use on circuits where transient stresses can exceed the rated voltage. 5A, +239°F (+115°C) max.
***Std. Colors:** -0 Black, -2 Red, -3 Orange, -4 Yellow, -5 Green, -6 Blue, -9 White.
 Uses hex nut 6440.
 Replacement hex nuts available on page 35.
 Sold unassembled, in pkgs. of 10 per color.



Miniature Rivet Type Banana Jack with Turret

Model# 3277

Accepts miniature banana plugs.
 Mounts in panels up to 0.062in (1.57mm) thick.
Material: Gold-plated brass.
Rating: For CE compliance and for personal safety, do not hold in hand when voltages exceed 33 Vrms/70 Vdc. Maximum voltage for hands free use: 1500 Vdc. Do not use on circuits where transient stresses can exceed the rated voltage. 5A.
 Sold in pkgs. of 10.
Rec. Mounting Hole: .140 ± .002 (9/64 Drill).
Panel Thickness: 0.062in (1.57mm)



Miniature Banana Jack in Double Mounting Base, Panel Mount

Model# 2143-*

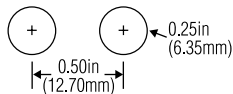

Accepts miniature banana plugs. Mounts in panels up to 0.188in (4.78mm) thick.

Material: gold-plated brass; *Insulation:* polycarbonate.

Rating: For CE compliance and for personal safety, do not hold in hand when voltages exceed 33 Vrms/70 Vdc. Maximum voltage for *hands free use:* 1500 Vdc. Do not use on circuits where transient stresses can exceed the rated voltage. 5A, +239°F (+115°C) max.

***Std. Mounting Base Colors:** -0 Black, -2 Red.

Colors: One black and one red jack.



Panel Cut-Out

Double Pin Tip Plug with Shorting Bar


Model# 3452-*

Accepts pin tip plugs. Internally shorted with 20 AWG wire. Use as connecting link for 0.50in (12.70mm) spaced pin tip jacks.

Material: Pin Tip Plug/Jack: brass; Spring: beryllium copper; Finish: gold plating; *Insulation:* ABS.

Rating: For CE compliance and for personal safety, do not hold in hand when voltages exceed 33 Vrms/70 Vdc. Maximum voltage for *hands free use:* 3000 Vdc. Do not use on circuits where transient stresses can exceed the rated voltage. 5A, +239°F (+115°C) max.

***Std. Colors:** -0 Black, -2 Red.



Do-It-Yourself .080in (20.32mm) Dia. Pin Tip Plug with Flexible Boot, Solder or Crimp

Model#	Accepts Wire AWG
5173-*	22, 20, 18


Ideal for making patch cords or field repairs. Snap-on flexible PVC boot allows wire to be crimped or soldered to pin tip plug.

Material: nickel-plated brass.

Accepts 18-22 AWG wire.

Rating: For CE compliance and for personal safety, do not hold in hand when voltages exceed 33 Vrms/70 Vdc. Maximum voltage for *hands free use:* 3000 Vdc. Do not use on circuits where transient stresses can exceed the rated voltage. 5A, +122°F (+50°C) max.

***Std. Colors:** Available in 10 colors.



Double Banana Jack to Miniature Double Banana Plug Plug

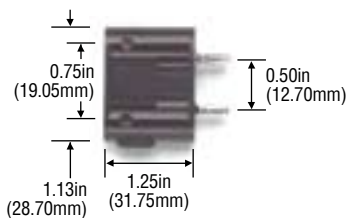
Model# 2952

Converts standard banana plugs to miniature.

Material: Jack: nickel-plated brass; Spring: nickel-plated beryllium copper; *Insulation:* ABS.

Rating: For CE compliance and for personal safety, do not hold in hand when voltages exceed 33 Vrms/70 Vdc. Maximum voltage for *hands free use:* 2500 Vdc. Do not use on circuits where transient stresses can exceed the rated voltage. 5A, +122°F (+50°C) max.

Color: Black.



Pin Tip Jacks with Double Mounting Base

Model# 4543-*

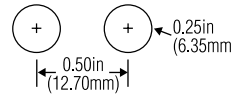

Accepts 0.08in (2.03mm) dia. pin.

Max. panel thickness 0.188in (4.78mm).

Material: Jack: gold-plated brass; Spring: beryllium copper; *Insulation:* polycarbonate.

Rating: For CE compliance and for personal safety, do not hold in hand when voltages exceed 33 Vrms/70 Vdc. Maximum voltage for *hands free use:* 1500 Vdc. Do not use on circuits where transient stresses can exceed the rated voltage. 5A, +239°F (115°C) max.

***Mtg. Base Colors:** -0 Black, -2 Red.



Panel Cut-Out

Pin Tip Jack

Model# 3542-*


Accepts 0.080in (2.03mm) dia. pin.

Material: Jack: gold-plated brass; Spring: beryllium copper; *Insulation:* polycarbonate.

Rating: For CE compliance and for personal safety, do not hold in hand when voltages exceed 33 Vrms/70 Vdc. Maximum voltage for *hands free use:* 1500 Vdc. Do not use on circuits where transient stresses can exceed the rated voltage. 5A, +239°F (115°C) max.

***Std. Colors:** -0 Black, -2 Red, -3 Orange, -4 Yellow, -5 Green, -6 Blue, -9 White.

Sold in pkgs. of 10.



Panel Cut-Out

Insulated Pin Jack with Wire Wrap Terminal

Model# 4773-*

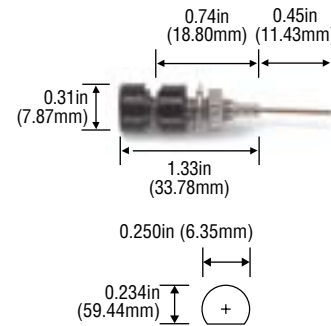
Accepts 0.080in (2.03mm) dia. pin.

Max. panel thickness 0.25in (6.35mm).

Material: Jack: nickel-plated brass; Spring: gold-plated beryllium copper; Terminal: gold-plated phosphor bronze; *Insulation:* polycarbonate.

Rating: For CE compliance and for personal safety, do not hold in hand when voltages exceed 33 Vrms/70 Vdc. Maximum voltage for *hands free use:* 1500 Vdc. Do not use on circuits where transient stresses can exceed the rated voltage. 3A, +239°F (+115°C) max.

***Std. Colors:** -0 Black, -2 Red, -6 Blue, -9 White.



Panel Cut-Out

Miniature Banana Jack to Banana Plug

Model# 2477-*

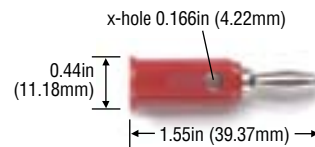
Converts miniature banana plugs to standard.

Material: Jack: nickel-plated brass; Spring: nickel-plated beryllium copper; *Insulation:* ABS.

Rating: For CE compliance and for personal safety, do not hold in hand when voltages exceed 33 Vrms/70 Vdc. Maximum voltage for *hands free use:* 2500 Vdc. Do not use on circuits where transient stresses can exceed the rated voltage. 5A, +122°F (+50°C) max.

***Std. Color:** -0 Black, -2 Red.

Sold in pkgs. of 10.



Do-It-Yourself In-Line 4 mm (0.16in) Banana Plug

Model# 5934-*

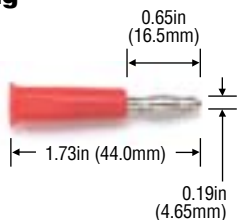
Wire connection by set screw. Accepts 18, 20 and 22 AWG wire.

Material: *Insulation:* Nylon.

Rating: For CE compliance and for personal safety, do not hold in hand when voltages exceed 33 Vrms/70 Vdc. Maximum voltage for *hands free use:* 750 Vdc. Do not use on circuits where transient stresses can exceed the rated voltage. 25A.

*Std. Colors: -0 Black, -2 Red.

Sold in pkgs. of 10 per color.



Pin Tip Jack to Banana Plug

Model# 1809-*


Accepts 0.080in (2.03mm) pin tip plug or probe tip. Fits standard 0.166in (4.22mm) dia. banana jack.

Material: gold-plated beryllium copper.

Rating: For CE compliance and for personal safety, do not hold in hand when voltages exceed 33 Vrms/70 Vdc. Maximum voltage for *hands free use:* 2500 Vdc. Do not use on circuits where transient stresses can exceed the rated voltage. 5A, +122°F (+50°C) max.

*Std. Color: -0 Black, -2 Red.

Sold in pkgs. of 10.



Banana Jack to Pin Tip Plug

Model# 1432-*

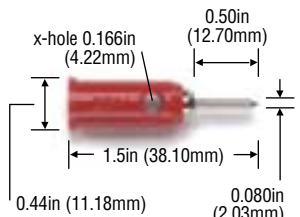
Use to mate standard banana plug patch cords to equipment having pin jacks.

Material: *Jack/Plug:* nickel-plated brass; *Insulation:* ABS.

Rating: For CE compliance and for personal safety, do not hold in hand when voltages exceed 33 Vrms/70 Vdc. Maximum voltage for *hands free use:* 3000 Vdc. Do not use on circuits where transient stresses can exceed the rated voltage. 5A, +122°F (+50°C) max.

*Std. Colors: -0 Black, -2 Red.

Sold in pkgs. of 10.



Banana Jack to .080in (2mm) Dia. Pin Tip Jack

Model# 3834-*

Adapts standard 0.166in (4.22mm) dia. banana plug to 0.080in (2.03mm) dia. pin tip plug.

Material: *Banana Jack:* nickel-plated brass; *Pin Jack:* gold-plated beryllium copper; *Insulation:* polypropylene.

Rating: For CE compliance and for personal safety, do not hold in hand when voltages exceed 33 Vrms/70 Vdc. Maximum voltage for *hands free use:* 3000 Vdc. Do not use on circuits where transient stresses can exceed the rated voltage. 5A, +131°F (+55°C) max.

*Std Colors: -0 Black.



2mm Banana Jack

Model# 5935-*

Max. Panel Thickness: 0.31in (8mm).


Material: *Insulation:* nylon; *Finish:* nickel plating.

Rating: For CE compliance and for personal safety, do not hold in hand when voltages exceed 33 Vrms/70 Vdc. Maximum voltage for *hands free use:* 500 Vdc. Do not use on circuits where transient stresses can exceed the rated voltage. 5A, ≤ 2 mΩ.

*Std. Colors: -0 Black.

Sold in pkgs. of 10 per color.

Not compatible with Miniature Banana Plug or Pin Tip.



Double Banana Plug with Binding Posts, Stackable, Solderless


Model#	Plating
1286	Nickel
5405	Gold

Features insulated binding posts on 0.750in (19.05mm) centers for rapid mounting and interchangeability of components. Center cross hole 0.166in (4.22mm) dia. provides side stackup connection.

Material: *Binding Post/Banana Plug Body:* brass; *Spring:* beryllium copper; *Insulation:* ABS.

Rating: For CE compliance and for personal safety, do not hold in hand when voltages exceed 33 Vrms/70 Vdc. Maximum voltage for *hands free use:* 2500 Vdc. Do not use on circuits where transient stresses can exceed the rated voltage. 15A, +122°F (+50°C) max.

Color: Black.



Banana Jack to Miniature Banana Plug

Model# 2138-*


Use to mate standard 0.166in (4.22mm) dia. banana plug to equipment having miniature banana jacks.

Material: *Jack:* nickel-plated brass; *Spring:* nickel-plated beryllium copper; *Insulation:* ABS.

Rating: For CE compliance and for personal safety, do not hold in hand when voltages exceed 33 Vrms/70 Vdc. Maximum voltage for *hands free use:* 2500 Vdc. Do not use on circuits where transient stresses can exceed the rated voltage. 5A, +122°F (+50°C) max.

*Std. Color: -0 Black, -2 Red.

Sold in pkgs. of 10.



Insulated Double Banana Plug Shorting Bar with Binding Post

Model# 5165-*


Fits standard banana jack.

Shorting bar is completely insulated in clear ABS thermoplastic.

Material: *Binding Post/Banana Plug Body/Shorting Bar:* nickel-plated brass; *Spring:* nickel-plated beryllium copper; *Insulation:* polycarbonate.

Rating: For CE compliance and for personal safety, do not hold in hand when voltages exceed 33 Vrms/70 Vdc. Maximum voltage for *hands free use:* 2500 Vdc. Do not use on circuits where transient stresses can exceed the rated voltage. 15A, +122°F (+50°C) max.

*Binding Post Colors: -0 Black, -2 Red.



Binding Post to Banana Plug

Model# 2894-*

Features insulated binding post for rapid mounting and interchangeability of components. Accepts standard banana plug. Center cross hole 0.166in (4.22mm) dia. provides side stackup connection.

Material: *Binding Post/Banana Plug Body:* nickel-plated brass; *Spring:* nickel-plated beryllium copper; *Insulation:* ABS

Rating: For CE compliance and for personal safety, do not hold in hand when voltages exceed 33 Vrms/70 Vdc. Maximum voltage for *hands free use:* 2500 Vdc. Do not use on circuits where transient stresses can exceed the rated voltage. 15A, +122°F (+50°C) max.

*Binding Post Colors: -0 Black, -2 Red.



2mm Banana Plug


Model# 5936-*



Solder type wire connection.
Accepts 18-22 AWG wire.
Rating: For CE compliance and for personal safety, do not hold in hand when voltages exceed 33 Vrms/70 Vdc. Maximum voltage for hands free use: 500 Vrms. Do not use on circuits where transient stresses can exceed the rated voltage. 5A, ≤ 2 mΩ.
***Std. Colors:** -0 Black, -2 Red.
Assembled Length: 1.07in (27.2 mm).
Sold unassembled, in pkgs. of 10 per color.
Not compatible with Miniature Banana Plug or Pin Tip.

Test Connector Adapter Set

Model# 6481



Full set of pin and socket adapters.
18 piece set includes one black and red pin and socket of each size.
Includes Silicone insulated 4ft (1.21m) leads to fit most DMMs from Fluke, Amprobe, Greenlee and others.

Spade Lug to DMM Banana Jack

Model#	A	B	Lug Size
3744A-*	0.14in (3.56mm)	0.24in (6.10mm)	4, 5, 6
3777A-*	0.2in (5.0mm)	0.30in (7.7mm)	8, 10



Plugs into DMM leads. Permits DMM leads to be used with equipment having barrier strips, or binding post.


Material: Banana Jack: nickel-plated brass; Spade Lug: tin-plated copper; Insulation: polypropylene.

Rating: For CE compliance and for personal safety, do not hold in hand when voltages exceed 33 Vrms/70 Vdc. Maximum voltage for hands free use: 5000 Vdc. Do not use on circuits where transient stresses can exceed the rated voltage. 15A, +122°F (+50°C) max.

***Std. Colors:** -0 Black, -2 Red, -02 Set of one black and one red.

Low Thermal EMF Insulated Spade Lug to Banana Jack

Model# 2305




Special alloy and plating preserve the accuracy of low voltage measurement equipment. Thermal effects are minimized. Heavy construction for minimum voltage loss. Mates with low voltage banana plug patch cords and binding posts.

Material: Jack and Spade Lug: gold-plated tellurium copper; Insulation: ABS.

Rating: For CE compliance and for personal safety, do not hold in hand when voltages exceed 33 Vrms/70 Vdc. Maximum voltage for hands free use: 5000 Vdc. Do not use on circuits where transient stresses can exceed the rated voltage. 15A, +122°F (+50°C) max.

Set of one red and one black.

Connector Test Adapters



Model#	AWG	Contact Size	Type	Current Rating
4690-*	22	0.030in (0.76mm)	Socket	3A
4691-*			Pin	
3560-*	20	0.040in (1.02mm)	Socket	
3561-*			Pin	
3562-*	16	0.063in (1.60mm)	Socket	
3563-*			Pin	
3564-*	12	0.093in (2.36mm)	Socket	
3565-*			Pin	

An ideal test adapter for rapid testing of the hard-to-get at contacts of multi-pin/socket connectors. Flexible tip allows testing of adjacent contacts. Flexibility and full insulation protects against shorting or contact damage. Model 4690 also fits 0.025in (0.63mm) sq. pins.

Material: Banana Jack: nickel-plated brass; Socket: gold-plated copper; Pin: gold-plated brass; Insulation: PVC.

Rating: For CE compliance and for personal safety, do not hold in hand when voltages exceed 33 Vrms/70 Vdc. Maximum voltage for hands free use: 2500 Vdc. Do not use on circuits where transient stresses can exceed the rated voltage. +122°F (+50°C) max.

***Std. Colors:** -0 Black, -2 Red.

Patch Cords and Test Leads

Pomona has made it easy for you to have exactly what you need with a huge selection of patch cords and test leads designed for reliable, convenient connections. Whether you need a test lead that can access an IC pin without shorting or a patch cord that accommodates multiple stacking, Pomona Electronics' design and reliability are your connection with quality.


Wire Specifications

Wire Designation	AWG	Description	O.D.	Jacket	Temperature Range	Color
B	18	65/36 copper	0.144in (3.66mm)	PVC	-4 to 221°F (-20 to +105°C)	10 Colors
Silicone	18	65/36 copper	0.144in (3.66mm)	Silicone	-58 to 302°F (-50 to +150°C)	Black and Red
P	20	41/35 copper	0.087in (2.20mm)	PVC	-4 to 221°F (-20 to +105°C)	10 colors
PTO	22	26/36 copper	0.064in (1.62mm)	PVC	-4 to 221°F (-20 to +105°C)	10 colors
	12	7 x 38/36 copper	0.144in (3.66mm)	PVC	140°F (+60°C)	Black, Red, Green

How To Order

Typical Pomona Part Number: **3781-24-2**
 Lead Length in Inches (Measured Inside Connectors)
 Specify Color

Multi-Stacking Banana Plug Patch Cord



Model#	Length
B-4-*	4in (0.1m)
B-8-*	8in (0.2m)
B-12-*	12in (0.3m)
B-18-*	18in (0.5m)
B-24-*	24in (0.6m)
B-36-*	36in (0.9m)
B-48-*	48in (1.2m)
B-60-*	60in (1.5m)
B-72-*	72in (1.8m)

Model B: Multi-Stacking Banana Plug Patch Cord features a nickel-plated finish.

Cable: 18 AWG Wire, 0.144in (3.56mm) O.D.

Rating: For CE compliance and for personal safety, do not hold in hand when voltages exceed 33 Vrms/70 Vdc. Maximum voltage for *hands free use*: 5000 Vdc. Do not use on circuits where transient stresses can exceed the rated voltage. 15A, +131°F (+55°C) max.

*Std. Colors: Available in 10 Colors.

Model#	Length	Special Features
2948-12-*	12in (0.3m)	
2948-24-*	24in (0.6m)	
2948-36-*	36in (0.9m)	Gold-plated finish
2948-48-*	48in (1.2m)	
2948-60-*	60in (1.5m)	

Model 2948 Multi-Stacking Banana Plug Patch Cord features a gold-plated finish.

*Std. Colors: -0 Black, -2 Red.

Horizontal Stacking Banana Plug Patch Cord



Model#	Length
HB-12-*	12in (0.3m)
HB-24-*	24in (0.6m)
HB-36-*	36in (0.9m)
HB-48-*	48in (1.2m)
HB-60-*	60in (1.5m)

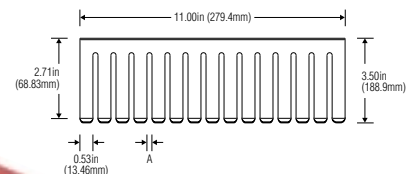
Cable: 18 AWG Wire, 0.144in (3.56mm) O.D.

Rating: For CE compliance and for personal safety, do not hold in hand when voltages exceed 33 Vrms/70 Vdc. Maximum voltage for *hands free use*: 5000 Vdc. Do not use on circuits where transient stresses can exceed the rated voltage. 15A, +131°F (+55°C) max.

*Std. Colors: -0 Black, -2 Red.

Test Lead Holders

Model#	Color	"A" Max Cable Dia.	Number of Slots
1508	Orange	0.210in (5.33mm)	14
4408	Black	0.320in (8.13mm)	10
2708	Blue	0.450in (11.43mm)	9



Multi-stacking Sheathed (4mm) Banana Plug Patch Cord



Model# 6727-*


4ft (1.2 meter) stackable safety lead.

Material: Contacts: nickel-plated brass; Wire: multi-strand copper, Insulation: silicone.

Rating: IEC61010 1000V Cat III, 20A max (10A cont.), 14 to 176°F (-10 to +80°C).

*Std. Colors: -0 Black only, -2 Red only.

Cross Stacking Banana Plug Patch Cord



Model#	Length
1440-12-*	12in (0.3m)
1440-18-*	18in (0.5m)
1440-24-*	24in (0.6m)
1440-36-*	36in (0.9m)
1440-48-*	48in (1.2m)
1440-60-*	60in (1.5m)

Cable: 18 AWG Wire, 0.144in (3.56mm) O.D.

Rating: For CE compliance and for personal safety, do not hold in hand when voltages exceed 33 Vrms/70 Vdc. Maximum voltage for *hands free use*: 5000 Vdc. Do not use on circuits where transient stresses can exceed the rated voltage. 15A, +131°F (+55°C) max.

*Std. Colors: -0 blk, -2 red.

Multi-Stacking Banana Plug Coiled Patch Cord

Model#	Ext. Length
2484*	48in (1.23mm)

Cable: 20 AWG Wire, 0.087in (2.21mm) O.D.
Extended Length: 48in (1.2mm).
 One patch cord replaces many different lengths.

Rating: For CE compliance and for personal safety, do not hold in hand when voltages exceed 33 Vrms/70 Vdc. Maximum voltage for *hands free use*: 270 Vdc. Do not use on circuits where transient stresses can exceed the rated voltage. 5A, +131°F (+55°C) max.

*Std. Colors: -0 Black, -2 Red.



Multi-Stacking Banana Plug to Minigrabber® Test Clip


Model#	Length
3782-12-*	12in (0.3m)
3782-24-*	24in (0.6m)
3782-36-*	36in (0.9m)
3782-48-*	48in (1.2m)
3782-60-*	60in (1.5m)

Hook attaches to component leads up to 0.060in (1.52mm) O.D.

Cable: 20 AWG Wire, 0.087in (2.21mm) O.D.

Rating: For CE compliance and for personal safety, do not hold in hand when voltages exceed 33 Vrms/70 Vdc. Maximum voltage for *hands free use*: 300V. Do not use on circuits where transient stresses can exceed the rated voltage. 5A, +131°F (+55°C) max.

*Std. Colors: -0 Black, -2 Red, -4 Yellow, -5 Green, -6 Blue.



Multi-Stacking Banana Plug Patch Cord with In-Line Fuse Holder

Model#	Length
4274-36-*	36in (0.9m)

Cable: 18 AWG Wire, 0.144in (3.56mm) O.D.
Rating: For CE compliance and for personal safety, do not hold in hand when voltages exceed 33 Vrms/70 Vdc. Maximum voltage for *hands free use*: 5000 Vdc. Do not use on circuits where transient stresses can exceed the rated voltage. 15A, +131°F (+55°C).

*Std. Colors: -0 Black, -2 Red.



Multi-Stacking Banana Plug to Minigrabber® Test Clip


Model#	Length
6249-12-*	12in (0.3m)
6249-24-*	24in (0.6m)
6249-36-*	36in (0.9m)

Features a slim 0.36in (9.14mm) body width. Hook attaches to component leads up to 0.060in (1.52mm) O.D.

Cable: 18 AWG Silicone insulated wire, 0.144in (3.56mm) O.D.

Rating: For CE compliance and for personal safety, do not hold in hand when voltages exceed 33 Vrms/70 Vdc. Maximum voltage for *hands free use*: 300V. Do not use on circuits where transient stresses can exceed the rated voltage. 5A.

*Std. Colors: -0 Black, -2 Red.



Multi-Stacking Banana Plug to Miniature Stacking Banana Plug

Model#	Length
3014-36-*	36in (0.9m)
3014-60-*	60in (1.5m)

Cable: 20 AWG Wire, 0.087in (2.21mm) O.D.

Rating: For CE compliance and for personal safety, do not hold in hand when voltages exceed 33 Vrms/70 Vdc. Maximum voltage for *hands free use*: 3000 Vdc. Do not use on circuits where transient stresses can exceed the rated voltage. 5A, +131°F (+55°C) max.

*Std. Colors: -0 Black, -2 Red.



Multi-Stacking Banana Plug to Minigrabber® Test Clip (Coiled) Patch Cord

Model#	Ext. Length
4538-*	48in (1.2m)

Hook attaches to components up to 0.060in (1.52mm) O.D.

Cable: 20 AWG Retractable Cord, 0.087in (2.21mm) O.D.

Rating: For CE compliance and for personal safety, do not hold in hand when voltages exceed 33 Vrms/70 Vdc. Maximum voltage for *hands free use*: 300V. Do not use on circuits where transient stresses can exceed the rated voltage. 5A, +131°F (+55°C).

*Std. Colors: -0 Black, -2 Red.



Multi-Stacking Banana Plug to Maxigrabber® Test Clip

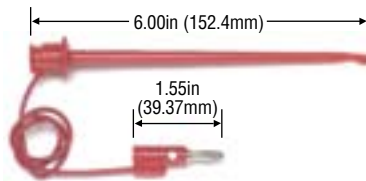
Model#	Length
4996-36-*	36in (0.9m)

Hook attaches to components up to 0.060in (1.52mm) O.D.

Cable: 20 AWG Wire, 0.087in (2.21mm) O.D.

Rating: For CE compliance and for personal safety, do not hold in hand when voltages exceed 33 Vrms/70 Vdc. Maximum voltage for *hands free use*: 300V. Do not use on circuits where transient stresses can exceed the rated voltage. 5A, +131°F (+55°C) max.

*Std. Colors: -0 Black, -2 Red.




Right Angle Stacking Banana Plug Patch Cord

Model#	Length
2864-24-*	24in (0.6m)

Cable: 18 AWG Wire, 0.14in (3.56mm) O.D.

Rating: For CE compliance and for personal safety, do not hold in hand when voltages exceed 33 Vrms/70 Vdc. Maximum voltage for *hands free use*: 5000 Vdc. Do not use on circuits where transient stresses can exceed the rated voltage. 15A, +131°F (+55°C) max.

*Std. Colors: -0 Black, -2 Red.



Multi-Stacking Banana Plug to Micrograbber® Test Clip

Model#	Length
5053-24-*	24in (0.6m)
5053-36-*	36in (0.9m)
5053-48-*	48in (1.2m)



Hook attaches to components up to 0.040in (1.02mm) O.D.

Cable: 20 AWG Wire, 0.087in (2.21mm) O.D.

Rating: For CE compliance and for personal safety, do not hold in hand when voltages exceed 33 Vrms/70 Vdc. Maximum voltage for *hands free use:* 150V. Do not use on circuits where transient stresses can exceed the rated voltage. 3A, +131°F (+55°C) max.

*Std. Colors: -0 Black, -2 Red.

Multi-Stacking Banana Plug to SMD Grabber® Test Clip

Model#	Length
5302-12-*	12in (0.3m)
5302-24-*	24in (0.6m)
5302-36-*	36in (0.9m)



Pincer Opening: 0.040in (1.02mm).

Cable: 22 AWG Wire, 0.064in (1.63mm) O.D.

Rating: For CE compliance and for personal safety, do not hold in hand when voltages exceed 33 Vrms/70 Vdc. Maximum voltage for *hands free use:* 150V. Do not use on circuits where transient stresses can exceed the rated voltage. 0.5A, +131°F (+55°C) max.

*Std. Colors: -0 Black, -2 Red.

Minigrabber® Test Clip with Sheathed Banana Jack

Model#	Plug Type	Ratings
6248-12-*	Sheathed Banana Jack	IEC61010 2-031 CAT II 300V



Test Lead Extender.

Silicone insulated 1ft (0.3m) leads fit on the end of modular test leads such as Pomona 5907A.

Std. Colors: -0 Black, -2 Red.

Double Banana Plug with Safety Shrouds

Model#	Length
6283-C-36	36in (0.9m)
6283-C-48	48in (1.2m)
6283-C-60	60in (1.5m)



Fits Digital Multi-meters and other instruments with shrouded jacks.

Offset design designates hot and ground leads.

Black and red banana plug shrouds.

Molded strain relief for long life.

MIL spec coaxial cable.

Overvoltage CAT II, 600V, 5A per IEC61010-2-031.

Minigrabber® Test Clip Leads



Model#	Plug Type	Ratings
6244-48-*	Right-angle DMM	CAT II 300V
5428-48-*	Right-angle DMM	300 Vrms*
6231	Right-angle DMM	300 Vrms*
6245-48-*	Straight DMM	CAT II 300V


Silicone insulated 4ft (122m) leads fit most meters from Fluke, Wavetek (Meterman), HP, Amprobe, Greenlee and others

Std. Colors: -0 Black, -2 Red

Rating: For CE compliance and for personal safety, do not hold in hand when voltages exceed 33 Vrms/70 Vdc. Maximum voltage for *hands free use:* 300 Vrms. Do not use on circuits where transient stresses can exceed the rated voltage.

Multi-Stacking Double Banana Plugs on Retractable (Coiled) Cord

Model#	Extended Length
3864-48	48in (1.2m)
3864-72	72in (1.8m)



Rating: For CE compliance and for personal safety, do not hold in hand when voltages exceed 33 Vrms/70 Vdc. Maximum voltage for *hands free use:* 90 Vac/270 Vdc. Do not use on circuits where transient stresses can exceed the rated voltage. +122°F (+50°C) max.

Cable Type: Shielded Microphone Cable.

Multi-Stacking Double to Multi-Stacking Single Banana Plugs


Model#	Length
1368-A-18	18in (0.5m)
1368-A-24	24in (0.6m)
1368-A-30	30in (0.76m)
1368-A-36	36in (0.9m)
1368-A-48	48in (1.2m)
1368-A-60	60in (1.5m)



Rating: For CE compliance and for personal safety, do not hold in hand when voltages exceed 33 Vrms/70 Vdc. Maximum voltage for *hands free use:* 300 Vrms. Do not use on circuits where transient stresses can exceed the rated voltage. +122°F (+50°C) max.

See chart on page 6 for additional cable specifications.

Two Conductor shielded Balanced Line



Model#	Length
1167-18	18in (0.5m)
1167-24	24in (0.6m)
1167-30	30in (0.76m)
1167-36	36in (0.9m)
1167-48	48in (1.2m)
1167-60	60in (1.5m)

Rating: For CE compliance and for personal safety, do not hold in hand when voltages exceed 33 Vrms/70 Vdc. Maximum voltage for *hands free use*: 1000 Vrms. Do not use on circuits where transient stresses can exceed the rated voltage. +131°F (+55°C) max.

Cable Type I: See chart on page 6 for additional cable specifications.


Multi-Stacking Banana Plugs, Two Each End



Model#	Length
2239-C-24	24in (0.6m)
2239-C-36	36in (0.9m)
2239-C-48	48in (1.2m)

Rating: For CE compliance and for personal safety, do not hold in hand when voltages exceed 33 Vrms/70 Vdc. Maximum voltage for *hands free use*: 1400 Vrms. Do not use on circuits where transient stresses can exceed the rated voltage. +131°F (+55°C) Max.

See chart on page 6 for additional cable specifications.



Multi-Stacking Double Banana Plug Cables



Model#	Cable Type	Length
2BA-18	Two Conductor Twisted Pair, 18 AWG, 0.25in (6.35mm) O.D.	18in (0.5m)
2BA-24		24in (0.6m)
2BA-36		36in (0.9m)
2BA-48		48in (1.2m)
2BA-60		60in (1.5m)
2BC-24	RG58C/U, 0.195in (4.95mm) O.D.	24in (0.6m)
2BC-36		36in (0.9m)
2BC-48		48in (1.2m)
2BC-60		60in (1.5m)

Rating: For CE compliance and for personal safety, do not hold in hand when voltages exceed 33 Vrms/70 Vdc. Maximum voltage for *hands free use*: 2BA: 300 Vrms, 2BC: 1400 Vrms. Do not use on circuits where transient stresses can exceed the rated voltage. +131°F (+50°C) max.

Multi-Stacking Double Banana Plug to Minigrabber® Test Clips



Model#	Length
3786-C-18	18in (0.5m)
3786-C-24	24in (0.6m)
3786-C-36	36in (0.9m)
3786-C-48	48in (1.2m)
3786-C-60	60in (1.5m)

Rating: For CE compliance and for personal safety, do not hold in hand when voltages exceed 33 Vrms/70 Vdc. Maximum voltage for *hands free use*: 300 Vrms. Do not use on circuits where transient stresses can exceed the rated voltage. +122°F (+50°C) max.

See chart on page 6 for additional cable specifications.

Double Banana Plug to Micrograbber® Test Clips



Model#	Length
4768-K-24	24in (0.6m)
4768-K-36	36in (0.9m)
4768-K-48	48in (1.2m)
4768-K-60	60in (1.5m)

Rating: For CE compliance and for personal safety, do not hold in hand when voltages exceed 33 Vrms/70 Vdc. Maximum voltage for *hands free use*: 150 Vrms. Do not use on circuits where transient stresses can exceed the rated voltage. +122°F (+50°C) max.

See chart on page 6 for additional cable specifications.

Multi-Stacking Double Banana Plug, One End Only




Model#	Length
1326-A-60	60in (1.5m)
1326-C-60	60in (1.5m)

Rating: For CE compliance and for personal safety, do not hold in hand when voltages exceed 33 Vrms/70 Vdc. Maximum voltage for *hands free use*: A: 300 Vrms, C: 1400 Vrms. Do not use on circuits where transient stresses can exceed the rated voltage. +131°F (+55°C) max.

See chart on page 6 for additional cable specifications.

Double Banana Plug to Stacking Pin Tip Plugs




Model#	Length
2BC-PP-36	36in (0.9m)
2BC-PP-48	48in (1.2m)
2BC-PP-60	60in (1.5m)

Cable Type: RG58C/U 0.195in (4.95mm) O.D.

Rating: For CE compliance and for personal safety, do not hold in hand when voltages exceed 33 Vrms/70 Vdc. Maximum voltage for *hands free use*: 1400 Vrms. Do not use on circuits where transient stresses can exceed the rated voltage. +122°F (+50°C) max.

Miniature Double Banana Plug Cable



Model#	Length
2247-K-24	24in (0.6m)

Rating: For CE compliance and for personal safety, do not hold in hand when voltages exceed 33 Vrms/70 Vdc. Maximum voltage for *hands free use*: 1000 Vrms. Do not use on circuits where transient stresses can exceed the rated voltage. +131°F (+55°C) max.

Cable Type: RG174/U, 0.100in (2.54mm) O.D.

Double Banana Plug to Minigator Test Clips

Model#	Length
2BC-MG-36	36in (0.9m)



Cable Type: RG58C/U.
Rating: For CE compliance and for personal safety, do not hold in hand when voltages exceed 33 Vrms/70 Vdc. Maximum voltage for *hands free use*: 45 Vrms. Do not use on circuits where transient stresses can exceed the rated voltage. +122°F (+50°C) max.
Jaw Opening: 0.187in (4.75mm) max.

Minigator Clips to Miniature Double Banana Plug

Model#	Length
3027-K-24	24in (0.6m)



Rating: For CE compliance and for personal safety, do not hold in hand when voltages exceed 33 Vrms/70 Vdc. Maximum voltage for *hands free use*: 45 Vrms. Do not use on circuits where transient stresses can exceed the rated voltage. +122°F (+50°C) max.
Jaw Opening: 0.187in (4.75mm)
 See chart on page 6 for additional cable specifications.

Double Banana Plug to Alligator Test Clips

Model#	Length
2BA-AL-36	36in (0.9m)
2BA-AL-48	48in (1.2m)



Cable Type: Two cond. Twisted Pair.
Rating: For CE compliance and for personal safety, do not hold in hand when voltages exceed 33 Vrms/70 Vdc. Maximum voltage for *hands free use*: 150 Vrms. Do not use on circuits where transient stresses can exceed the rated voltage. +122°F (+50°C) max.
Jaw Opening: 0.30in (7.62mm) max.

Minigrabber® Test Clip Patch Cord


Model#	Length
3781-8-*	8in (0.2m)
3781-12-*	12in (0.3m)
3781-18-*	18in (0.5m)
3781-24-*	24in (0.6m)
3781-36-*	36in (0.9m)
3781-48-*	48in (1.2m)
3781-60-*	60in (1.5m)



Hook attaches to component leads up to 0.060in (1.52mm) O.D.
Cable: 20 AWG Wire, 0.087in (2.21mm) O.D.
Rating: For CE compliance and for personal safety, do not hold in hand when voltages exceed 33 Vrms/70 Vdc. Maximum voltage for *hands free use*: 300V. Do not use on circuits where transient stresses can exceed the rated voltage. 5A, +216°F (+102°C) max.
***Std. Colors:** Available in 10 colors.

Multi-Stacking Double Banana Plug to Minipincer® Test Clips

Model#	Length
5422-C-60	60in (1.5m)



Rating: For CE compliance and for personal safety, do not hold in hand when voltages exceed 33 Vrms/70 Vdc. Maximum voltage for *hands free use*: 300 Vrms. Do not use on circuits where transient stresses can exceed the rated voltage. +122°F (+50°C) max.
 See chart on page 6 for additional cable specifications.

Minigrabber® Test Clip Patch Cord Kit

Model# 5523
 Kit contains 10 pcs. of Model 3781-24, one of each color.

One End Only

Model#	Length
3780-60-*	60in (1.5m)


***Std. Colors:** -0 Black, -2 Red.



Low Thermal EMF Patch Cords

Special alloy plating and construction preserve the accuracy of microvolt and nanovolt measurement equipment. Designed to greatly minimize the effect of Thermal Electric Voltage (Thermal EMF). Thermal EMF is generated at the junction of dissimilar metals at different temperatures and is common source of error in micro- and nano- volt measurements.

Shielded Low Thermal EMF Spade Lug Patch Cord



Model#	Length
1756-24	24in (0.6m)
1756-48	48in (1.2m)

Cable: 12 AWG Wire, Shield Leads: 18 AWG.
Material: *Spade Lug:* gold-plated Electrolytic Tough Pitch (ETP) 110 Copper Alloy, 1/2 hard.
Rating: For CE compliance and for personal safety, do not hold in hand when voltages exceed 33 Vrms/70 Vdc. Maximum voltage for *hands free use:* 2000 Vdc. Do not use on circuits where transient stresses can exceed the rated voltage. 20A, 131°F (+55°C) max.


Low Thermal EMF Spade Lug Patch Cord



Model#	Length
1693-36-*	36in (0.9m)
1693-60-*	60in (1.5m)

Cable: 12 AWG Wire, 0.144in (3.56mm) O.D.
Material: *Spade Lug:* gold-plated Electrolytic Tough Pitch (ETP) 110 Copper Alloy, 1/2 hard.
Rating: For CE compliance and for personal safety, do not hold in hand when voltages exceed 33 Vrms/70 Vdc. Maximum voltage for *hands free use:* 2000 Vdc. Do not use on circuits where transient stresses can exceed the rated voltage. 20A, +131°F (+55°C) max.
***Std. Colors:** -0 Black, -2 Red.

Low Thermal EMF Retractable Sheath Banana Plug Patch Cord



Model#	Length
5291A-12-*	12in (0.3m)
5291A-36-*	36in (0.9m)
5291A-60-*	60in (1.5m)

Cable: 12 AWG Wire, 0.144in (3.56mm) O.D.
Material: *Plug Body:* gold-plated tellurium copper; *Spring:* gold-plated Beryllium Copper.
Rating: 1000V per IEC61010-2-031, 7A, +131°F (+55°C).
***Std. Colors:** -0 Black, -2 Red.

Low Thermal EMF Retractable Sheath Banana Plug to Spade Lug



Model#	Length
5295-36-*	36in (0.9m)

Cable: 12 AWG Wire, 0.144in (3.56mm) O.D.
Material: *Spade Lug:* gold-plated Electrolytic Tough Pitch (ETP) 110 Copper Alloy, 1/2 hard; *Plug End:* gold-plated tellurium copper.
Rating: For CE compliance and for personal safety, do not hold in hand when voltages exceed 33 Vrms/70 Vdc. Maximum voltage for *hands free use:* 1000V. Do not use on circuits where transient stresses can exceed the rated voltage. 7A, +131°F (+55°C) max.
***Std. Colors:** -0 Black, -2 Red.

SMD Grabber® Test Clip Patch Cord



Model#	Length
5301-12-*	12in (0.3m)
5301-24-*	24in (0.6m)

Pincer Opening: 0.04in (1.63mm).
Cable: 22 AWG Wire, 0.064in (1.60mm) O.D.
Rating: For CE compliance and for personal safety, do not hold in hand when voltages exceed 33 Vrms/70 Vdc. Maximum voltage for *hands free use:* 150V. Do not use on circuits where transient stresses can exceed the rated voltage. 0.5A, +216°F (+102°C) max.
***Std. Colors:** -0 Black, -2 Red

SMD Grabber® Test Clip Patch Cord Kit

Model# 5521

Kit contains 10 pcs. of Model 5301-24, one each of ten colors.

MicroGrabber® Test Clip Patch Cord



Model#	Length
4613-12-*	12in (0.3m)
4613-24-*	24in (0.6m)
4613-36-*	36in (0.9m)
4613-48-*	48in (1.2m)

Hook attaches to components up to 0.040in (1.02mm) O.D.
 20 AWG Wire, 0.087in (2.21mm) O.D.
Rating: For CE compliance and for personal safety, do not hold in hand when voltages exceed 33 Vrms/70 Vdc. Maximum voltage for *hands free use:* 150V. Do not use on circuits where transient stresses can exceed the rated voltage. 3A, +216°F (+102°C) max.
***Std. Colors:** -0 Black, -2 Red.

MicroGrabber® Test Clip Patch Cord Kit

Model# 5525

Kit contains 10 pcs. of Model 4613-24, one each of ten colors.

Multi-Stacking Banana Plug to Alligator Test Clip



Model#	Length
1166-12-*	12in (0.3m)
1166-24-*	24in (0.6m)
1166-36-*	36in (0.9m)
1166-48-*	48in (1.2m)
1166-60-*	60in (1.5m)

Jaw Opening: 0.300in (7.62mm).
Cable: 18 AWG Wire, 0.144in (3.56mm) O.D.
Rating: For CE compliance and for personal safety, do not hold in hand when voltages exceed 33 Vrms/70 Vdc. Maximum voltage for *hands free use:* 150V. Do not use on circuits where transient stresses can exceed the rated voltage. 5A, +122°F (+50°C) max.
***Std. Colors:** -0 Black, -2 Red.

Banana Plug to Alligator Clip Patch Cord Kit

Model#	Length
6357-36	36in (0.9m)

Kit contains 10 pcs. of Model 1166 patch cords, one each of 10 colors.

*Color Code: -0 Black, -1 Brown, -2 Red, -3 Orange, -4 Yellow, -5 Green, -6 Blue, -7 Violet, -8 Gray, -9 White

Minigator Test Clip Patch Cord

Model#	Length
MG-B-12-*	12in (0.3m)
MG-B-24-*	24in (0.6m)



Jaw Opening: 0.187in (4.75mm).
Cable: 18 AWG Wire, 0.144in (3.56mm) O.D.
Rating: For CE compliance and for personal safety, do not hold in hand when voltages exceed 33 Vrms/45 Vdc. Maximum voltage for *hands free use*: 45V. Do not use on circuits where transient stresses can exceed the rated voltage. 5A, +122°F (+50°C) max.

*Std. Colors: -0 Black, -2 Red.


Model#	Length
1236-24-*	24in (0.6m)

Cable: 20 AWG Wire, 0.087in (2.21mm) O.D.
Rating: For CE compliance and for personal safety, do not hold in hand when voltages exceed 33 Vrms/45 Vdc. Maximum voltage for *hands free use*: 45V. Do not use on circuits where transient stresses can exceed the rated voltage. 5A, +122°F (+50°C) max.

*Std. Colors: -0 Black, -2 Red.

1000V Alligator Patch Cord

Model#	Length
6576-24-*	24in (0.6m)
6576-36-*	36in (0.9m)



Jaw Opening: 0.300in (7.62mm).
Material: Body: nickel-plated steel; Boot: santoprene rubber.
Cable: 18 AWG Wire, silicone insulated.
Rating: Maximum voltage for *hands free use*: 1000V, 10A, -13 to 176°F (-25°C to 80°C).

*Std. Colors: -0 Black, -2 Red.

Alligator Test Clip Patch Cord

Model#	Length
AL-B-12-*	12in (0.3m)
AL-B-24-*	24in (0.6m)
AL-B-36-*	36in (0.9m)
AL-B-48-*	48in (1.2m)
AL-B-60-*	60in (1.5m)



Jaw Opening: 0.300in (7.62mm).
Cable: 18 AWG Wire, 0.144in (3.56mm) O.D.
Rating: For CE compliance and for personal safety, do not hold in hand when voltages exceed 33 Vrms/70 Vdc. Maximum voltage for *hands free use*: 150V. Do not use on circuits where transient stresses can exceed the rated voltage. 5A, +122°F (+50°C) max.

*Std. Colors: -0 Black, -2 Red.

Alligator Test Clip Patch Cord Kit

Model#	Length	
6356-12	12in (0.3m)	Kit contains 10pcs. of Model AL-B patch cords, one each of 10 colors.
6356-24	24in (0.6m)	
6356-36	36in (0.9m)	
6356-60	60in (1.5m)	

5 Way Alligator to Sheathed Right Angle Set

Model#	Length
6483-48-02	48in (1.2mm)



Clip includes bed of nails and single needle tip for easy, versatile piercing of wire insulation to contact inner conductor for measurement.

Pierces 19 to 26 AWG wire.

Std. Colors: -0 Black, -2 Red, -02 Set of one black and one red.

Multi-Stacking Banana Plug to Minigator Test Clip

Model#	Length
3220-12-*	12in (0.3m)
3220-24-*	24in (0.6m)
3220-36-*	36in (0.9m)
3220-48-*	48in (1.2mm)



Jaw Opening: 0.187in (4.75mm).
Cable: 20 AWG Wire, 0.087in (2.21mm) O.D.
Rating: For CE compliance and for personal safety, do not hold in hand when voltages exceed 33 Vrms/45 Vdc. Maximum voltage for *hands free use*: 45V. Do not use on circuits where transient stresses can exceed the rated voltage. 5A, +122°F (+50°C) max.

*Std. Colors: -0 Black, -2 Red.

Retractable Sheath Banana Plug Patch Cord

Model#	Length
4911A-12-*	12in (0.3m)
4911A-24-*	24in (0.6m)
4911A-36-*	36in (0.9m)
4911A-48-*	48in (1.2mm)
4911A-60-*	60in (1.5mm)



Cable: 18 AWG Wire, 0.144in (3.56mm) O.D.
Rating: 1000V per IEC61010-2-031, 10A, +176°F (+80°C) max.

*Std. Colors: -0 Black, -2 Red.

Extra Large Alligator Test Clip to Sheathed Banana Plug Patch Cord

Model#	Length
6570-36-*	36in (0.9m)




Alligator length: 3.6in (91.44mm),
Jaw Opening: 0.8in (20.32mm).
Rating: Conforms to IEC61010-2-031, Overvoltage, Category III, 1000V, 10A.

Cable: High flex 18 AWG Silicone wire.

*Std. Colors: -0 Black, -2 Red.

Minigrabber® Test Clip to Straight Banana Plug Patch Cord

Model#	Length
4650-24-*	24in (0.6m)
4650-36-*	36in (0.9m)



Hook attaches to component leads up to 0.060in (1.52mm) O.D.

Cable: 20 AWG Wire, 0.087in (2.21mm) O.D.

Rating: For CE compliance and for personal safety, do not hold in hand when voltages exceed 33 Vrms/70 Vdc. Maximum voltage for *hands free use*: 300V. Do not use on circuits where transient stresses can exceed the rated voltage. 5A, +122°F (+50°C) max.

*Std. Colors: -0 Black, -2 Red.

0.025in (0.64mm) Square Pin Jack to Straight Banana Plug

Model#	Length
4771-24-*	24in (0.6m)
4771-36-*	36in (0.9m)



Cable: 22 AWG Wire, 0.064in (1.63mm) O.D.

Rating: For CE compliance and for personal safety, do not hold in hand when voltages exceed 33 Vrms/70 Vdc. Maximum voltage for *hands free use*: 33 Vrms/70 Vdc. Do not use on circuits where transient stresses can exceed the rated voltage. 3A, +122°F (+50°C) max.

*Std. Colors: -0 Black, -2 Red.

Banana Plug to Banana Jack

Model#	Length
4702-24-*	24in (0.6m)
4702-36-*	36in (0.9m)
4702-48-*	48in (1.2m)



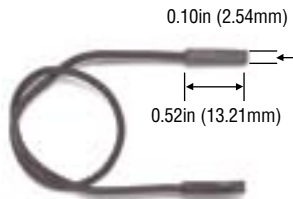
Cable: 18 AWG Wire, 0.144in (3.56mm) O.D.

Rating: For CE compliance and for personal safety, do not hold in hand when voltages exceed 33 Vrms/70 Vdc. Maximum voltage for *hands free use*: 5000 Vdc. Do not use on circuits where transient stresses can exceed the rated voltage. 15A, +131°F (+55°C) max.

*Std. Colors: -0 Black, -2 Red.

0.025in (0.64mm) Square Pin Jack Patch Cord

Model#	Length
4741-6-*	6in (0.15m)
4741-12-*	12in (0.3m)
4741-24-*	24in (0.6m)



Cable: 22 AWG Wire, 0.064in (1.63mm) O.D.

Rating: For CE compliance and for personal safety, do not hold in hand when voltages exceed 33 Vrms/60 Vdc. Maximum voltage for *hands free use*: 45 Vac/60 Vdc. Do not use on circuits where transient stresses can exceed the rated voltage. 3A, +122°F (+50°C) max.

*Std. Colors: -0 Black, -2 Red.

Minigrabber® Test Clip to Miniature Stacking Banana Plug

Model#	Length
3784-24-*	24in (0.6m)
3784-36-*	36in (0.9m)



Hook attaches to component leads up to 0.06in (1.52mm) O.D.

Cable: 20 AWG Wire, 0.087in (2.21mm) O.D.

Rating: For CE compliance and for personal safety, do not hold in hand when voltages exceed 33 Vrms/70 Vdc. Maximum voltage for *hands free use*: 300V. Do not use on circuits where transient stresses can exceed the rated voltage. 5A, +131°F (+55°C) max.

*Std. Colors: -0 Black, -2 Red.

0.025in (0.64mm) Square Pin Jack Patch Cord Kit

Model# 5948

Kit contains 10 pcs. of Model 4741-6, one ea. of 10 colors.

0.025in (0.64mm) Square Pin Jack to 0.080in (2.03mm) Pin Tip Plug

Model#	Length
4772-24-*	24in (0.6m)



Cable: 22 AWG Wire, 0.064in (1.63mm) O.D.

Rating: For CE compliance and for personal safety, do not hold in hand when voltages exceed 33 Vrms/60 Vdc. Maximum voltage for *hands free use*: 45 Vac/60 Vdc. Do not use on circuits where transient stresses can exceed the rated voltage. 3A, +122°F (+50°C) max.

*Std. Colors: -0 Black, -2 Red.

Miniature Stacking Banana Plug Patch Cord

Model#	Length
1081-4-*	4in (0.1m)
1081-8-*	8in (0.2m)
1081-12-*	12in (0.3m)
1081-18-*	18in (0.5m)
1081-24-*	24in (0.6m)
1081-36-*	36in (0.9m)
1081-48-*	48in (1.2m)
1081-60-*	60in (1.5m)




Cable: 20 AWG Wire, 0.087in (2.21mm) O.D.

Rating: For CE compliance and for personal safety, do not hold in hand when voltages exceed 33 Vrms/70 Vdc. Maximum voltage for *hands free use*: 3000 Vdc. Do not use on circuits where transient stresses can exceed the rated voltage. 5A, +131°F (+55°C) max.

*Std. Colors: -0 Black, -2 Red.

Stacking Pin Tip Plug Patch Cord

Model#	Length
P-4-*	4in (0.1m)
P-8-*	8in (0.2m)
P-12-*	12in (0.3m)
P-18-*	18in (0.5m)
P-24-*	24in (0.6m)
P-36-*	36in (0.9m)



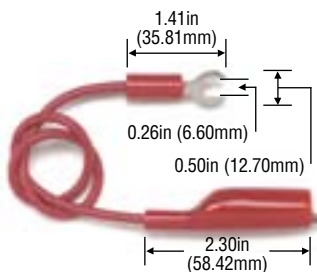
Cable: 20 AWG Wire, 0.087in (2.21mm) O.D.

Rating: For CE compliance and for personal safety, do not hold in hand when voltages exceed 33 Vrms/70 Vdc. Maximum voltage for *hands free use*: 3000 Vdc. Do not use on circuits where transient stresses can exceed the rated voltage. 5A, +131°F (+55°C) max.

*Std. Colors: -0 Black, -2 Red.

Alligator Test Clip to Insulated Spade Lug

Model#	Length
1960-36-*	36in (0.9m)



Jaw Opening: 0.30in (7.62mm).

Cable: 18 AWG Wire, 0.144in (3.56mm) O.D.

Rating: For CE compliance and for personal safety, do not hold in hand when voltages exceed 33 Vrms/70 Vdc. Maximum voltage for *hands free use*: 150V. Do not use on circuits where transient stresses can exceed the rated voltage. 5A, +122°F (+50°C) max.

*Std. Colors: -0 Black, -2 Red.

*Color Code: -0 Black, -1 Brown, -2 Red, -3 Orange, -4 Yellow, -5 Green, -6 Blue, -7 Violet, -8 Gray, -9 White

Pomona – the place to make your connections. From setting up system electronics to circuitry prototyping to creating permanent junctions, Pomona provides you with the boxes and enclosures to securely seal signal sensitive cables and wires. The large variety of die-cast aluminum connectorized enclosures and phenolic or molded thermoplastic boxes are ready to house components in styles and sizes that will simplify your interconnections.

Miniature Size Die Cast Aluminum Box with Cover



3753/3754



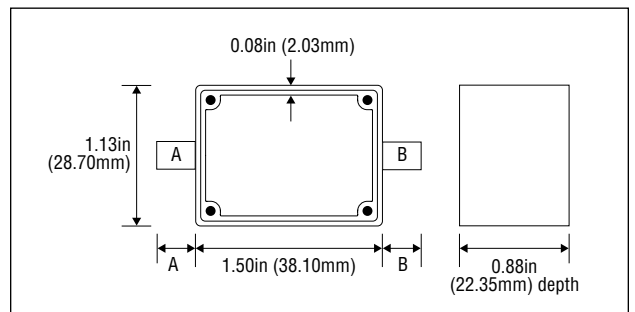
3752



3751

Model#	Finish	Connector: A		Connector: B	
		Type	Length	Type	Length
3754	None	–	–	–	–
3753	BBE	–	–	–	–
3751	BBE	BNC (F)	0.72in (18.29mm)	BNC (F)	0.72in (18.29mm)
3752	BBE	BNC (F)	0.72in (18.29mm)	BNC (M)	0.85in (21.59mm)
4742	Replacement cover				
4864	Cover screws, 100/pkg				
2352	Connector screws with solder turret, 100/pkg				

BBE = Blue Baked Enamel Cover and screws included with all boxes.



“A” Size Die Cast Aluminum Box with Cover



2397/2400



2390



2391



2392



2401



2393



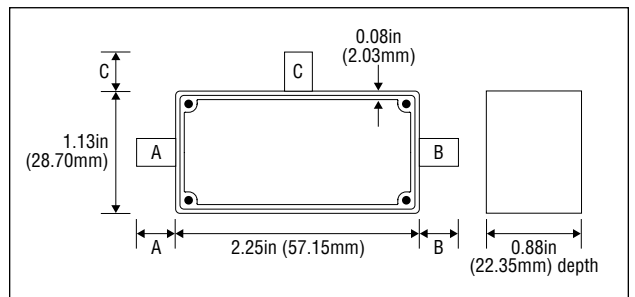
2399



2398

Model#	Finish	Connector: A		Connector: B		Connector: C	
		Type	Length	Type	Length	Type	Length
2400	None	–	–	–	–	–	–
2397	BBE	–	–	–	–	–	–
2390	BBE	BNC (F)	0.72in (18.29mm)	BNC (F)	0.72in (18.29mm)	–	–
2391	BBE	BNC (M)	0.85in (21.59mm)	BNC (F)	0.72in (18.29mm)	–	–
2392	BBE	BNC (F)	0.72in (18.29mm)	BNC (F)	0.72in (18.29mm)	BNC (F)	0.72in (18.29mm)
2401	BBE	BNC (F)	0.72in (18.29mm)	BNC (F)	0.72in (18.29mm)	BNC (M)	0.85in (21.59mm)
2393	BBE	BNC (F)	0.72in (18.29mm)	BNC (M)	0.85in (21.59mm)	PDB	0.82in (20.83mm)
2398	BBE	SMA (F)	0.38in (9.69mm)	SMA (M)	0.38in (9.69mm)	–	–
2399	BBE	SMA (F)	0.38in (9.69mm)	SMA (F)	0.38in (9.69mm)	–	–
4245	Replacement cover						
3728	Flange mounting cover						
4864	Cover screws, 100/pkg						
2352	Connector screws with solder turret						

BBE = Blue Baked Enamel PDB = Post, Double Binding Cover and screws included with all boxes.



“B” Size Die Cast Aluminum Box with Cover



2417/2428




3230



3231



3239




2411



3232



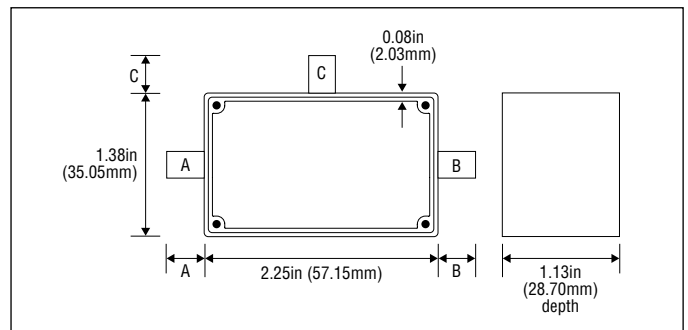
2420



3234

Model#	Finish	Connector: A		Connector: B		Connector: C		Connector: D	
		Type	Length	Type	Length	Type	Length	Type	Length
2428	None	-	-	-	-	-	-	-	-
2417	BBE	-	-	-	-	-	-	-	-
3230	BBE	BNC (F)	0.72in (18.29mm)	BNC (F)	0.72in (18.29mm)	-	-	-	-
3231	BBE	BNC (F)	0.72in (18.29mm)	BNC (M)	0.85in (21.59mm)	-	-	-	-
2411	BBE	N (M)	0.81in (20.57mm)	N (F)	0.75in (19.05mm)	-	-	-	-
3239	BBE	IBNC	0.47in (11.94mm)	IBNC	0.47in (11.94mm)	-	-	-	-
2420	BBE	BNC (F)	0.72in (18.29mm)	N (M)	0.75in (19.05mm)	-	-	-	-
3232	BBE	BNC (F)	0.72in (18.29mm)	BNC (F)	0.72in (18.29mm)	BNC (F)	0.72in (18.29mm)	-	-
3234	BBE	BNC (F)	0.72in (18.29mm)	BNC (F)	0.72in (18.29mm)	BNC (F)	0.72in (18.29mm)	BNC (F)	0.72in (18.29mm)
4246	Replacement cover								
3719	Flange mounting cover								
4864	Cover screws, 100/pkg								
2352	Connector screws with solder turret								

BBE = Blue Baked Enamel IBNC = Isolated BNC Cover and screws included with all boxes.



“C” Size Die Cast Aluminum Box with Cover



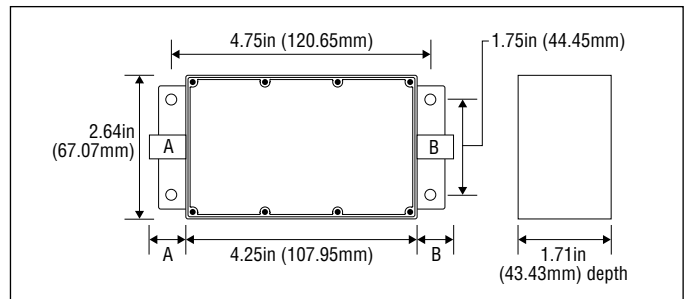
2901 / 2906



2902

Model#	Finish	Connector: A		Connector: B	
		Type	Length	Type	Length
2906	None	-	-	-	-
2901	BBE	-	-	-	-
2902	BBE	BNC (F)	0.72 (18.29mm)	BNC (F)	0.72 (18.29mm)
4248	Replacement cover				
2352	Connector screws with solder turret				

BBE = Blue Baked Enamel Cover and screws included with all boxes.



“D” Size Die Cast Aluminum Box with Cover



3602

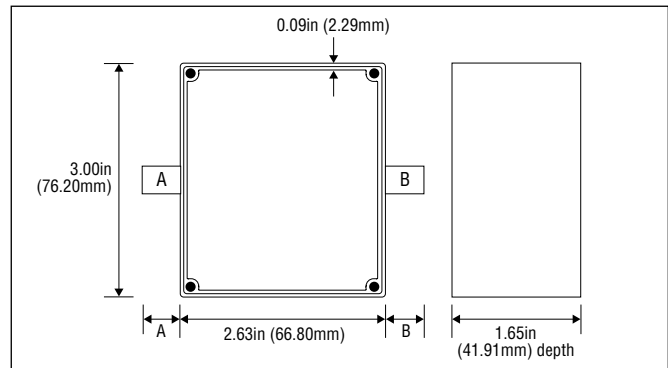
3603



3601/3606

Model#	Finish	Connector: A		Connector: B	
		Type	Length	Type	Length
3606	None	–	–	–	–
3601	BBE	–	–	–	–
3602	BBE	BNC (F)	0.72 (18.29mm)	BNC (F)	0.72 (18.29mm)
3603	BBE	BNC (F)	0.72 (18.29mm)	BNC (M)	0.85 (21.59mm)
4726	Replacement cover				
2352	Connector screws with solder turret				

BBE = Blue Baked Enamel Cover and screws included with all boxes.



“E” Size Die Cast Aluminum Box with Cover

Model#	Finish
5186	None
4226	Blue Baked Enamel
4416	Replacement cover

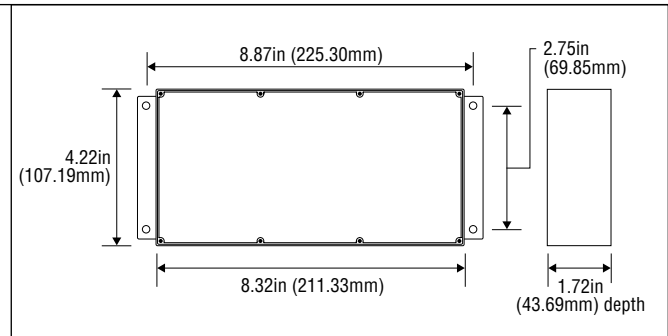
Cover and screws included.

Recommended Circuit Board Sizes:

- 8.00in x 1.49in x .062in, (203.2mm x 37.85 x 1.57mm) Thick.
- 3.90in x 1.49in x .062in, (99.06mm x 37.85 x 1.57mm) Thick.
- 7.60in x 3.40in x .062in, (193.04mm x 86.36mm x 1.57mm) Thick.



4226



“F” Size Extruded Aluminum Box with Covers



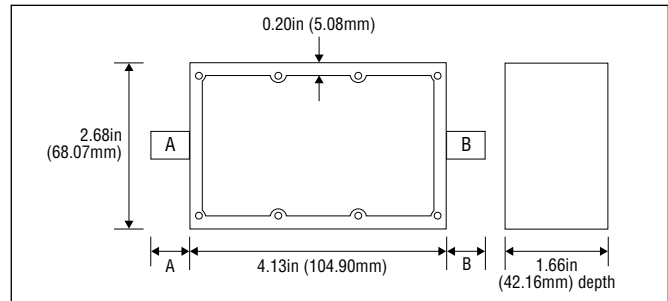
3301/3306



3302

Model#	Finish	Connector: A		Connector: B	
		Type	Length	Type	Length
3306	None	–	–	–	–
3301	BBE	–	–	–	–
3302	BBE	BNC (F)	0.72in (18.29mm)	BNC (F)	0.72in (18.29mm)
4247	Replacement cover				
3328	Flange mounting cover				
4862	Cover screws, 100/pkg				
2352	Connector screws with solder turret				

BBE = Blue Baked Enamel Cover and screws included with all boxes.



Recommended Circuit Board Sizes:

- 3.90in x 1.48in x 0.062in, (99.06mm x 37.59 x 1.57mm) Thick.
- 2.40in x 1.48in x 0.062in, (60.96mm x 37.59mm x 1.57mm) Thick.

“G” Size Extruded Aluminum Box with Cover



3311

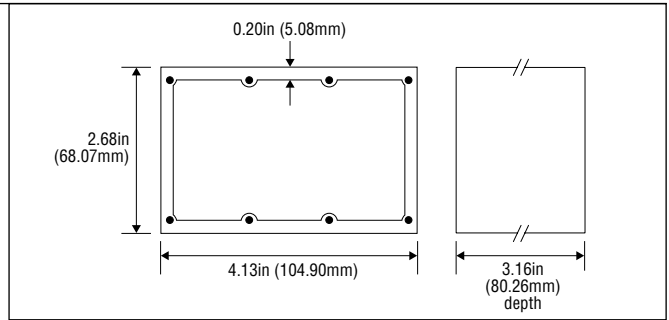
Model#	Finish
3316	None
3311	Blue Baked Enamel
4247	Replacement cover
3328	Flange mounting cover
4862	Cover screws, 100/pkg

Cover and screws included.

Recommended Circuit Board Sizes:

3.90in x 2.98in x .062in,
(99.06mm x 75.69mm x 1.57mm) Thick.

2.40in x 2.98in x .062in,
(60.96mm x 75.69mm x 1.57mm) Thick.



“H” Size Extruded Aluminum Box with Cover



3742

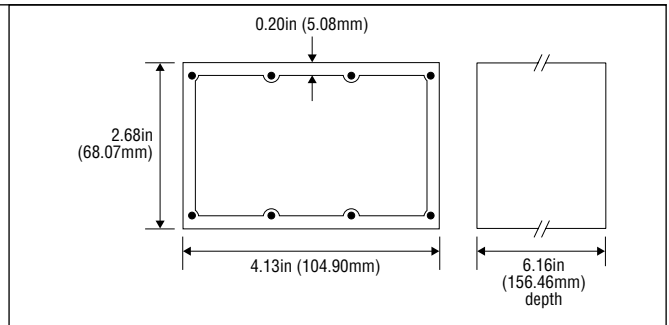
Model#	Finish
3743	None
3742	Blue Baked Enamel
4247	Replacement cover
3328	Flange mounting cover
4862	Cover screws, 100/pkg

Cover and screws included.

Recommended Circuit Board Sizes:

3.90in x 5.98in x .062in,
(99.06mm x 75.69mm x 1.57mm) Thick.

2.40in x 5.98in x 0.062in,
(60.96mm x 75.69mm x 1.57mm) Thick.



“J” Size Die Cast Aluminum Box with Cover



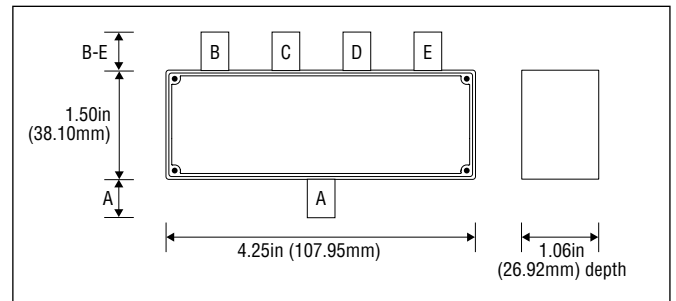
4655/5255



4656

Model#	Finish	Connector: A		Connector: B to E	
		Type	Length	Type	Length
5255	None	-	-	-	-
4655	BBE	-	-	-	-
4656	BBE	BNC (F)	0.72 (18.29mm)	BNC (F)	0.72 (18.29mm)
4658	Replacement cover				
4864	Cover screws, 100/pkg				

BBE = Blue Baked Enamel Cover and screws included with all boxes.



Recommended Circuit Board Sizes:

4.13in x 0.87in x 0.062in,
(104.9mm x 22.10mm x 1.57mm) Thick.

1.38in x 0.87in x .062in,
(35.05mm x 22.10mm x 1.57mm) Thick.

"L" Size Die Cast Aluminum Box with Cover



4903

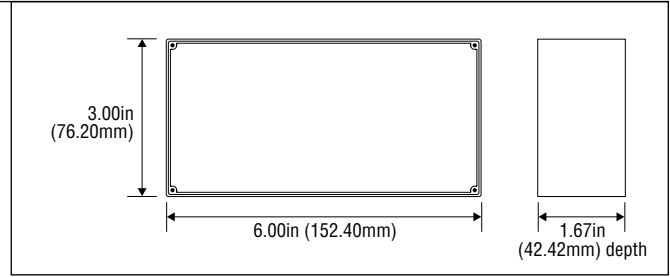
Model#	Finish
5203	None
4903	Blue Baked Enamel
5198	Replacement cover
4864	Cover screws, 100/pkg

Cover and screws included.

Recommended Circuit Board Sizes:

5.88in x 1.48in x .062in,
(149.35mm x 37.59mm x 1.57mm) Thick.

2.88in x 1.48in x .062in,
(73.15mm x 37.59mm x 1.57mm) Thick.



Black Phenolic Box with Cover



2105



2259



2098

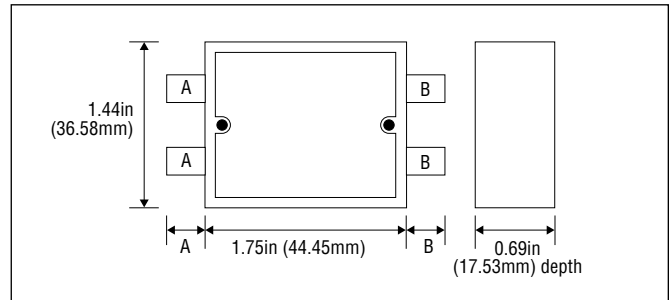


2096

Model#	Finish	Connector: A		Connector: B	
		Type	Length	Type	Length
2105	EGP	-	-	-	-
2259	EGP	PDB	0.80in (20.32mm)	DBP	0.70in (17.78mm)
2098	EGP	DBJ	-	DBP	0.70in (17.78mm)
2096	EGP	-	-	DBP	0.70in (17.78mm)

EGP = Electrical Grade Phenolic
PDB = Post, Double Binding
DBJ = Double Banana Jack
DBP = Double Banana Plug

Cover and screws included with all boxes.



Black Phenolic Box with Cover



2103

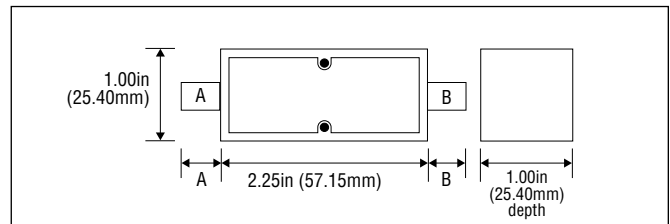


2099

Model#	Finish	Connector: A		Connector: B	
		Type	Length	Type	Length
2103	EGP	-	-	-	-
2099	EGP	BNC (M)	0.85 (21.59mm)	BNC (F)	0.72 (18.29mm)

EGP = Electrical Grade Phenolic
DBJ = Double Banana Jack
DBP = Double Banana Plug

Cover and screws included with all boxes.



Black Phenolic Box with Cover



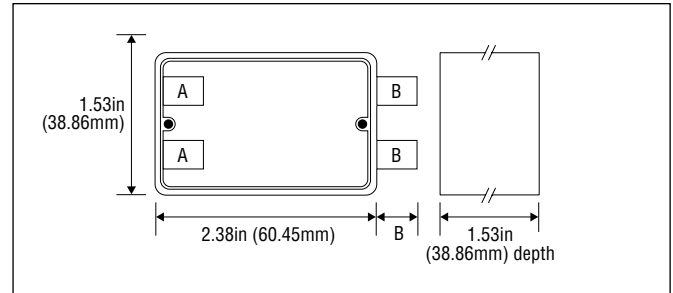
2224



2104

Model#	Finish	Connector: A		Connector: B	
		Type	Length	Type	Length
2104	EGP	-	-	-	-
2224	EGP	DBJ	-	DBP	0.70 (17.78mm)

EGP = Electrical Grade Phenolic
 DBJ = Double Banana Jack
 DBP = Double Banana Plug
 Cover and screws included with all boxes.



Molded Thermoplastic Box with Card Guides and Cover

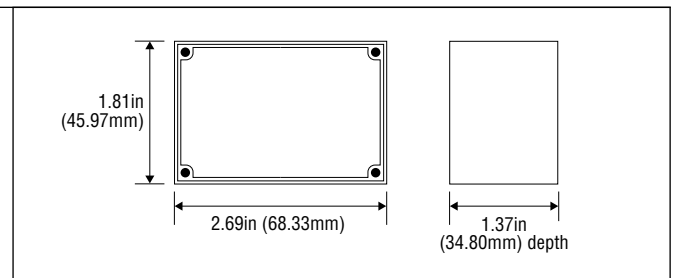
Model#	Finish
3850-0	Black - Thermoplastic
3850-6	Blue - Thermoplastic
4864	Cover screws, 100/pkg

Cover and screws included.

Recommended Circuit Board Sizes:
 2.51in x 1.60in x .062in,
 (63.35mm x 40.64mm x 1.57mm) Thick.



3850-0



Molded Thermoplastic Box with Card Guides and Cover

Model#	Finish
4384-0	Black - Thermoplastic
4384-6	Blue - Thermoplastic
4864	Cover screws, 100/pkg

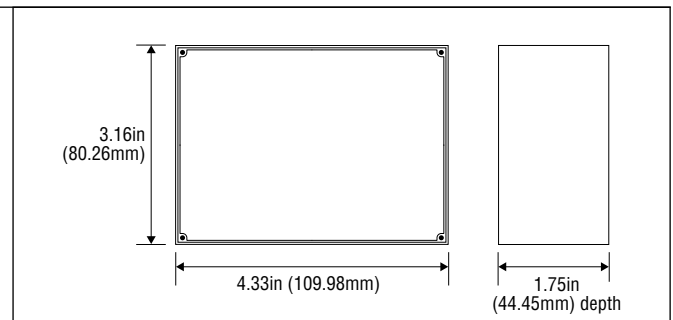
Cover and screws included.

Recommended Circuit Board Sizes:
 3.93in x 1.58in x 0.062in
 (99.82mm x 40.13mm x 1.57mm) Thick.

3.90in x 2.98in x 0.062in,
 (99.06mm x 75.69mm x 1.57mm) Thick.



4384-0



Connecting with the industry's leading digital multimeter brands, Pomona provides the world's largest selection of test leads and probes. Superior materials and outstanding design, assure conformity with industry-leading reliability and performance standards. From high-density IC leads to voltage on a distribution panel, Pomona connects you with the right solution.

Deluxe Multi-Use DMM Maxi-Kit

Model# 5677B



1. Silicone insulated 4ft (1.2m) leads with right angle plug.
2. Modular probe set with replaceable tips.
3. 5 sets of replacement tips.
4. Retractable tip test probe set.
5. Test lead coupler set.
6. Medium alligator clip set.
7. Large alligator clip set.
8. Spade lugs.
9. IC probe tip adapter.
10. Minigrabber® test clip leads.
11. Minipincer® test clip leads.
12. Nylon storage pouch.

- Modular probes with interchangeable tips.
- Silicone insulated 4ft (1.2m) test leads with right-angle DMM plugs for most meters from Fluke, HP, Meterman, Amprobe, and others.
- New retractable tip probe with 3in (76.2mm) long tip and silicone leads.
- Minigrabber® and Minipincer® test clip leads attach to test leads.
- Test lead coupler connects leads to probe set for 16ft (4.8m) reach.
- Nylon storage pouch with compartments for accessories.

Electronic DMM Maxi-Kit

Model# 6340



1. Silicone insulated 4ft (1.2m) leads.
2. Modular probe set.
3. Precision electronic probes.
4. 4 sets of replacements tips.
5. Test lead couplers.
6. Medium alligator clips.
7. Large alligator clips.
8. Minigrabber® test clip leads.
9. Minipincer® test clip leads.
10. Spade lugs.
11. Nylon storage pouch.

- Modular probes with caged-spring tips fit 4mm sockets.
- Silicone insulated 4ft (1.2m) test leads with right-angle DMM plugs fit most meters from Fluke, HP, Meterman, Amprobe, Greenlee and others.
- Precision Electronic probe with replacement tips offers flexibility in testing.
- Minigrabber® and Minipincer® test clip leads for smaller test points.
- Nylon storage pouch with compartments for accessories.

Deluxe Electronic DMM Test Lead Kit



Model# 5674C

1. Silicone insulated 4 ft (1.2m) leads with right-angle plug.
 2. Modular probe set with standard tips.
 3. Extended probe tip adapters.
 4. Medium alligator clips.
 5. IC probe tip adapters.
 6. Minigrabber® test clip leads.
 7. Minipincer® test clip leads.
 8. Maxigrabber® test clips with pincer tip.
 9. Nylon storage pouch.
- Modular probes with standard probe tips.
 - Insulated 4ft (1.2m) test leads with right-angle DMM plugs fit most meters from Fluke, HP, Meterman, and others.
 - Probe tip extender with 3in (76.2mm) long tip.
 - Minigrabber® test clip leads attach to test leads.
 - Minipincer® test clip leads for fine pitch chip leads.
 - Maxigrabber® test clips attach to test leads.
 - Nylon storage pouch with compartments for accessories.

Electronic DMM Test Lead Kit



Model# 5543B

1. Silicone insulated 4ft (1.2m) test leads with right-angle DMM plugs.
 2. Modular electronic test probes with standard tips.
 3. Extended fine-tip probe adapter -red.
 4. Medium alligator clip -black.
 5. IC probe tip adapter -red.
 6. Insulated spade lug -black.
 7. Minipincer® test clip lead -red.
 8. Minigrabber® test clip lead -red.
 9. Nylon storage pouch.
- Silicone insulated 4ft (1.2m) test leads fit meters from Fluke, HP, Meterman, and others.
 - Modular electronic test probes attach to leads.
 - Extended fine-point adapter attaches to probe tips.
 - IC adapter attaches to probe for secure probing on chip leads.
 - Minipincer® test clip lead for fine pitch chip leads.
 - Minigrabber® test clip lead extend the reach of the test leads.

Basic Electronic DMM Test Lead Kits



Model#	Plug Type	Ratings
6343	Right-angle DMM plugs	UL IEC61010, CAT III 1000V
5672A	Right-angle banana plug	33 Vac/70 Vdc
6344	Straight DMM plugs	UL IEC61010, CAT III 1000V
5325A	Stacking banana plugs	33 Vac/70 Vdc

1. Comfort-grip DMM test probes.
 2. Silicone insulated 4ft (1.2m) leads.
 3. Extended probe tip adapters.
 4. Alligator clip probe tip adapters.
 5. Plastic storage case (not shown).
- Note:** Model 5672A has HEAVY-DUTY stainless-steel tips.
See page 62 for banana plug types.
- Featuring Pomona's new comfort-grip probes.
 - Monolithic probes with fixed tips.
 - DMM plugs fit most meters from Fluke, Meterman, HP, Amprobe, Greenlee, and others.
 - Extended tip adapter has sharp needle point.
 - Alligator clip adapter snaps onto the probe tip.

Deluxe Electronic Bench DMM Test Lead Kit



Model#	Features	Ratings
6204A	Straight DMM plugs	CAT III, 600V per IEC61010-2-031

1. Silicone insulated 4ft (1.2m) test leads with straight DMM plugs.
 2. Modular electronic test probes with standard tips.
 3. Extended fine-tip probe adapters.
 4. Medium alligator clips.
 5. IC lead probe tip adapters.
 6. Insulated spade lugs.
 7. Minipincer® test clip leads.
 8. Minigrabber® test clip leads.
 9. Nylon storage pouch.
- Silicone insulated 4ft (1.2m) leads fit meters from Fluke, HP (Agilent), Keithley and others.
 - Modular electronic test probes attach to leads.
 - Extended fine-point adapters attach to probe tips.
 - IC adapters attach to probes for secure probing on chip leads.
 - Minipincer® test clip leads for fine pitch chip leads.
 - Minigrabber® test clip leads extend the reach of the test leads.

Electronic Bench DMM Test Lead Kit



Model#
5901B

1. Silicone insulated 4ft (1.2m) test leads with straight DMM plugs.
 2. Modular electronic test probes with replaceable tips.
 3. 5 sets of replacement probe tips
 4. Medium alligator clips.
 5. Insulated spade lugs.
 6. Minigrabber® test clip leads.
 7. Nylon storage pouch.
- DMM plugs fit meters from Fluke, HP (Agilent), Keithley and others.
 - Modular electronic test probes with replaceable tips adapt to many different modes.
 - Replacement probe tips offer a wide variety of probing solutions.
 - Alligator clips attach to test lead for reliable connections.
 - Spade lugs attach to test leads for binding posts or terminal screws.
 - Minigrabber® test clip leads extend the reach of the test leads.
 - Uses 080 probe tips, see page 14 for replacement tips.
 - Rated CAT II 600V 10A.

Deluxe Automotive DMM Test Lead Kit



Model#
6530A

1. Silicone insulated 4ft (1.2m) test leads with right-angle DMM plugs.
 2. Heavy-duty modular test probes with stainless-steel tips.
 3. Heavy-duty alligator clips.
 4. Insulation piercing clips.
 5. Maxigrabber® test clips with alligator jaws.
 6. Maxigrabber® test clips with hook.
 7. Backprobe pins.
 8. Nylon storage pouch.
- Alligator clips attach to test lead for reliable connections.
 - Sharp stainless-steel probe tips resist wear.
 - Insulation piercing clips make connections without stripping insulation from wires.
 - Backprobe pins access contacts through the back side of automotive connectors.
 - DMM plugs fit meters from Fluke, Metorman, Amprobe, Greenlee and others.
 - Maxigrabber® test clips with alligator jaws for quick and easy connections.

Industrial/Automotive DMM Test Lead Kit

Model# 5903A



1. Silicone insulated 4ft (1.2m) test leads with right-angle DMM plugs.
2. Heavy-duty modular test probes.
3. Heavy-duty alligator clips.
4. Insulation piercing clips.
5. Maxigrabber® test clips with alligator jaws.
6. Nylon storage pouch.

- DMM plugs fit meters from Fluke, Meterman, Amprobe, Greenlee and others.
- Sharp stainless-steel probe tips resist wear.
- Alligator clips attach to test lead for reliable connections.
- Insulation piercing clips make connections without stripping insulation from wires.
- Maxigrabber® test clips with alligator jaws for quick and easy connections.

Deluxe Electrical DMM Test Lead Kit

Model#	Plug Type	Rating
5904A	Right-angle DMM plug	CAT III 1000V per IEC61010-2-031



1. Silicone insulated 4ft (1.2m) test leads.
2. Modular electrical test probes with stainless-steel tips.
3. Maxigrabber® test clips with jaws.
4. Maxigrabber® test clips with hooks.
5. Maxigrabber® test clips with pincers.
6. Large alligator clips.
7. Nylon Storage pouch.

- DMM plugs fit meters from Fluke, Meterman, Amprobe, Greenlee and others.
- Alligator clips attach to the test leads for secure connections.
- Maxigrabber® test clips attach to test leads.
- Nylon storage pouch to contain all kit components.

Electrical DMM Test Lead Kit

Model# 5673B




1. Silicone insulated 4ft (1.2m) test leads with right-angle DMM plugs.
2. Modular electrical test probes with stainless-steel tips.
3. Extended tip probe adapters.
4. Insulated spade lugs.
5. Medium alligator clips.
6. Large alligator clips.
7. Nylon storage pouch.

- DMM plugs fit meters from Fluke, Meterman, Greenlee, Amprobe and others.
- Spade lugs connect to test leads and can be secured to binding posts or terminals.
- Alligator clips plug into the test leads.

Basic Electrical DMM Test Lead Kit

Model#	Plug Type	Ratings
5900A	Right-angle DMM plug	CAT III 1000V per IEC61010-2-031



1. Silicone insulated 4ft (1.2m) test leads with right-angle DMM plugs.
 2. Modular electrical test probes with standard tips.
 3. Maxigrabber® test clips.
 4. Nylon storage pouch.
- DMM plugs fit meters from Fluke, Meterrman, Greenlee, Amprobe and others.
 - Maxigrabber® test clips with jaws attach to test leads.
 - Nylon carrying pouch included.

Multi-Use DMM Test Lead Kit

Model#	Ratings
5899A	CAT III 1000V per IEC61010-2-031



1. Silicone insulated 4ft (1.2m) test leads with right-angle DMM plugs.
 2. Modular electrical test probes with standard tip.
 3. Maxigrabber® with pincer tips.
 4. Medium alligator clips.
 5. Nylon storage pouch.
- DMM plugs fit meters from Fluke, Meterrman, Greenlee, Amprobe and others.
 - Alligator clips attach to test lead for reliable connections.
 - Maxigrabber® test clips with pincers for quick and easy connections.

Deluxe Industrial Test Companion™ Kit

Model# 6173A



- Includes shoulder-pack style Cordura carrying case plus the following IEC61010 compliant test accessories:
1. Modular Electrical Test Probe Set with Banana Plug Tip.
 2. Flexible Test Lead Set with Right-Angle and Straight Banana Plugs.
 3. Probe Lead Set with Sharp Stainless Steel Tip.
 4. Maxigrabber® Test Clip Set with Pincer Tip.
 5. Maxigrabber® Test Clip Set with Hook Tip.
 6. Maxigrabber® Test Clip Set with Jaws.
 7. Extra Large Alligator Clip Set.
 8. Medium Alligator Clip Set.
 9. Insulated Spade Lug Sets (2).

Deluxe Electronic Test Companion™ Kit

Model# 6345



- Includes large briefcase style Cordura carrying case plus the following test accessories:
1. Modular Electronic Probe Set with Replaceable Tip.
 2. Assorted Replacement Tips.
 3. Flexible Test Lead Set with Right Angle and Straight Banana Plugs.
 4. SMD Test Tweezer™ to Banana Plugs.
 5. Minigrabber™ Test Clip Leads.
 6. Minipincer™ Test Clip Leads.
 7. Micrograbber™ Test Clip Leads.
 8. SMD Grabber™ Test Clip Leads.
 9. Medium Alligator Clip Set.
 10. Slide-on Extended Tip Set.
 11. Slide-on IC Tip Set.
 12. Spade Lug Adapter Set.

Industrial Test Companion™ Kit

Model# 6172A



- Includes shoulder-pack style Cordura carrying case plus the following IEC61010 compliant test accessories:
1. Modular Electrical Test Probe Set with Banana Plug Tip.
 2. Flexible Test Lead Set with Right-Angle and Straight Banana Plugs.
 3. Probe Lead Set with Sharp Stainless Steel Tip.
 4. Maxigrabber™ Test Clip Set with Pincer Tip.
 5. Maxigrabber™ Test Clip Set with Hook Tip.
 6. Medium Alligator Clip Set.
 7. Insulated Spade Lug Set.

Electronic Test Companion™ Kit

Model# 6174




- Includes shoulder-pack style Cordura carrying case plus the following test accessories:
1. Modular Electronic Probe Set with 0.080in (2.03mm) diameter tip.
 2. Flexible Test Lead Set with Right-Angle and Straight Banana Plugs.
 3. SMD Test Tweezer™ to Banana Plugs.
 4. Minigrabber™ Test Clip Leads.
 5. Micrograbber™ Test Clip Leads.
 6. SMD Grabber™ Test Clip Leads.
 7. Medium Alligator Clip Set.
 8. Slide-on Extended Tip Set.
 9. Slide-on IC Tip Set.
 10. Spade Lug Adapter Set.

Probe and Lead Kit for Portable Scopes

Model# 72942

Includes shoulder-pack style Cordura carrying case plus the following test accessories:

1. Red Scope Probe, 500 MHz, see page 77.
2. Black Ground Lead.
3. Red Sprung Hook.
4. Probe Tip Ground.
5. Modular Test Probe with Standard 0.080in (2mm) Tip.
6. Flexible Test Lead Set with Straight and Right-Angle Banana Plugs.
7. Medium Alligator Clip Set.
8. Extra Large Alligator Clip Set.
9. Maxigrabber® Set Pincer Style.
10. Maxigrabber® Test Clip Set with Jaws.



Precision Electronic Test Probe Set



Model#	Features	Ratings
6341	Probe set with complete set of 5 tips	IEC61010 CAT III 1000V*
6342	Probe set with sharp point gold pogo pin tips	CAT III 1000V
6275	Probe set with sharp stainless steel rigid tips	CAT III 1000V
6354	Replacement probe tips. Set of 5 types.	

- Replaceable 0.04in (1.52mm) pogo-pin tips.
- Small outline for tight test situations.
- Replaceable pogo-pin tips.
- Comfort-grip textured surface.
- Fits all meters including Fluke, HP (Agilent), Keithley, Metorman and others.
- Silicone insulated leads resist abrasion and heat.

Replacement Tips

1. Sharp-point gold pogo-pin.
2. Tri-point gold pogo-pin.
3. Quad-point gold pogo-pin.
4. Sharp stainless steel rigid.
5. 3in (76.2mm) long extended. Stainless steel.

*except when used with 3in (76.2mm) tip which is 33Vrms/70Vdc.

See page 66 for more probe tips.

Safety 2mm/4mm Test Probe Set

Model#	Ratings
6601	IEC61010 1000V CAT III



- Versatile 2mm probe tip with screw-on 4mm tip.
- Each probe includes Protective Cap designed to meet Guidance Note GS38.
- Silicon insulated 4ft (1.2m) test leads with right-angle DMM plugs.
- Comfort-grip textured surface.

Test Probes with Screw-on Alligator Clips

Model#	Ratings
6723	IEC61010 1000V CAT III 20A (probe alone) IEC61010 300V, CAT II 10A (with alligator clip attached)



- Probe set includes 2 screw-on alligator clips.
- 8-32 threaded tips allow secure, attachment of alligator clips.
- Silicon insulated 4ft (1.2m) test leads with right-angle DMM plugs.
- Comfort-grip textured surface.
- Wide temperature range of 14 to 131°F (-10 to +55°C).

Retractable Needle Tip Test Probes

Model#	Plug Type	Ratings
5953A	Right-angle DMM	CAT II 600V*
5952A	Stacking banana	600V**

*per IEC61010



- Silicone insulated 4ft (1.2m) leads fits most meters from Fluke, Metorman, HP, Amprobe, Greenlee and others.
- Fully insulated tip extends to 3in (76.2mm).
- Durable 0.040in (1.02mm) stainless-steel needle tips reach into inaccessible areas.
- Set of 2 probes, one black and one red.

**Ratings: For CE compliance and for personal safety, do not hold in hand when voltages exceed 33 Vrms/70 Vdc. Maximum voltage for hands free use: 600 Vrms. Do not use on circuits where transient stresses can exceed the rated voltage.

Additional Screw-on Alligator Clip Set for 6723

Model#	Ratings
6726	300V, CAT II 10A



- Set of 2 screw-on alligator clips.
- Designed for use with 8-32-UNC 2A threaded probe like the Pomona 6723.
- 8-32 threaded tips allow secure attachment of alligator clips.
- Wide temperature range of 14 to 131°F (-10 to +55°C).

See page 62 for banana plug types.

Test Companion Kits include your favorite probes, clips, and leads in their own specially designed carrying case. Select from the following table.

Model#	Kit Model#									Page
	6112A	6162	6171	6172A	6173A	6174	6175	6237	6345	
Test Probes										
5689A Probe with Replaceable Tip			•				•		•	63
5906A Probe with 0.16in (4mm) Banana Tip	•	•		•	•					63
6232A Probe with 0.080in (2.03mm) Brass Tip	•					•	•			63
Test Leads										
5678 SMD Test Tweezers with DMM Plugs						•	•		•	66
5898 Right-Angle Banana/Probe				•	•					62
5907A Straight/Right-Angle Banana	•	•	•	•	•	•	•		•	63
5908A Straight/Straight Sheath Banana Plugs										63
Alligator Clips										
5916A Medium Alligator Clips (2)	•	•	•	•	•	•	•		•	65
6041B Large Alligator Clips (2)	•				•					64
Grabbers										
5910B Maxigrabber Set with Pincer Tips (2)	•			•	•					64
5911B Maxigrabber with Hook Tip Set				•	•					64
5912B Maxigrabber Alligator Clip Set					•					64
Patch Cords										
6243 SMD Grabber to Banana Plug			•			•	•		•	—
6244 Minigrabber to Right-Angle Sheathed Banana Plug										42
6248 Minigrabber to Sheathed Banana Jack	•		•				•		•	42
Oscilloscope Probes										
4550B Oscilloscope Probe								•		75
Probe Tips/Tip Adapters										
5133 Probe Tip Stainless Steel, Dog Leg Micro (2)			•				•		•	66
5682 Extended Tip Adapter			•				•		•	65
6262 Extended Tip Adapter						•				65
6263 IC Test Tip Adapter						•				65
Spade Lug Adapters										
6203 Insulated Spade Lug		•		•	•					65
Coaxial Cable Assemblies/Adapters										
2249 BNC (M) Cable Assembly								•		7
3788 BNC (M) to Minigrabber Adapter								•		13
Carrying Cases										
5955 Tri-fold Pouch		•								61
6146 Briefcase	•								•	61
6147 Medium Shoulder-pack			•	•	•	•	•			61

Pomona's Test Companion™ Accessory Cases and Pouches

Model#	Description
6146	Briefcase style with carrying strap
6147	Medium shoulder-pack with carrying strap
5955	Folding case with Velcro



Replacement DMM Test Lead Sets with Fixed Tips

← 5.5in (139.7mm) →



Model#	Features	Plug Type	Ratings
5519A	Standard tip Nickel/brass	Right-angle DMM (1)	CAT III 1000V*
6365	Standard tip Nickel/brass	Straight DMM (2)	CAT III 1000V*
6366	Standard tip Nickel/brass	Retractable sleeve (5)	CAT III 1000V*
5898	Stainless steel heavy-duty tip	Right-angle DMM (1)	CAT III 1000V*
5309A	Stainless steel heavy-duty tip	Stacking banana (3)	1000V**
5517A	Standard tip Nickel/brass	Right-angle Simpson Plugs (1)	1000V**

*per IEC61010-2-031

- Monolithic probes with fixed tips.
- Durable 080 tips for long life.
- Comfort-grip probe.
- Silicone insulated 4ft (1.2m) leads fit most DMMs from Fluke, HP (Agilent), Metorman, Amprobe, Greenlee and others.

For Plug Type, see below.

**Ratings: For CE compliance and for personal safety, do not hold in hand when voltages exceed 33 Vrms/70 Vdc. Maximum voltage for hands free use: 1000 Vrms. Do not use on circuits where transient stresses can exceed the rated voltage.

Probe Kit with Full Set of 5 0.060in (1.52mm) Replacement Tips

← 4.85in (123.19mm) →



Model#	Description	Plug Type	Ratings
5576A	Hand held DMM probe set	Right-angle DMM (1)	CAT III 1000V*

*per IEC61010-2-031

- Two test probes with a full set of all 5 probe tips (10 tips total).
- Silicone insulated 4ft (1.2m) leads.
- 0.06in (1.52mm) tip diameter.

Replacement Tips

1. Sharp gold-plated plunger tip.
2. Triple-point gold-plated pogo pin.
3. Gold plated micro tip pogo.
4. Stainless-steel sharp-point.
5. Standard brass.

See page 66 for more probe tips.

Replaceable 0.060in (1.52mm) Tip Probes

← 4.85in (123.19mm) →



Model#	Probe Tip	Plug Type	Ratings
6469	Gold-plated Microtip pogo	Right-angle DMM (1)	CAT III 1000V*
6470	Gold-plated Microtip pogo	Straight DMM (2)	CAT III 1000V*
6472	Gold-plated Microtip pogo	Stacking banana (3)	1000V**
6477	Stainless-steel sharp-point	Right-angle DMM (1)	CAT III 1000V*
5950A	Stainless-steel sharp-point	Straight banana (4)	1000V**
5951A	Nickel-plated brass	Right-angle banana (6)	1000V**

*per IEC61010-2-031

- New 0.06in (1.52mm) diameter solid and pogo-pin probe tips can be easily replaced without tools making this versatile probe the perfect tool for nearly every test.
 - Comfort-grip probe handle.
- Replacement tips available as 6475.

1. Sharp gold-plated plunger tip.
2. Triple-point gold-plated pogo pin.
3. Gold-plated micro tip pogo.
4. Stainless-steel sharp-point.
5. Standard brass.


See page 66 for more probe tips.

**Ratings: For CE compliance and for personal safety, do not hold in hand when voltages exceed 33 Vrms/70 Vdc. Maximum voltage for hands free use: 1000 Vrms Vdc. Do not use on circuits where transient stresses can exceed the rated voltage.


Plug Types

1. Right-angle DMM plug*
2. Straight DMM plug*
3. Stacking banana plug
4. Straight banana plug
5. Retractable sleeve banana plug
6. Right-angle banana plug

* Shrouded DMM plugs fit most DMMs from Fluke, Metorman, HP (Agilent), Amprobe, Greenlee and others.



Replacement DMM Test Leads



Choose plug for this end from below

Plugs into probes below

Model#	Application	Features	Ratings
5907A	Hand held DMM modular test leads	Right-angle DMM plug (1)	CAT III 1000V*
5908A	Bench-top DMM modular test leads	Straight DMM plugs (2)	CAT III 1000V*
5909A	Hand held DMM modular test leads	Right-angle DMM plug at both ends (1)	CAT III 1000V*
6358	Universal DMM test leads	Retractable sheath DMM plugs (3)	CAT III 1000V*

*per IEC61010-2-031

- Leads for Pomona Modular Test Probes.
- Plugs fit most popular DMMs from Fluke, Meterman, HP (Agilent), Amprobe, Greenlee and others.
- Silicone insulated 4ft (1.2m) leads.
- Retractable sleeve plug fits all banana jacks, binding posts and DMM input jacks.

Plug Types

1. Right-angle DMM.
2. Straight DMM.
3. Retractable sheath 0.16in (4mm).

Replacement Modular Test Probes



Model#	Probe Type	Features	Ratings
6232A	Modular electrical probe	Standard 0.08in (2.03mm) tip	CAT III 1000V*
6479	Industrial modular probe	Stainless-steel 0.08in (2.03mm) sharp-point	CAT III 1000V*
5906A	Lantern tip	Fits 4mm Jack	CAT III 1000V*
5689A	Replaceable tip modular probe	Stainless-steel 0.08in (2.03mm) sharp-point	CAT III 600V*

*per IEC61010-2-031

- Modular probes fit all Pomona test leads.
- Lantern tip probes fit into banana jacks.

Replacement Modular Test Probe Sets



Model#	Description	Probe Type	Test Lead Type	Ratings
6286	Standard tip with right-angle DMM plug	6232A	5907A	CAT III 1000V*
6288	Stainless-steel tip with right-angle DMM plug	6479	5907A	CAT III 1000V*
6304	Lantern tip probe with right-angle DMM plug	5906A	5907A	CAT III 1000V*

*per IEC61010-2-031



- Modular test probes sets contain one set of modular probes and test leads in one package.
- Silicone insulated 4ft (1.2m) leads fit most meters from Fluke, Meterman, HP (Agilent), Amprobe, Keithley, Greenlee and others.

SMD Micro Tip/Test Probe

Model#	Color
5144-48-0	Black
5144-48-2	Red
6235	Set of two: Black, Red



The probe microtip is specially designed to probe SMD contacts. It features a stainless steel needle tip that is flexible to help prevent damage to SMD lands. The tip is curved to aid in probing hard to reach areas.

Ratings: For CE compliance and for personal safety, do not hold in hand when voltages exceed 33 Vrms/70 Vdc. Maximum voltage for hands free use: 1200 Vrms Max. Do not use on circuits where transient stresses can exceed the rated voltage.

BNC Shielded Test Probe Kit

Model# 5292-48



Shield extends to within 1.5in (3.8cm) of probe tip. Compatible with DMM banana plug inputs when using Pomona 1269 BNC to double banana plug adapter. Alligator or Minigrabber test clip can be quickly threaded onto ground lead. Stainless steel dog leg tip excellent for SMD probing. Kit includes: Shielded test probe, Minigator with 6-32 thread for ground lead and insulated flex boot for Minigator, Minigrabber test clip with 6-32 thread for ground lead, Dog leg probe tip.

Ratings: For CE compliance and for personal safety, do not hold in hand when voltages exceed 33 Vrms/70 Vdc. Maximum voltage for hands free use: 500 Vrms Max. Do not use on circuits where transient stresses can exceed the rated voltage.

Maxigrabber® Test Clip Set with Pincer

Model# 5910B



Includes set of 2, one red and one black.

Pincer Opening: 0.080in (2.03mm) dia. test point.

Rating: Overvoltage CAT III, 1000V, 10A per IEC61010-2-031.

Maxigrabber® Test Clip Set with Hook

Model# 5911B



Includes set of 2, one red and one black.


Hook Fits Test Points to: 0.060in (1.52mm) diameter.

Hook Opens to: 0.25in (6.5mm).

Rating: Overvoltage CAT III, 1000V, 10A per IEC61010-2-031.

Maxigrabber® Test Clip Set with Jaws

Model# 5912B



Includes set of 2, one red and one black.

Jaw Opening: 0.50in (12.70mm) dia.

Rating: Overvoltage CAT III, 1000V, 10A per IEC61010-2-0312.

Insulation Piercing Maxigrabber® Test Clip Set

Model# 5913




Includes set of 2, one red and one black.

Pierces insulation to make connection on wire up to 0.144in (3.66mm) diameter.

Rating: Overvoltage per IEC61010-2-031 CAT III, 1000V, 5A.

Insulation Piercing Clip Sets

Model#	Features	Colors
6405	Attach to test leads 4in (10.2cm) long	Set of red/black
6413	Attach to 0.080in (2.03mm) probe tip(10.2cm) long	Set of red/black
6580-12	12in (304.8mm) long	-0 blk, -2 red
6580-24	24in (609.6mm)	-0 blk, -2 red



- Double V block centers wire
- Set of 2, (red and black jacks)
- Bright yellow for easy location
- Attach to test leads

Large Alligator Clip Set

Model#	Color
6041B	Set of 2: Black, Red
6042B-*	1 Clip



Fits on any DMM or banana plug test lead.


Rating: IEC61010-2-031 CAT III 1000V 20A.

Jaw Opening: 1.0in (25.40mm).

*For singles, order: -0 Black, -2 Red.

Industrial Alligator Clip Set

Model# 5914



Fits on any DMM or banana plug test lead.

Rating: IEC61010-2-031 CAT III 600V 10A.

Jaw Opening: to 1.0in (25.40mm).

*Std. Colors: -0 Black, -2 Red.

Medium Alligator Clip Set



Model#	Color
5916A	Set of 2: Black, Red
5787A-*	1 Clip

Fits on any DMM or banana plug test lead.
 Rating: IEC61010-2-031 CAT II 300V 5A.
Jaw Opening: to 0.30in. (7.62mm).
***For singles, order:** -0 Black, -2 Red.

Test Lead Couplers



Model#	6252
--------	------

Banana plug splice.
 Maintains overvoltage rating up to CAT III 1000V per IEC61010-2-031.
 Use with any Pomona DMM test leads, even 0.16in (4mm plugs).


Test Probe Tip Adapters



Model#	6264-*
--------	--------

Alligator Clip.
 Attach to probe tip.
 Rating: IEC61010-2-031 CAT II. 300V. 5A
 Works with comfort-grip style and modular electrical probes.
***Std. Colors:** -0 Black, -2 Red.

Test Probe Tip Adapters



Model#	Application
6262-*	fits comfort-grip style and modular probes 6232A and 6479
5682-*	fits modular probe 5689A

Extended Fine Point.
 Insulated probe for hard to reach test points.
 Maximum 3A.
Std. Colors: -02 1 ea. Black, Red.

Alligator Clip with Boot for 0.166in (4mm) Sheathed Banana Plug



Model#	Fits Sheathed Banana
6573A*	0.16in (4mm)

Clip plugs onto 0.16in (4mm) sheathed banana plug, as on Pomona model 5907A test leads.
Jaw opening: 0.30in (7.6mm) max.
Materials: Alligator clip: nickel-plated steel, Boot: Santoprene rubber.
Length: 2.91in (73.9mm).
Rating: 1000V CAT III per IEC61010-2-031, 10A, -13 to 176°F (-25 to 80°C).
***Std. Colors:** -0 Black, -2 Red, -02 two alligator clips, 1 Black, 1 Red.

Insulated Spade Lug Adapters



Model#	Color
6203	Set of 2: Black, Red
1614A-*	1 Clip

Connect banana plug patch cords to binding posts.
 Fits screws or binding posts from #10: 0.32in to 0.25in (8.13mm to 6.35mm).
 Compatible with any Pomona banana jack shrouded or unshrouded
***For singles, order:** -0 Black, -2 Red.

Test Probe Tip Adapters



Model#	Application
6263-*	fits comfort-grip style and modular probes 6232A and 6479

IC Probe Tip.
 Attach to 0.08in (2mm) probe tips.
 Rating: IEC61010 CAT II, 300V, 5A.
***Std. Colors:** -0 Black, -2 Red.

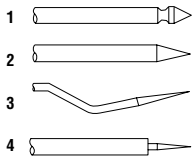
AC Voltage Detector and Flashlight



Model#	7290
--------	------

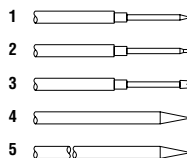
AC Voltage Detector – Detects voltages from 40 Vac to 300 Vac from 1 to 15 inches away from the source. Flashlight feature includes ultra-bright white LED with 100,000 hour bulb. Offers long battery life with standard alkaline AAA battery. No lithium battery needed.

0.08in (2.03mm) Replacement Probe Tips



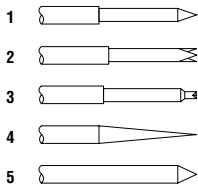
Model#	Item	Features
5133	3	SMD Microtip™ stainless-steel tip
6364	Full set	Set of all tips
	1(4ea)	Nickel-plated standard tip
	2(2ea)	Stainless-steel sharp point
	3(2ea)	SMD Microtip™ stainless-steel tip
	4(2ea)	Sharp needle-point stainless-steel

0.04in (1.01mm) Replacement Probe Tips



Model#	Item	Features
6212	3	Quad-point gold-plated pogo pin
6354	Full set	Set of all tips
	1	Sharp gold-plated
	2	Triple-point gold-plated pogo pin
	3	Quad-point gold-plated pogo pin
	4	Sharp stainless-steel
	5	3in (76.2mm) long extended.

0.06in (1.52mm) Replacement Probe Tips




Model#	Item	Features
6475	Full set	Set of all tips
	1	Sharp gold-plated plunger tip
	2	Triple-point gold-plated pogo pin
	3	Gold-plated micro tip pogo
	4	Stainless-steel sharp-point
	5	Standard brass

SMD Test Tweezer Products

Model#	Features	Ratings
5143-K-48	Stacking Banana Plug	30 Vac/ 70 Vdc, 3A
5142-K-48	BNC Male	30 Vac/ 70 Vdc, 3A
5678-K-48	Right-Angle DMM Plug	30 Vac/ 70 Vdc, 3A

Length: 48in (1.22m)



5143



5142



5678

RF Detector Test Probes

Model#	Turn-On Voltage (mV)	Bandwidth (MHz)	Input Capacitance (pF)	Peak AC Input (V)	DC Isolation Incl. Peak AC (V)
6106	350	1MHz-1GHz ± 1.5 dB	6	30	100



Displays RF voltages on multimeter.
 Manufactured with high reliability SMD components.
 Slim-line probes will show AC voltages with sine wave shapes between 500 Hz and 1 GHz.
 Display will show 1 VDC for 1 VRMS of the sine wave signal.
 Comes complete with ground lead, sprung hook, BNC adapter and extra tip.
 Works best on multimeters with 10MΩ input impedance.
Cable Length: 4ft (1.2m).

Create Your Own Test Leads for Your Own Specific Needs with the Following:

Test Lead Wire with Silicone or PVC Insulation



Model#	Insulation Type	Length
6733-*	Silicone	50ft (15.2m)
6734-*	PVC	50ft (15.2m)

- 50ft (15.2m) of unterminated 18 AWG test lead wire 50ft (15.2m lengths only.)
- Choose from heat-resistant silicone or PVC insulation.
- Very flexible with 65 strands of 36 AWG tinned copper conductor.
- Create your own test leads with the adapters shown below.
- Wide temperature range of -58 to 302°F (-50 to 150°C) with PVC insulation.
- *Std. Colors: -0 Black, -2 Red.

See pages 30-31 for more do-it-yourself plugs.

Do-It-Yourself 4mm Right Angle Banana Plug



Model# 6729

Build your own safety leads with do-it-yourself safety-sheathed 4mm right-angle banana plug.

Material: Contacts: nickel-plated brass; **Insulation:** lucel acetal polymer.

Rating: IEC61010 1000V Category III**, 20A, 14 to 131°F (-10 to +55°C).

*Std. Colors: -0 Black, -2 Red.

** When plug is correctly assembled and terminated.

Do-It-Yourself 4mm Stackable Banana Plug



Model# 6721

Build your own safety stacking leads with do-it-yourself safety-sheathed 4mm stackable banana plugs.


Material: Contacts: nickel-plated brass; **Insulation:** lucel acetal polymer.

Rating: IEC61010 1000V Category III**, 20A, 14 to 131°F (-10 to +55°C).

*Std. Colors: -0 Black, -2 Red.

** When plug is correctly assembled and terminated.

Do-It-Yourself In-Line Sheathed (4mm) Banana Plug and Jack



- Safety-rated plugs and jacks for use with any wire from 22 to 18 AWG with flexible insulation.
- Plugs fit most sheathed DMM jacks and DMM test leads to make up your own banana plug or jack test lead or jumper.

See mating panel jacks (6387 on page 33).

Material: Banana Plug/Jack: brass; **Spring:** heat treated beryllium copper; **Insulation:** Santoprene®.

Model #	
6383-*	Plug
6383-02	
6384-*	Jack
6384-02	

Attaches to wire by crimp or soldering.

Rating: IEC61010 CAT II 300V, 15A, +275°F (+135°C) max.

*Std. Colors: -0 Black, -2 Red, -02 Black and Red (2 per pkg).

*Sold in pkgs of 10.

Kelvin Probes



Model# 6303

For 4-wire and 2-wire measurements.

Patented design for high precision rapid testing.

Gold-plated for accuracy.

Easily move from one test point to another for rapid readings.

For use with 4-wire Kelvin meters such as Agilent 34401A, and 3458A.

Rating: For CE compliance and for personal safety, do not hold in hand when voltages exceed 33 Vrms/ 70 Vdc.

Length: 48in (122cm)

Kelvin Lead Set with Kelvin Clips



Model# 6730

• Gold-plated Kelvin clip jaws allow 4-wire resistive measurements.

• Silicone insulated 3.3ft (1m) test lead.

• Safety sheathed straight DMM plugs for convenient bench use.

• Clips firmly grip test points for low-loss connection.

Rating: CAT III 1000 V.

Kelvin Clip Set



Model# 5940

Two gold-plated clips connect to test points for 4-wire resistive measurement.

Clips open to 0.25in (6.35mm) maximum.

Gold-plated plugs and clips.

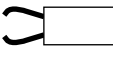
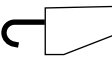
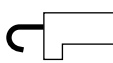
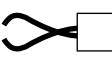



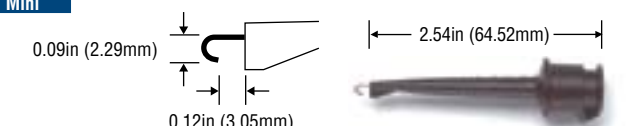
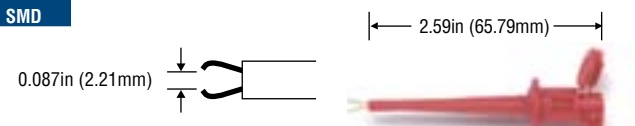
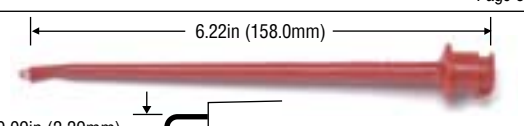

Rating: For CE compliance and for personal safety, do not hold in hand when voltages exceed 33 Vrms/70 Vdc.

Overall Length: 26.5in (67.3cm).

*see rating message at start of section.

*Color Code: -0 Black, -1 Brown, -2 Red, -3 Orange, -4 Yellow, -5 Green, -6 Blue, -7 Violet, -8 Gray, -9 White

Pomona Electronics' Grabber® Test Clips connect rapidly to component test leads, terminals and IC leads. Specially designed tips slide easily onto wire-wrap terminals. And do-it-yourself Grabber test clips can be assembled quickly and easily by the user.

 <p>Minipincer SMD Grabber Page 69</p>	 <p>Minigrabber Page 68</p>
 <p>Micrograbber Page 68</p>	 <p>Rotating Micrograbber Page 69</p>
<p>SMD</p>  <p>0.016in - 0.02in (0.4mm - 0.5mm)</p> <p>Page 74</p>	
<p>Micro</p>  <p>0.04in (1.02mm)</p> <p>1.71in (43.43mm)</p> <p>Page 69</p>	
<p>Micro</p>  <p>0.10in (2.54mm)</p> <p>1.71in (43.43mm)</p> <p>Page 69</p>	
<p>Mini</p>  <p>0.09in (2.29mm)</p> <p>0.12in (3.05mm)</p> <p>2.54in (64.52mm)</p> <p>Page 68</p>	
<p>SMD</p>  <p>0.087in (2.21mm)</p> <p>2.59in (65.79mm)</p> <p>Page 69</p>	
<p>Maxi</p>  <p>0.09in (2.29mm)</p> <p>6.22in (158.0mm)</p> <p>Page 69</p>	
<p>Maxi</p>  <p>0.14in (3.56mm)</p> <p>6.22in (158.0mm)</p> <p>Page 69</p>	

Minigrabber® Test Clip with Banana Jack



Model# 4723-*

Banana Jack built into plunger.

Overall Length: 2.54in (64.52mm).

Rating: Maximum voltage for *hands free use*. 300V, 5A, 216°F (+102°C) max.

*Std Colors: -0 Black, -2 Red.

Do-It-Yourself Minigrabber® Test Clips



Model#	Max. Wire Dia.	Temperature
3925-*	0.090in (2.29mm)	216°F (102°C)
4555-*	0.144in (3.55mm)	300°F (149°C)

Overall Length: 2.54in (64.52).

Rating: Maximum voltage for *hands free use*. 300V, 5A, 302°F (+150°C) max.*

Std Colors: -0 Black, -2 Red.

Model#	Features
4176-02	Kit contains 2 pcs. of 3925, one black/one red
5522	Kit contains 10 pcs. of 3925, one of each color

Minigrabber® Test Clip with Pin Tip Jack



Model# 4826-*

A pin jack is built right into the plunger, allowing this test clip to be attached directly to the end of a pin tip patch cord. It can also be used as an adapter for test probes with 0.080in (2.03mm) tips.

Overall Length: 2.54in (64.52).

Rating: Maximum voltage for *hands free use*. 300V, 5A, 216°F (+102°C) max..

*Std Colors: -0 Black, -2 Red.

Oscilloscope Probe Tip Adapters



6443

Model#	Probe Type
6443	Monolithic Series
6553	Modular Series

- Adapter attaches directly to the oscilloscope probe tip.
- Designed for use with Micro SMD Grabber Test Clips.



6553

*Color Code: -0 Black, -1 Brown, -2 Red, -3 Orange, -4 Yellow, 5 Green, -6 Blue, -7 Violet, -8 Gray, -9 White

SMD Grabber® Test Clip with 0.025in (0.635mm) Square Pin

Model#	Features
5360	Sold Individually

Pincer type contact designed for testing 0.05in (1.25mm) lead pitches such as SOJ, SOIC and PLCC surface mounted packages.

0.15in (3.81mm) sq. access hole leads to 0.025in (0.635mm) sq. pin.

Overall Length: 1.73in (43.94mm).

Rating: Maximum voltage for *hands free use*: 150V. 0.5A, 216°F (+102°C) max.

***Std Colors:** -0 Black, -2 Red.

0.025in (0.635mm) Square Pin Patch Cords available, see page 47.



Do-It-Yourself Maxigrabber® Test Clips

Model#	Max. Wire Dia.
4225-*	0.090in (2.29mm)
4565-*	0.144in (3.66mm)



Fits entry holes as small as 0.25in (6.35mm) dia.

Overall Length: 6.00in (152.4mm).

Rating: Maximum voltage for *hands free use*: 300V, 5A, +216°F (+102°C) max.

***Std Colors:** -0 Black, -2 Red.

For hook dimensions see page 68.

Do-It-Yourself SMD Grabber® Test Clips

Model#	Features
5520	Kit containing 10 pcs of 5243 one of each color

Pincer type contact designed for testing 0.05in (1.27mm) lead pitches such as SOJ, SOIC and PLCC surface mounted packages.

Overall Length: 1.71in (43.43mm).

Wire Opening: 0.09in (2.29mm) dia. max.

Rating: Maximum voltage for *hands free use*: 150V. 0.5A, 216°F (+102°C) max.

Colors: -0 Black, -2 Red, -4 Yellow, -5 Green, -9 White.



Do-It-Yourself Flexible Maxigrabber® Test Clips

Model#
5830-*



Rotating pincer type contact for easier access. Standard banana jack and screw for direct wire termination.

Overall Length: 6.22in (157.9mm).

Rating: Maximum voltage for *hands free use*: 250V.

***Std Colors:** -0 Black, -2 Red.

For pincer dimensions see page 68.

Do-It-Yourself Micrograbber® Test Clips

Model#	Features
4233-*	-0 Black, -2 Red, -5 Green, -9 White

Overall Length: 1.71in (43.43mm).

Material: Gold plated brass

Rating: 150V, 3A, +216°F (+102°C) max.

For hook dimensions see page 68.



Insulated Minigator Test Clip to Pin Tip Jack

Model#
3491-*



Jaw Opening: Alligator clip has 0.187in (4.75mm) max.

Overall Length: 2.05in (52.07mm).

Rating: Maximum voltage for *hands free use*: 45V. 5A, 122°F (+50°C) max.

***Std Colors:** -0 Black, -2 Red.

Micrograbber® Test Clip with 0.025in (0.635mm) Square Pin

Model#	Features
4521*	Sold individually

***Std Colors:** -0 Black, -2 Red.



Do-It-Yourself Minipincer® Test Clip

Model#
5418-*



Pincer type contact.

Overall Length: 2.59in (65.79mm).

Rating: Maximum voltage for *hands free use*: 300V. 5A, 176°F (+80°C) max.

***Std Colors:** -0 Black, -2 Red

For pincer dimensions see page 68.

Medium Alligator Clip Set



Model#	Features
5916A	Set of 2 Clips Black and Red

Insulated clip with sheathed 0.16in (4mm) receptacle accepts flexible lead sets 5907A, 5908A, 5909A (p. 64).

Jaw Opening: 0.30in (7.62mm) max.

Overall Length: 2.25in (57.15mm).

Rating: Conforms to IEC61010-2-031, Overvoltage Cat II, 300V, 5A max.

Large Alligator Clip Set



Model#	Features
6041B	Set of 2 Clips Black and Red
6042B-*	1 Clip

Insulated clip with sheathed 0.16in (4mm) receptacle accepts flexible lead sets 5907A, 5908A and 5909A (p. 64).

Jaw Opening: 1.0in (25.40mm) max.

Overall Length: 3.5in (88.90mm).

Rating: Conforms to IEC61010-2-031, Overvoltage Cat III, 1000V, 20A max.

*Std. Colors: -0 Black, -2 Red.

Miniature Alligator Test Clip with 2mm Banana Jack



5788-*

Jaw Opening: 0.24in (6.10mm) max. .

Overall Length: 1.57".

Rating: 45V, +80°C (+176°F) max.

*Std. Colors: -0 Black, -2 Red.

Sold in pkgs of 10 per color.

Alligator Clip with Boot for 0.166in (4mm) Sheathed Banana Plug



Model#	Fits Sheathed Banana
6573A*	0.16in (4mm)

Clip plugs onto 0.16in (4mm) sheathed banana plug, as on Pomona model 5907A test leads.

Jaw opening: 0.30in (7.6mm) max.

Materials: Alligator clip: nickel-plated steel, Boot: Santoprene rubber.

Length: 2.91in (73.9mm).

Rating: 1000V CAT III per IEC61010-2-031, 10A, -13 to 176°F (-25 to 80°C).

*Std. Colors: -0 Black, -2 Red, -02 two alligator clips, 1 Black, 1 Red.

Mini-alligator Clip with 2mm Jack



Model#	Color
72924-0	Black
72924-2	Red

Rating: 600V Cat II, 10A.

Alligator Test Clip to Banana Jack, with Insulator, Solderable



Model#	Plating	Features
3289-*	Gold	1 clip and insulator/pkg.
2240-*	Nickel	10 clips and insulators/pkg.
6567	Nickel	10 clips w/o insulators/pkg.

Jaw Opening: Alligator clip has 0.30in (7.62mm) max.

Overall Length: 2.16in (54.86mm).

Rating: Maximum voltage for *hands free use*: 150V. 5A, 122°F (+50°C) max.

*Std Colors: -0 Black, -2 Red.

Sold unassembled.

Alligator Test Clip to Pin Tip Jack with Insulator



Model# 1437-*

Jaw Opening: Alligator clip has 0.30in (7.62mm) max.

Accepts 0.08in (2.03mm) dia. pin.

Overall Length: 2.16in (54.86mm).

Rating: Maximum voltage for *hands free use*: 150V. 5A, 122°F (+50°C) max.

*Std. Colors: -0 Black, -2 Red.

Sold in pkgs of 10 per color.

(Sold unassembled) 10 clips and 10 insulators per pkg.

SMD/Micro Format Test

Components and circuit boards are getting smaller and smaller. Pomona makes your job easier by providing clips and leads designed for micro-test, including a variety of 2mm connectors for use in tight spaces. From clips designed for chip pitches down to 0.008" (0.2 mm), to patch cords, and even complete SMD test kits, Pomona has the connection you need.

SMD Multi-Use Test Kit



Model# 72928


SMD test kit designed for multiple small format test applications.

Kit includes:

1. 72902-0 Micro SMD Grabber Test Clips, (Black)
2. 72902-2 Micro SMD Grabber Test Clips, (Red)
3. 72906-0 Mini SMD Grabber Test Clips, (Black)
4. 72906-2 Mini SMD Grabber Test Clips, (Red)
5. 72905-0 Clip lead for Micro SMD Grabber - 0.8mm female/4 mm female, (Black)
6. 72905-2 Clip lead for Micro SMD Grabber - 0.8mm female/4 mm female, (Red)
7. 5908A Bench-top DMM Modular Test leads
8. 72920-39-0 Multi-stacking 2mm safety sheathed patch cords, PVC, 100mm (39in), (Black)
9. 72920-39-2 Multi-stacking 2mm safety sheathed patch cords, PVC, 100mm (39in), (Red)
10. 72923-0 SMD test probe with sharp, spring mounted tip, 2mm jack, (Black)
11. 72923-2 SMD test probe with sharp, spring mounted tip, 2mm jack, (Red)
12. 72917-0 4mm banana plug to 2mm sheathed banana jack adapter, (Black)
13. 72917-2 4mm banana plug to 2mm sheathed banana jack adapter, (Red)
14. 72924-0 Mini-alligator clip with 2mm jack, (Black)
15. 72924-2 Mini-alligator clip with 2mm jack, (Red)

Large Folding Test Kit Pouch

SMD High Density Circuit Test Kit



Model# 72935

SMD test kit designed for probing high density circuits.

Kit includes: 2 DMM leads with 4mm plugs, 2 test probes with spring-loaded tips, 6 micro SMD grabbers (72902), 6 adapter leads 0.8mm female to 0.4mm jack, 2 mini SMD grabbers with 4mm connectors, 2 holding rods (72903).

Micro SMD Grabber Test Clips Kit

Model#	Includes
72902	12 clips, 12 leads, 6 rods

Kit of 12 Micro SMD Grabbers in 6 colors. Grabbers are designed for easy attachment to SMD chips with pitches down to 0.008" (0.20 mm). Thin yet durable design permits attachment with close spacing in tight areas. Insulated tip minimizes shorting on adjacent pins. Gold plating for low resistance connections. Kit also includes 6 holding rods to reinforce connection positions during side-by-side measurements (order Model# 72903). In addition, kit includes 12 micro leads with 0.8mm female / 0.8mm male connectors.



Micro SMD Grabber Test Clips

Model#	Color
72902-0	Singles - Black
72902-2	Singles - Red



Designed for easy attachment to SMD chips with pitches down to 0.008" (0.20 mm). Thin yet durable design permits attachment with close spacing in tight spaces. Insulated tip minimizes shorting on adjacent pins. Gold plating for low resistance connections. Holding rods available to reinforce connection positions during side-by-side measurements (order Pomona model number 72903). Order Pomona model number 72905-0 for clip lead for Micro SMD Grabber - 0.8mm female/4 mm female (black) or 72905-2 (red) for easy attachment to standard test leads. 72902 includes one black and one red clip. (Black).

Holding Rods for Micro SMD Clips

Model#	72903
--------	-------

Holding rods reinforce 72902 connection positions during side-by-side measurements. (10/pkg).



Clip lead for Micro SMD Grabber 0.8mm/2mm

Model#	Color
72904-0	Black
72904-2	Red



Clip lead for easy attachment of Micro SMD Grabber to test leads with 2mm plugs. 0.8mm female/2 mm female.

Clip lead for Micro SMD Grabber 0.8mm/4mm

Model#	Color
72905-0	Black
72905-2	Red



Clip lead for easy attachment of Micro SMD Grabber (Pomona 72902) or Mini SMD Grabber (Pomona 72906) to standard test leads. 0.8mm female/4 mm female.

Mini SMD Grabber Test Clips

Model#	Color
72906-0	Black
72906-2	Red



Designed for easy attachment to SMD chips with pitches down to 0.032" (0.80 mm). Insulated shaft can be bent up to 36 degrees for versatile attachment in awkward locations or close proximity to other clips. Rotating jaws increase versatility in connection and stacking. Thin (3mm) profile allows close placement to adjacent clips. Compatible with leads with Ø0.8 mm female connectors. Order Pomona model number 72905-0 for clip lead for SMD Mini Grabber - 0.8mm female/4 mm female (black) or 72905-2 (red) for easy attachment to standard test leads.

Mini SMD Grabber Test Clip with Lead and 2mm Jack

Model#	Color
72907-20-0	Black
72907-20-2	Red



Mini SMD Grabber Test Clip (Pomona 72906) with 20 inch (50cm) lead and 2mm Jack.



Mini SMD Grabber Test Clip with Lead and 4mm Jack



Model#	Color
72929-20-0	Black
72929-20-2	Red

Mini SMD Grabber Test Clip (Pomona 72906) with 20 inch(50cm) lead and 4mm Jack for easy attachment to DMM leads.

Do-it-yourself 2mm Stackable Safety Sheathed Plug



Model#	Color
72925-0	Black
72925-2	Red

Rating: 600V Cat II 10A.

SMD Test Probe with Sharp, Spring Mounted Tip



Model#	Color
72923-0	Black
72923-2	Red

SMD test probe with sharp, spring mounted tip and 2mm jack. Provides ultra-fine control for probing high density SMD circuits. Very fine 0.03in (0.7mm) diameter stainless steel tip is spring-mounted for controlled pressure. Removable, clear IC insulator cap prevents shorting of adjacent IC loges. Sheathed 2mm receptacle adapts to 2mm test leads and adapters.

Rating: 600V Cat III, 1A.

Mini-alligator Clip with 2mm Jack



Model#	Color
72924-0	Black
72924-2	Red

Rating: 600V Cat II, 10A.

Multi-stacking 2mm Safety Sheathed Patch Cords



Model#	Length	Color
72920-20-0	20in (50cm)	Black
72920-20-2	20in (50cm)	Red
72920-39-0	39in (100cm)	Black
72920-39-2	39in (100cm)	Red

Multi-stacking 2mm safety sheathed male/male patch cords, PVC.

Rating: 600V Cat II, 10A Max.

2mm Safety Sheathed Patch Cords



Model#	Length	Color
72919-20-0	20in (50cm)	Black
72919-20-2	20in (50cm)	Red
72919-39-0	39in (100cm)	Black
72919-39-2	39in (100cm)	Red

2mm safety sheathed male/male patch cords, PVC.

2mm/4mm Male-male Test Leads



Model#	Length	Color
72936-0	3.9in (99.1mm)	Black
72936-2	3.9in (99.1mm)	Red

4mm Safety Banana Jack to 2mm Banana Plug Adapter



Model#	Color
72914-02	One Black and One Red
72914-0	Black
72914-2	Red

Accepts 4mm safety-sheathed banana plugs. 10/pkg.

Rating: 33 Vac / 70 Vdc, 36A

2mm Sheathed Jack to 2mm Unsheathed Plug Adapter



Model#	Color
72915-0	Black
72915-2	Red

Accepts 2mm safety-sheathed banana plugs. 10/pkg.

Rating: 33 Vac / 70 Vdc, 10A.

4mm Banana Jack to 2mm Banana Jack Adapter



Model#	Color
72916-0	Black
72916-2	Red

Accepts 2mm and 4mm safety-sheathed banana plugs. 10/pkg.

Rating: 33 Vac / 70 Vdc, 10A.

4mm Banana Plug to 2mm Sheathed Banana Jack Adapter



Model#	Color
72917-0	Black
72917-2	Red

Accepts 2mm safety-sheathed banana plugs. 10/pkg.

Rating: 33 Vac / 70 Vdc, 10A.

2mm Safety Sheathed Jacks



Model#	Color
72921-0	Black
72921-2	Red

2mm safety sheathed jack with 1.9mm wire wrap connecting pin.

Materials: Contacts: Nickel plated brass. Insulation: Polyamide.

Rating: 600V Cat II, 10A.

2mm Safety Sheathed Jack with Solder Tab



Model#	Color
72922-0	Black
72922-2	Red

Materials: Contacts: Nickel plated brass. Insulation: Polyamide.

Rating: 600V Cat II, 10A.

Micro SMD Grabber® Test Clip for 0.05 to 0.01in (1.25 to 0.2 mm) Lead Pitch

Model#	Profile Height	Lead Pitch	Tip	Qty	Colors
6442	0.28in (7mm) low	0.05 -0.01in (1.25 -0.3mm)	Long	10	10
6351	0.55in 14mm	0.03 -0.01in (0.85 -0.2mm)	Long	10	2
6352	0.55in 14mm	0.05 -0.01in (1.25 -0.3mm)	Long	10	2
6353	0.55in 14mm	0.05 -0.01in (1.25 -0.3mm)	Short	10	2



• Use with PQFP, SOIC, TSOP and SSOP packages with lead pitches down to 0.01 to 0.02in (0.2 to 0.5 mm).

• Thin body allows an unlimited number of clips to be stacked side by side.

• Maximum frequency is 100MHz.

Rating: For CE compliance and personal safety, do not hold in hand when voltages exceed 33 Vrms/70 Vdc. Maximum voltage for hands free use: 70 Vrms Max.

Supplied with female to male flying leads.

Rotating Micrograbber® Test Clip with Two 0.025in (0.635mm) Square Pins

Model#	Features
5790-*	Sold individually



Use when testing IC leads at 0.05in (1.25mm) pitch or in other tight situations. Pincers rotate for ease of access.

Overall Length: 2.12in (53.85mm)

Rating: 33 Vrms / 70 Vdc

*Std Colors: -0 Black, -2 Red.

Micro SMD Grabber® Test Clip for 0.05 to 0.02in (1.25 to 0.5 mm) Lead Pitch

Model# 6490-*



• Use with PQFP & SOIC packages with 0.02in (0.5mm) lead pitch or greater.

• Pincers and 0.03in (0.76mm) pin plug are directly connected; no sliding parts.

• Pincers are stationary. Housing moves to close tips together.

• Device under test must be inactive when connecting pincers.

Rating: For CE compliance and personal safety, do not hold in hand when voltages exceed 33 Vrms/70 Vdc. Maximum voltage for hands free use: 70 Vrms Max.

*Std Colors: -0 Black, -2 Red.

Oscilloscope Probes and Accessories

Pomona's oscilloscope probes give you the full range you need. Designed, rated, and specified to match the bandwidth of your instrument, they provide you with full voltage read-out over the entire rated bandwidth of each probe.



Replacement Passive Oscilloscope Probes

These general purpose monolithic passive voltage probes feature high performance for greater test flexibility. Complete accessory kit included.

See selection guide below.

Monolithic Passive Oscilloscope Probes

Model#	Probe Ratio	Maximum Input Voltage CAT I ¹	System Bandwidth MHz (-3 dB)	System Rise-time (ns)	Probe Input Resistance (M Ω)	Probe Input Capacitance (pF)	Compensation ² Range (pF)	Readout Actuator ³	Cable Length
4550B	1:1	300 ² 300	Up to 15 ³ 100	< 23.33 ³ < 3.50	1 10	< 64 + O-Scope < 10.5	NA 10 - 60	No	4ft (1.2m)
5795A	10:1 10:1	300	100	< 3.50	10	< 9.5	10 - 60	No	4ft (1.2m)
5800A	1:1	300 ²	Up to 30 ³	< 11.66 ³	1	< 57 + O-Scope	NA	No	4ft (1.2m)
5803A	10:1	300	200	< 1.75	10	< 10	10 - 60	No	4ft (1.2m)
5806A	1:1 10:1	300 ² 300	Up to 20 ³ 200	< 17.5 ³ < 1.75	1 10	< 77 + O-Scope < 11.5	NA 10 - 60	No	4ft (1.2m)
5809A	10:1	300	300	< 1.17	10	< 17	10 - 60	No	4ft (1.2m)
5812A	10:1	300	300	< 1.17	10	< 17	10 - 60	Yes	4ft (1.2m)
5827A	100:1	300	200	< 1.75	10	< 5.5	15 - 50	No	6.6ft (2.0m)
6049A	10:1	300	150	< 2.33	10	< 10.5	10 - 30	No	4ft (1.2m)
6069A	10:1	300	250	< 1.40	10	< 10	10 - 30	No	4ft (1.2m)
6101A	10:1	300	150	< 2.33	10	< 10.5	10 - 30	Yes	4ft (1.2m)
6102A	10:1	300	250	< 1.40	10	< 10	10 - 30	Yes	4ft (1.2m)
6265	10:1	300	60	< 5.83	10	< 10.5	10 - 60	No	4ft (1.2m)
6266	1:1 10:1	300 ² 300	Up to 20 ³ 60	< 17.5 ³ < 5.83	1 10	< 65 + O-Scope < 11	NA 10 - 60	No	4ft (1.2m)
SP150B	1:1 10:1	300 ² 300	Up to 15 ³ 150	< 23.33 ³ < 3.33	1 10	< 50+ O-Scope < 15	NA 10 - 60	No	4ft (1.2m)

Replacement Accessory Kit: 6267

Kit includes:
Retractable Hook Tip
BNC Adapter
IC Adapter
Insulating Tip
Trimmer Tool
6in (0.15m) Ground Lead with Alligator Clip

Oscilloscope Probe Tip Adapter Model# 6443

This adapter provides an easy, fast, and reliable way to connect your oscilloscope probe to IC test adapters, test clips and grabbers using 0.025in (0.635mm) connection pins.

Pomona adapters with 0.025in (0.635mm) pins

5360	6353	All "IC" test clips
5790	6490	
6351	6442	
6352		

1 **Rating:** All probes are rated 300V (DC + Peak AC), CAT I, per IEC61010-2-031. Maximum voltage allowed on the LO connection including shell and housing must not exceed 30V.
2 Maximum input voltages are dependent on the oscilloscope input characteristics; take the lesser of the two specifications.

3 Dependent upon oscilloscope input characteristics.
4 Any oscilloscope that uses the Tektronix® style range actuator.
5 For oscilloscopes with 1 M Ω input resistance.

Modular Passive Oscilloscope Probes



Featuring a new, compact, ergonomically designed probe handle, these modular general purpose passive voltage probes are ideal for use with a wide variety of oscilloscopes. They also feature a spring-loaded, pogo-pin replaceable tip. The fine tip probes are perfectly suited for probing high-density chip leads with less than 0.060in (1.52mm) spacing. Modular in design, the probe handle is capable of receiving a variety of spring-loaded and fixed tips, providing greater testing versatility. An affordable, versatile probe for many uses.

Probe sets includes the probe, BNC adapter, ground blade, 8.7in (22cm) ground lead, IC tip adapters with 0.8mm to 1.27mm pitch, insulating tip, protection cap, solid tip, spring tip, sprung hook, trimmer tool, 2 footer positioner, and complete set of instructions and specifications.



Model#	Probe Ratio	Maximum Input Voltage CAT II ¹	System Bandwidth MHz (-3dB)	System RiseTime (ns)	Probe Input Resistance (MΩ)	Probe Input Capacitance (pF)	Compensation Range (pF)	Readout Actuator ²	Cable Length
6491	1:1	55 V	60	< 12	1	< 39.5	NA	NA	4ft (1.2m)
6493	10:1	300 V	60	< 2.4	10	< 12.5	15 - 40	No	4ft (1.2m)
6494	10:1	300 V	60	< 2.4	10	< 12.5	15 - 40	Yes	4ft (1.2m)
6495	10:1	300 V	100	< 1.4	10	< 13	10 - 35	No	4ft (1.2m)
6496	10:1	300 V	350	< 1	10	< 14.5	10 - 35	No	4ft (1.2m)
6497	10:1	300 V	350	< 1	10	< 14.5	10 - 35	Yes	4ft (1.2m)
6498	100:1	1000 V	500	< 0.9	50	< 7.5	10 - 50	No	6.6ft (2m)
6499	1:1	55 V	60	< 18	1	< 78	15 - 40	No	4ft (1.2m)
	10:1	300 V		< 2.4	10	< 13			
6500	1:1	55 V	100	< 12	1	< 80	10 - 35	No	4ft (1.2m)
	10:1	300 V		< 1.4	10	< 13			

Replacement Accessory Kit: 73040

- Kit includes:**
 Retractable Hook Tip
 BNC Adapter
 Insulating Tip
 Trimmer Tool
 8.7in (22cm) Ground Lead with Alligator Clip
 1 ea. Rigid Probe Tip
 1 ea. Spring Probe Tip

Oscilloscope Probe Tip Adapter Model# 6553



This adapter provides an easy, fast, and reliable way to connect your oscilloscope probe to IC test adapters, test clips and grabbers using 0.025in (0.635mm) connection pins.

Pomona adapters with 0.025in (0.635mm) pins

- 5360 6353 All "IC" test clips
 5790 6490
 6351 6442
 6352



1 Rating: Per IEC61010-2-031. Maximum voltage allowed on the LO connection including shell and housing must not exceed 30V.

2 Any oscilloscope that uses the Tektronix® style range actuator

Microline Passive Oscilloscope Probes



Tips can be replaced with Pomona 0.60in (1.52mm) probe tips model number 6475, see page 66.

500 MHz X10 Passive Voltage Probe 4ft (1.2m) cable, 500V peak.

The perfect solution for accessing hard-to-reach test points, particularly fine pitch IC leads. The Microline Probe features a 500 MHz X10 passive voltage probe compactly designed for on-the-go field service or in the lab.

Pomona adapters with 0.025in (0.635mm) pins		
5360	6352	6442
5790	6353	All "IC" test clips
6351	6490	

Replacement Accessory Kit: 73040
Kit includes:
Retractable Hook Tip
BNC Adapter
Insulating Tip
Trimmer Tool
8.7in (22cm) Ground Lead with Alligator Clip
1 ea. Rigid Probe Tip
1 ea. Spring Probe Tip

Oscilloscope Probe Tip Adapter Model# 6553




This adapter provides an easy, fast, and reliable way to connect your oscilloscope probe to IC test adapters, test clips and grabbers using 0.025in (0.635mm) connection pins.

Model#	Probe Ratio	Maximum Input Voltage CAT I ¹	System Bandwidth MHz (-3 dB)	System Rise-time (ns)	Probe Input Resistance (M Ω)	Probe Input Capacitance (pF)	Compensation Range (pF)	Readout Actuator ²	Cable Length
6551	10: 1	300 V	500	< 0.70	10	< 11	7 - 25	Yes	4ft (1.2m)
6554	10: 1	300 V	500	< 0.70	10	< 11	7 - 25	No	4ft (1.2m)

1 Rating: Per IEC61010-2-031. Maximum voltage allowed on the LO connection including shell and housing must not exceed 30V.
 2 Any oscilloscope that uses the Tektronix® style range actuator

Insulated Oscilloscope Probes for Portable Applications



Features

- With a CAT II, 600 V (CAT III, 300 V) rating, these probes are perfect for use with portable oscilloscopes.
- And with a 500 MHz bandwidth, these probes provide plenty of headroom for those high frequency measurements.
- Fully Insulated.
- Meets IEC 61010-031.
- Ergonomic Design with Comfort Grip.

Accessories Included

- Push-On Hook Clip.
- Push-On Reference Contact.
- Reference lead with alligator clip for the connection to the 0.2 mm safety socket in the handle.

Model#	Probe Ratio	Maximum Input Voltage CAT II ¹	Bandwidth (MHz)	Input Resistance (MΩ)	Input Capacitance (pF)	Approximate Rise-time (ns)	Compensation Range (pF)	Cable Length
72940-*	10: 1	600 V	500	10	13	1	10 - 30	4ft (1.2m)
72941 (set)	10: 1	600 V	500	10	13	1	10 - 30	4ft (1.2m)
72942	See page 60							

1 Derated with frequency.
 2 For oscilloscopes with 1MΩ input resistance.

Active Differential Probe



Pomona **Model 6731** differential voltage probe allows users to safely make floating high voltage measurements while using general purpose oscilloscopes. Using a built-in differential amplifier, the floating signal is converted and scaled to a low-voltage signal referenced to earth ground. The probe can be used on circuits associated with electronic high-power converters, motor speed controls, switching mode power supplies, and other high voltage circuits requiring isolation.

Features include switchable attenuation, high impedance to ground for both positive and negative side of the balanced input, and maximum differential voltage up to 1000V. The probe input uses shrouded banana test probe tip. The output to the oscilloscope is made with a BNC cable with a safety insulated BNC male connector.


Included with the 6731:

Large Jaw Alligator clips (one red and one black).
Pin-Grabber Test Clips (one red and one black).
9V Alkaline Battery.

Optional:

Model 6732: Universal Power Adapter.

Input Characteristics	
Input Probe	Shrouded banana test probe
Input Cable Length	60in (1.5m)
Probe Ratio	20:1 / 200:1
Voltage to Ground	600V CAT III, 1000V CAT II
Maximum Input	1000 Vdc
Maximum Differential Input Voltage	1000 Vrms 1200V (DC + Peak AC)
Maximum Floating Voltage / Frequency	600V Category III /400 Hz (from shielding to ground)
Probe Input Resistance	5M Ω (input to shielding), 10M Ω (input to input)
Probe Input Capacitance	6 pF (input to shielding), 5 pF (input to input)
Operating Temperature	+32 to +122°F (0 to +50°C)
Output Characteristics	
Output Cable	BNC cable
Output Cable Length	20in (0.5m)
Output Voltage Range	\pm 6.5V (into 1MW)
Accuracy	\pm 2.5%
Bandwidth	DC to 20 MHz (-3 dB)
Risetime	17.5 ns
CMRR	20:1 @ 60Hz =>70dB 200:1 @ 60Hz => 80dB 20:1 @ 1MHz =>40 dB 200:1 @ 1 MHz =>50dB
Power	
9V Alkaline Battery	8 hours operation. 400 hours in standby. Unit goes into standby mode after 30 minutes (battery mode only).
Model 6732 Optional Universal Power Adapter	For continuous operation



Audio/Video/Broadcast

Whether setting up your own home theater or looking for connectors for that next broadcast event, Pomona audio/video/broadcast accessories get you connected reliably. From F connectors to phono jacks, look to Pomona for parts you can depend on.

High Definition 75 BNC Connectors



Model#	For Cable
6702A	RG59B/U, 20 AWG, Belden 1505A
6703A	RG6B/U, 18 AWG, Belden 1694A
6704A	RG59B/U, 23 AWG

Precision matched to Belden cable for digital and analog SDI/HDTV signals.


Performance: 3 GHz with VSWR of 1.15

Impedance: 75Ω.

BNC: *Shell:* precision machined tarnish resistant black nickel-plated brass; *Center Contact:* male: gold-plated brass (20 micro inches).

Dielectric: PTFE.

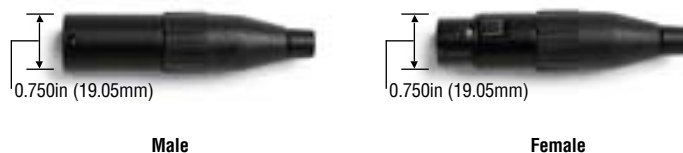
XLR Triple Binding Post



Model#	Type	RJ11
7288	(m)	•
7289	(f)	•
7286	(m)	–
7287	(f)	–

Adapter makes it easy to split out the signals from the three XLR audio conductors for access via 5-way binding posts. RJ11 jack also simplifies connection to phone for ring down tests of audio lines or for phone communications across audio cables. Includes three color-coded 5-way binding posts for high, low, and ground terminals. Cables can be connected to rugged binding posts via banana plug, spade lug, alligator clip, or simply fed into the through-hole or wrapped around the post.

XLR Straight Cable Connectors – Rugged



Model#	Type	Pins	Shell	IDC	Lbs of Pull
5110	(m)	3	Nickel		100
7273	(m)	3	Nickel	•	100
7274	(f)	3	Nickel	•	100
7275	(m)	3	Black Nickel	•	100
7276	(f)	3	Black Nickel	•	100

Passes the 100 pound stress test.

When connection failure is simply not an option, depend on Pomona XLR connectors. The patented XLR cable retention system can withstand up to 100 pounds (45.35 kg) of pull and up to 50,000 bends under stress. By securely capturing the cable, our system relieves strain from the solder joints between the cable and the connector, protecting your connections from workplace abuse. Silver plated contacts.

XLR Straight Cable Connectors — General Duty



5125A



5126A

Model#	Type	Pins	Shell	Contacts	Lbs of Pull
5125A	(f)	5	Nickel	Silver	45
5126A	(m)	5	Nickel	Silver	45
6850	(f)	3	Black Nickel	Gold	45
6851	(m)	3	Black Nickel	Gold	45
7093	(m)	4	Nickel	Silver	45
7094	(f)	4	Nickel	Silver	45
7283	(f)	3	Nickel	Silver	45
7284	(m)	3	Nickel	Silver	45

Streamlined profile with compact shell. Time saving assembly (3 parts). No set screws. Solderable.

XLR Plug to XLR Jack Low Noise Cable Assembly

Model#	Length
6869-180	4.6 m (15 ft)
6869-300	7.6 m (25 ft)



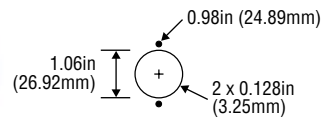
Low noise audio cable includes a 3-pin XLR male connector and a 3 contact XLR female connector.

Pull: 45.35 kg (100 lbs).

Material: *Shell:* tarnish resistant black nickel-plated brass; *Center Contact:* gold-plated brass.


Wall/Floor Mount Male XLR Receptacle

Model#	Pins
5117A	3



XLR/RCA Adapters

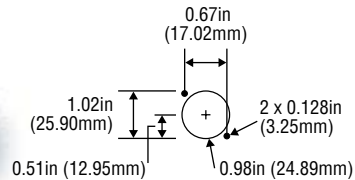
Model#	Type
7269	XLR (f)/RCA (m)
7270	XLR (m)/RCA (m)
7271	XLR (f)/RCA (f)
7272	XLR (m)/RCA (f)



Audio adapters offer 3 contact XLR to RCA (phono) conversion. Body is die cast zinc alloy with tarnish resistant nickel plating. Contacts are nickel-plated brass.

Wall/Floor Mount Female XLR Receptacle

Model#	Sockets
5113A	3



XLR Adapters

Model#	Type
6856	XLR (F)/XLR (F)
6857	XLR (M)/XLR (M)



Body is die cast zinc alloy with tarnish resistant nickel plating. Male pin contacts are nickel-plated brass. Female contacts are nickel-plated beryllium copper.

XLR Female 3-Pin Square Flanged Panel Receptacle, Horizontal PC Board

7111

3-pin XLR square panel mount receptacle for horizontal PC board mounting. Sturdy all metal one piece design. Housing is die-cast zinc alloy with tarnish resistant black nickel plating. Solder cup terminations. Front mountable.



XLR to 1/4 in Adapters

Model#	Type
6863	XLR (F) / 1/4 in Plug (stereo)
6864	XLR (M)/1/4 in Plug (stereo)



Adapters offers 3 contact XLR to 1/4 inch conversion. Sleek light weight design. XLR body is die cast zinc alloy with tarnish resistant nickel-plating. 1/4 inch plugs are nickel-plated machined brass. XLR contacts are nickel-plated brass.

XLR (F) 3-Pin Square Flanged Panel Receptacle

7115

3-pin XLR square panel mount female receptacle with sturdy all metal one piece design. Housing is die-cast zinc alloy with tarnish resistant black nickel plating and gold plated contacts. Solder cup terminations. Front mountable.



XLR Female Panel Receptacle, 3-Pin

5113A

3-pin XLR rectangular panel mount receptacle with sturdy all metal one piece design. Housing is die-cast zinc alloy with tarnish resistant nickel plating. Solder cup terminations. Front mountable.



XLR Male Panel Receptacle, 3-Pin

5117A

3-pin XLR rectangular panel mount male receptacle with sturdy all metal one piece design. Housing is die-cast zinc alloy with tarnish resistant nickel plating. Solder cup terminations. Front mountable.



XLR Female Panel Receptacle, 5-Pin

6854

5-pin XLR rectangular panel mount receptacle with sturdy all metal one piece design. Housing is die-cast zinc alloy with tarnish resistant nickel plating. Solder cup terminations. Front mountable.



XLR (M) Panel Receptacle, 5-Pin

6855

5-pin XLR rectangular panel mount male receptacle with sturdy all metal one piece design. Housing is die-cast zinc alloy with tarnish resistant nickel plating. Solder cup terminations. Front mountable.



XLR Female, 4-Pin, Rectangular Flanged Panel Mount

7107

4-pin XLR rectangular panel mount receptacle with sturdy all metal one piece design. Housing is die-cast zinc alloy with tarnish resistant nickel plating. Solder cup terminations. Front mountable.



XLR Female 3-Pin, Rectangular Flanged Panel Mount

7108

3-pin XLR rectangular panel mount receptacle with sturdy all metal one piece design. Housing is die-cast zinc alloy with tarnish resistant black nickel plating. Solder cup terminations. Front mountable.

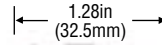


BNC Female to Phono (RCA) Male

Model# 5319

Rating: Maximum voltage for *hands free use*: 500 Vrms, 216°F (+102°C) max.

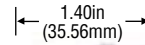
BNC: Center Contact: gold-plated.



BNC Male to Phono Jack

Model# 4054

Rating: Maximum voltage for *hands free use*: 500 Vrms, +257°F (+125°C) max.



BNC Female to 1/4in (6.35mm) Phone Plug

Model# 1297

Rating: Maximum voltage for *hands free use*: 500 Vrms, +257°F (+125°C) max.

Convert 2 conductor audio jacks to BNC.



BNC Female to Two Conductor, 0.14in (3.5mm) Dia. Mini Phone Plug

Model# 3837

Rating: Maximum voltage for *hands free use*: 500 Vrms, +257°F (+125°C) max.

Convert 2 conductor audio jacks to BNC.



1/4 in, Panel Mount Phone Jacks

Model#

Type
7156
7157

Designed for insulated panel mount with low internal contact resistance. Body is diecast zinc alloy with tarnish resistant nickel plating. Hardware includes one copper alloy nickel-plated hex nut, and one steel nickel-plated washer.




1/4 in, PC Board Mount Phone Jacks

Model#

Type
7158
7159
7160

PC board mounts for connection with standard commercial phone plugs. Solderable with nickel silver contacts.



*see rating message at start of section.

Right-Angle and Straight 1/4 in. Standard Phone Plugs



6874




7152

Model#	Description	Shell	Contacts	Lbs of Pull
6873	1/4 in. Phone Plug, 2 Pole	Black Nickel	Gold	45
6874	1/4 in. Phone Plug, 3 Pole	Black Nickel	Gold	45
7142	Straight 3-Conductor Balanced 1/4 in. Std. Phone Plug (Stereo)	Nickel	Nickel	45
7150	Shielded 2-Conductor 1/4 in. Phone Plug, Long Handle	Nickel	Nickel	45
7151	Right-Angle 2-Conductor 1/4 in. Plug (Mono)	Nickel	Nickel	45
7152	Shielded 3-Conductor Balanced 1/4 in. Phone Plug (Stereo)	Nickel	Nickel	45

BNC Male to 1/4in (6.35mm) Two Conductor Phone Jack

Model# 4043



Rating: Maximum voltage for *hands free use*: 500 Vrms, +257°F (+125°C) max.

Convert 2 conductor phone plugs to BNC.

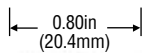
1/4 in Plug/RCA Jack

6878



Two pole mono-to-mono adapters in easy-to-use configurations. Contacts are nickel-plated brass.

F Female to Female Bulkhead Receptacle



Model# 6706

In line, with nut and washer

Material: Machined, nickel-plated brass.

RCA (phono) Jack


6880



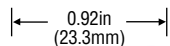
Sleek silver and gold compact design. Handles up to 6.0 mm (0.24 in) O.D. cable. Body is made of die cast zinc alloy with tarnish resistant nickel-plating. Contacts are gold-plated brass.

F Within Series Adapters

Model# Type



6712



6713

6712	F (m/f) Right angle
6713	F (m/f) In line, Push-on
6800	F (m/f) Right angle

Material: Machined, nickel-plated brass

RCA (phono) Plug


6881



Sleek silver and gold compact design. Handles up to 6.0 mm (0.24 in) O.D. cable. Body is made of die cast zinc alloy with tarnish resistant nickel-plating. Contacts are gold-plated brass.

Phono Jack to Double Stacking Banana Plug

Model# 1442



Rating: Maximum voltage for *hands free use*: 500 Vdc, +122°F (+50°C) max.

Permits phono plug to be used with equipment having standard banana jacks or binding posts.

RCA (phono) Adapter (F/M/F)

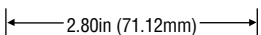
6882



One plug and two jack configuration with compact design. Contacts are gold-plated brass for low contact resistance.

1/4in (6.35mm) Phone Jack to Double Stacking Banana Plug

Model# 4044



Rating: Maximum voltage for *hands free use*: 500 Vrms, +122°F (+50°C) max.

2 conductor 0.25in (6.35mm) dia. phone jack.

1/4 in Jack/RCA Plug

6879



Two pole mono-to-mono adapters in easy-to-use configurations. Contacts are nickel-plated brass.

Automotive

Offering a variety of test accessories designed specifically for the automotive environment, Pomona simplifies automotive diagnostics. Pomona automotive accessories give you access to wiring or cables in congested engine compartments, under-dash wiring harnesses, and other generally hard-to-reach places.

Insulation Piercing Clip Sets

Model#	Features	Colors
6405	Attach to test leads	Set of red/black
6413	Attach to 0.080in (2.03mm) Probe tip	Set of red/black
6580-12	12in (304.8mm) long	-0 blk, -2 red
6580-24	24in (609.6mm) long	-0 blk, -2 red



- Double V block centers wire.
- 6405, 6413: set of 2, (red and black jacks).
- Bright yellow for easy location.
- Attach to test leads.

Insulation Piercing Maxigrabber® Test Clip Set

Model# 5913



- Insulated probe for hard to reach test points.
- Set of 2, red and black.

Test Lead Rack

Model# 4408M



- Magnetic, attach to tool box or other steel cabinet.
- Neat storage for leads.
- Easy access.

Basic Backprobe Pins


Model# 6411



- Make connection to terminals inside connectors up to 1in (25.40mm) deep.
- For low voltage use < 30V.
- Pkg of 10.

Rigid Backprobe Pin


Model# 6544-02



- Sharp point to pierce insulation or weather boot up to 2in (50.8mm) deep.
- For low voltage use < 30V.
- Set of 2 (red + black).
- Fits comfort-grip style and modular probes 6232A and 6479.

Test Connector Adapter Set

Model# 6481



- Full set of pin and socket adapters
- 18 piece set includes one black and red pin and socket of each size.
- Contact sizes: 0.03in (0.75mm), 0.04in (1mm), 0.06in (1.5mm), 0.10in (2.5mm).
- Includes Silicone insulated 4ft (1.22m) leads to fit most DMMs from Fluke, Amprobe, Greenlee and others.

Coaxial Lead Set Lead Set

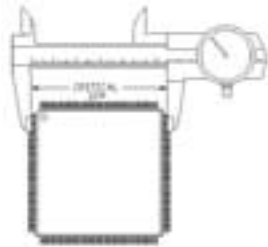
Model# 6534



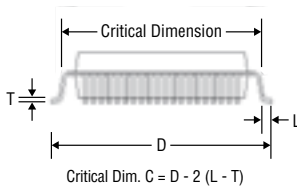
- Complete set of coaxial leads.
- Molded strain relief.
- Seven piece set from 1 to 10ft (0.3 to 3.05m).
- Standard BNC connectors fit oscilloscopes and other instruments.

Innovative solutions. Pomona Electronics' IC Test Clips – designed for your chip. Uniquely designed for testing surface mount devices – easily, securely and successfully. Low-profile fine-pitch chips, densely populated boards, or vertical boards, POMONA test clips connect you with confidence.

How to Measure or Calculate the Critical Dimension for Your QFP Test Clip



Measure Critical Dimension with calipers parallel to the plane of the PCB



Test Clip Selection Made Easy

To select the Pomona IC Test Clip specifically designed for your chip, find the table for your chip type and follow the selection procedure outlined in this section.



PLCC

To find your PLCC Quad Clip® test adapter, turn to the PLCC table on page 84 and reference the following characteristics of your target chip:

1. Number Of Leads
2. Body Size



DIP

To find your DIP test clip, turn to the DIP table on page 85 and reference the following characteristics of your target chip:

1. Number Of Leads
2. Test Clip Contact Style (see Fig. 1 & 2, page 85)



SOIC/SOJ


To find your SOIC Clip® test clip, turn to the SOIC/SOJ table on page 85 and reference the following characteristics of your target chip:

1. Number Of Leads
2. Confirm Body Width Compatibility
3. For Lower and Top Test Clip Width (see Fig. 1, 2 & 3, page 85)

Pomona offers a wide variety of Micro-SMD Grabber® Test Clips for use in testing fine pitch PQFP devices. See SMD/Micro Format Test section for complete selection.



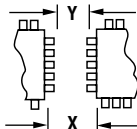
PLCC Test Clips



Pomona's low-cost Quad Clip® test clips quickly lock onto J-leaded PLCCs, providing easy access for testing surface-mounted devices. PLCC test clips attach to PLCC chips with a sliding cam that clamps onto the chip body. Access to chip leads is provided by 0.025in (0.635mm) pins at 0.100in (2.54mm) spacing. Pomona offers a Quad Clip® test clip to fit all currently available PLCC chip sizes.

Lead Pitch: 0.050in (1.27mm)

	X Min.	Y Min.
Single Testing	0.120in (3.1mm)	0.110in (2.8mm)
Adjacent Testing	0.325 (8.3mm)	0.285 (7.2mm)



Model#	No. Leads	Lead Pattern	Body Size	Typical Applications
5279	20	5 X 5	0.36in X 0.36in (9.14mm x 9.14mm)	Intel 85C220
5280	28	7 X 7	0.46in X 0.46in (11.68mm x 11.68mm)	Intel 5C60, 85C224, Philips 8XC751, Raytheon TMC1173
5733	32	7 X 9	0.46in X 0.56in (11.68mm x 14.22mm)	AMD 29F040, Xicor X28TC256, Cypress CY7B991
5281	44	11 X 11	0.63in X 0.63in (16.00mm x 16.00mm)	AMD MACH110, 80C88, Siemens SAB-C501
5312	52	13 X 13	0.75in X 0.75in (19.05mm x 19.05mm)	Intel 87C196, 87C196, Motorola 68008
5401	68	17 X 17	0.95in X 0.95in (24.13mm x 24.13mm)	Intel 80C188, AMD MACH220, Hitachi H8/330
5402	84	21 X 21	1.15in X 1.15in (29.21mm x 29.21mm)	AMD MACH130, Altera EPF8452, Cirrus Logic CL16005
5515A	20-84			PLCC Clip Kit containing 1 of each size PLCC Clip

DIP Test Clips




Fig. 1

Fig. 2

Model#	No. Leads	Chip Width	Contact Style	Contact Material	Typical Applications	Fig.
5108	8	0.3in (7.62mm)	Closed	Gold Plate		1
5208	8	0.3in (7.62mm)	Open	Gold Plate		2
5014	14	0.3in (7.62mm)	Closed	Nickel Silver		1
5114	14	0.3in (7.62mm)	Open	Nickel Silver		2
3916A	16	0.3in (7.62mm)	Closed	Nickel Silver	Analog Devices AD7715	1
5220	20	0.3in (7.62mm)	Open	Gold Plate		2

Pomona DIP Test Clips provide fast, reliable and secure connections to socketed and through-hole DIP chips. Available in two styles, DIP Test Clips give you the option of full coverage of clip contacts for maximum durability or open contacts at the board level for easier access to chip leads.

Fig. 1: Spring-actuated clip features gold-plated beryllium copper or spring-tempered nickel silver pins to assure positive contact in a firm wiping action for hands-free testing.

Fig. 2: Clip features same construction as Figure 1 except for an opening on the outside of the contact housing to permit probing while the clip is attached to the DIP.

SOIC/SOJ Test Clips

SOIC Clip® test clips feature a narrow-profile design that makes testing SOIC and SOJ chips on densely-populated boards easier and safer.

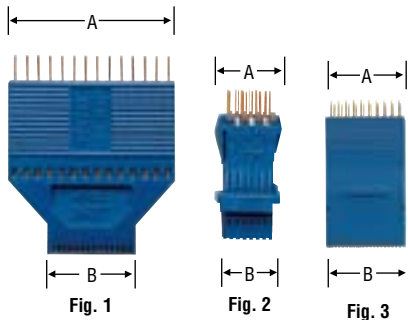


Fig. 1:

Spring-loaded SOIC Clip® attaches to target chip and holds on with spring pressure against the chip body. Contacts on top of the clip are 0.025in (0.635mm) pins at 0.10in (2.54mm) spacing. Designed to attach to surface-mounted chips with either gull wing or "J" leads.

Fig. 2:

This 14-pin clip features a slider that presses the contact housings against the chip and provides a more secure connection on surface mounted chips with gull wing or "J" leads. Compact design is ideal for testing on densely-populated boards.

Fig. 3:

New 32-, 40- & 44-pin SOIC/SOJ test clip is a new design of the spring-loaded clip that features double-row .025 wire wrap pins for easy connection to ribbon cable. This clip will fit all SOIC/SOJ chips between 0.30in (7.62mm) and 0.60in (15.24mm) width.

Lead Pitch: 0.050in (1.27mm).

Model#	No. Leads	Lower Width (A)	Body Widths	Top Width (B)	Typical Applications	Fig.
5250	8	0.26in (6.60mm)	0.15in to 0.3in (3.81mm to 7.62mm)	0.430in (10.92mm)	Analog Devices AD834JR, Triquint TQ9122N	1
5251	14	0.410 (10.41mm)	0.15in to 0.3in (3.81mm to 7.62mm)	0.755in (19.18mm)	Motorola HCT08A, Philips 74HC125	1
5413	14	0.410 (10.41mm)	0.15in (3.81mm)	0.520in (13.20mm)	Harris HFSP43280, Goldstar GM76C256	2
5252	16	0.460 (11.68mm)	0.15in to 0.3in (3.81mm to 7.62mm)	0.830in (21.08mm)	Maxim MAX791, Microlinear ML6509, AMD 26LS31	1
5253	20	0.560 (14.22mm)	0.15in to 0.3in (3.81mm to 7.62mm)	1.030in (26.16mm)	Linear Tech. LT1130, Maxim MX7226, Motorola HCT373A	1
5254	24	0.660 (16.76mm)	0.15in to 0.3in (3.81mm to 7.62mm)	1.230in (31.24mm)	Altera EP610APC, Linear Tech. LT1130, Motorola MC22V10S	1
5437	28	0.760 (19.30mm)	0.15in to 0.3in (3.81mm to 7.62mm)	1.430in (36.32mm)	Texas Inst. SN74F32D, Altera EPM5032, Raytheon TMC1171	1
6107	32	0.870 (22.10mm)	0.30in to 0.60in (7.62mm to 15.24mm)	0.870in (22.10mm)	Toshiba TMPN3120, Hitachi HM628128, NEC D431000AGW	3
6108	40	1.070 (27.18mm)	0.30in to 0.60in (7.62mm to 15.24mm)	1.070in (27.18mm)	—	3
6109	44	1.170 (29.72mm)	0.30in to 0.60in (7.62mm to 15.24mm)	1.170in (29.72mm)	—	3
5514					SOIC Clip® Test Kit contains 1 each 8 - 28 pin clips	

Working with static sensitive devices? Pomona enables you to work with confidence when using our static control accessories. Whether you choose to purchase our selection of grounding systems or build your own ESD set-up, Pomona gives you a variety of individual accessories. Our accessories also make a perfect addition to our Test Companion Kits.

Large Service Kit



Model# 6088

Provides a larger working area than Model 6087. This kit provides a static-safe 24in x 24in (609.6mm x 609.6mm) laminated red vinyl mat. The mat includes a 10mm snap socket and two 8in x 11in (203.2mm x 279.4mm) pockets. Carry those often used tools right with the mat. A common point ground connector with two Banana Plug Jacks and a 15ft (4.5m) ground lead. An adjustable elastic wrist strap and a resistive coil cord complete the kit. Folds down to fit into your tool box.

Adjustable Elastic Wrist Strap Kit



Model# 6082

A complete wrist strap kit features adjustable elastic wrist strap. Also included: Resistive Coil Cord (1M Ω resistor molded in) extendable to 6ft (1.8m) with a Straight Banana Plug and Alligator Clip.

Field Service Kit



Model# 6087

A complete and durable service kit for static sensitive work. Features a static-safe 18in x 22in (460mm x 558.8mm) laminated red vinyl mat. The kit includes a mat with two 0.39in (10mm) snap sockets, common point ground connector with two Banana Plug Jacks and a 15ft (4.5m) ground lead, an adjustable elastic wrist strap and a resistive coil cord. Folds down to fit into your tool kit.

Model# 6088 and 6087

Mat Color: Red.
Thickness: 0.018in (0.46mm).
Surface Resistivity: 108 to 109 Ω / Sq.
Volume Resistivity: 109 Ω cm.
Static Decay: 0.01sec 5000V to 0V 12%RH.

Wrist Strap Tester



Model# 6086

Test any wrist strap connected to utility ground with a simple touch. The tester has two Banana Plug Sockets for Wrist Strap cord attachments. Once connected, the user simply touches the unit and a green light and audible sound indicate a proper ground. (Audible indicator has selectable on or off).

The tester can be mounted near your work area with Velcro® strips (supplied) or, using an integral button 10mm snap stud, attached directly to your static-safe work mat. Powered by a 120 VAC wall adapter (supplied), the tester has a "Power on" indicator. It is practical for both a quick test or as a continuous ground point connection. UL listed.

Touch Type On-Demand Tester and Common Point Ground.

Adjustable Metal Wrist Strap Kit



Model# 6084

Complete wrist strap kit features the adjustable metal wrist strap. Also included: Resistive Coil Cord (1M Ω resistor molded in) extendable to 6ft (1.8m) with a Straight Banana Plug and Alligator Clip.

Wrist Straps



Model#		Circumference – Min.
6083	Adjustable	5.5in (139mm) 13in (330.2mm)
5528	Large Expand	7.3in (185mm) 13in (330.2mm)
5529	Medium Expand	6.5in (165mm) 12in (304mm)

Made of non-allergenic stainless steel, each link has a 0.08in (2mm) PVF film laminated on top for electrical insulation. Quick and easy adjustment without tools, the wrist strap will fit most users. A standard 0.16in (4mm) snap stud allows attachment to resistive coil cords.

Material: Band: Stainless steel / PVF Insulation.

Cover: Thermoplastic.

Wrist Circumference: 5.5in to 13.0in (139.7mm x 330.2mm).

Width: 0.63in (16.0mm).

Ring Terminal



Model# 5531

Attach this terminal to table or cabinet to create a banana jack for grounding wrist strap. Screw hole accepts up to #10 screw.

Adjustable Elastic Wrist Strap



Model# 6081

An adjustable, one size fits all, wrist strap. The wristband features a dual stainless steel cam that securely locks the plastic band, but allows easy adjustment without tools. The washable fabric band has silver impregnated nylon threads knitted into its inner surfaces. Only non-allergenic stainless steel and silver touch the skin. Standard 4mm snap stud allows attachment to resistive coil cords (Pomona models 5534 and 6085). Wrist circumference: 2.5in (64mm) to 13in (330mm).(183cm).

Stacking Snap Banana Jack



Model# 5532

Attach this jack to either banana snap stud (male) or banana snap socket (female). It allows multiple attachment to the same grounding point. Snap is 3/8in (9.52mm).

Material: High conductivity copper with tin plated finish.

Antistatic Ground Cord



Model# 5534

These patch cords feature a molded-in 1 Megohm resistor at the snap end. The 5534 has a straight banana plug, the 6085 has a right angle plug. Nominal extended length is 72in (183cm).

Accuracy and repeatability – Pomona connects to the telecom industry with an impressive selection of test accessories. Ideal for network testing, troubleshooting, leave-in-the-line patching, or system prototyping, Pomona Electronics' traditional reliability adds up to the quality connection telecom professionals demand.

Universal DSX-3 Test Kit

Model# 6568



- Ideal for OSP/CO technicians.
- Kit reduces the need for multiple cables to service and test DSX-3 panels.
- Adapters quickly convert BNC cables to Mini or Standard WECO interfaces.
- Cables are color coded blue (transmit) and red (receive) for ease of testing.
- Strain reliefs are molded directly to the cable and BNC plugs for added pull strength.
- Test Companion pouch allows for convenient accessory storage.

Kit includes:

- One blue BNC Male Cable Assembly
- One red BNC Male Cable Assembly
- Four Standard WECO to BNC Adapters
- Four Mini-WECO to BNC Adapters
- Test Companion Shoulder Pack

True 75Ω BNC Male Cable

Model#	Length
6510-V-12-0	12in (0.3m)
6510-V-24-0	24in (0.6m)
6510-V-36-0	36in (0.9m)
6510-V-48-0	48in (1.2m)
6510-V-60-0	60in (1.5m)
6510-V-72-0	72in (1.8m)



BNC connectors are perfectly matched to 75Ω impedance for superior VSWR and return loss performance.

Ideal for digital video and telecommunication applications.

Cable Type: High Flex, Multi-strand center conductor, RG59 Type, Black.

True 75Ω BNC Cable (Transmit/Receive)

Model#	Length	Color
6510-V-72-2	72in (1.8m)	Red
6510-V-72-6	72in (1.8m)	Blue



Cable and Strain Relief are color coded red and blue for easy identification of transmit and receive lines.

Cable Type: High Flex, Multi-strand center conductor, RG59 Type.

BNC Male to Bantam Plug Cable

Model#	Length
6517-96	96in (2.4m)



Cable Type: RG59 Type.
Bantam: Nickel-plated brass.

**BNC Female to WE309/
WE310 Plug Adapters**



Model#	Plug Type
2798	WE310
1794	WE309

Rating: Maximum voltage for *hands free use*: 500V Peak, +122°F (+50°) max.

**BNC Female to Bantam
Plug Adapters**



Model#	4719
--------	------

Rating: Maximum voltage for *hands free use*: 500V Peak, +122°F (+50°) max.

Convert Bantam style jacks to BNC.

**75Ω BNC Male to Mini-WECO
(440) Connector Cable**



Model#	Length
6515-96	96in (2.4m)

Cable Type: RG59 Type.

**75Ω BNC Male to Standard
WECO (WE090) Connector
Cable**



Model#	Length
6516-96	96in (2.4m)

Cable Type: RG59 Type.

**Mini-WECO (440) Plug
Patch Cord**



Model#	Length
6502-96	96in (2.4m)

Cable Type: RG59 Type.

**BNC Female to Mini/Standard
TO WECO Plug Adapters**



Model#	Plug Type
6519	Mini WECO (440)
5008	Std. WECO (WE090)

Permits BNC male to be used with equipment having Std. WECO or Mini WECO plugs.

Rating: Maximum voltage for *hands free use*: 500 Vrms, +216°F (+102°C) max.

Bantam Plug Patch Cord



Model#	Length
4279-12	12in (0.3m)
4279-24	24in (0.6m)
4279-36	36in (0.9m)
4279-48	48in (1.2m)
4279-60	60in (1.5m)
4279-72	72in (1.8m)

Bantam Plug:

4279: Unplated brass.

4279N: Nickel-plated brass.

Rating: Maximum voltage for *hands free use*: 300 Vrms, +122°F (+50°C) max.

Cable Type: 2 Conductor Shielded Twisted Pair, 0.180in (4.57mm) O.D.

**Bantam Plug to Two
Alligator Clips**



Model#	Length
5026-36	36in (0.9m)
5026-60	60in (1.5m)
5026N-60	60in (1.5m)

Bantam Plug:

5026: Unplated brass.

5026N: Nickel-plated brass.

Rating: Maximum voltage for *hands free use*: 150 Vrms, +122°F (+50°C) max.

Cable Type: 2 Conductor Shielded Microphone, 0.180in (4.57) O.D.

**Bantam Plug to Minigrabber®
Test Clips**



Model#	Length
5019-60	60in (1.5m)
5019N-60	60in (1.5m)

Bantam Plug:

5019: Unplated brass.

5019N: Nickel-plated brass.

Rating: Maximum voltage for *hands free use*: 300 Vrms, +122°F (+50°C) max.

Cable Type: 2 Conductor Shielded cable, 0.180in (4.57) O.D.

*see rating message at start of section.

Bantam Plug to Double Banana Plug

Model#	Length
6523-96	96in (2.4m)

Bantam Plug: Nickel-plated brass.
Cable Type: RG59 Type.



Bantam Plug to RJ48/RJ45 Connector Cable

Model#	Length
6324-96	96in (2.4m)

Bantam Plug: Nickel-plated brass.
Rating: Maximum voltage for *hands free use*: 300 Vrms.
Cable Type: 2 Conductor Shielded Twisted Pair.
Pin Out: 4-Ring, 5-Tip.



Bantam Plug to Micrograbber® Test Clips

Model#	Length
4778-60	60in (1.5m)

Bantam Plug: Unplated brass.
Rating: Maximum voltage for *hands free use*: 150 Vrms*, +122°F (+50°C) max.
Cable Type: 2 Conductor Shielded cable, 0.180in (4.57mm) O.D.



Two Single Bantam Plugs to RJ48/RJ45 Connectors

Model#	Length
6320-96	96in (2.4m)

Bantam Plug: Nickel-plated brass.
Rating: Maximum voltage for *hands free use*: 300 Vrms.
Cable Type: 2 and 4 Conductor Shielded Twisted Pair. Bantam "Y" (Tx and Rx) to RJ48 modular plug.
Pin out: 1-Ring, 2-Tip, 4-Ring, 5-Tip.



Bantam Plug to Double Banana Plug, Balanced Line

Model#	Length
4281-60	60in (1.5m)

Bantam Plug: Unplated brass.
Rating: Maximum voltage for *hands free use*: 500V Peak, +131°F (+55°C) max.
Cable Type: 2 Conductor Shielded Microphone, 0.180in (4.57mm) O.D.



Bantam Plug to WE310 Plug Patch Cable

Model#	Length
4280N-36	36in (0.9m)
4280-48	48in (1.2m)
4280-60	60in (1.5m)

WE310 and Bantam Plugs:
4280: Unplated brass.
4280N: Nickel-plated brass
Rating: Maximum voltage for *hands free use*: 300 Vrms., +122°F (+50°C) max.
Cable Type: 2 Conductor Shielded Twisted Pair, 0.180in (4.57mm) O.D.



Bantam Plug to RJ11 Connector Cable

Model#	Length
6323-96	96in (2.4m)

Bantam Plug: Nickel-plated brass.
Rating: Maximum voltage for *hands free use*: 300 Vrms..
Cable Type: 2 Conductor Shielded Twisted Pair.
Pin out: 3-Ring, 4-Tip



Bantam (Female) to WE310 Plug Adapter

Model#	Plating
4993	Unplated
6315	Nickel

Plug Body: Brass.
3 Conductor adapter. Converts bantam cable into a WE310 plug-end patch cable.



Dual Bantam Plug Patch Cable



Model#	Length
6331-96	96in (2.4m)

Bantam Plugs: Nickel-plated brass.
Rating: Maximum voltage for *hands free use*: 300 Vrms.
Cable Type: 4 Conductor Shielded Twisted Pair.

Two Single WE310 Plugs to RJ48/RJ45 Plug



Model#	Length
6316-96	96in (2.4m)

WE310 Plug:
 3352: Unplated brass.
 3352N: Nickel-plated brass.
Rating: Maximum voltage for *hands free use*: 150 Vrms., +122°F (+50°C) max.
Cable Type: 2 Conductor Twisted Pair, 0.250in (6.35mm) O.D.

Bantam or WE310 Plug to Binding Post



Model#	Plug Type
2112	WE310
5001	Bantam

Rating: Maximum voltage for *hands free use*: 500V Peak, +122°F (+50°C) max.
 Adapts Bantam or WE310 style equipment to binding posts and double banana plugs.

WE310 Plug to Double Banana Plug Cable



Model#	Length
6524-96	96in (2.4m)

Cable Type: RG59.

Piercing Clips to Sheathed Banana Test Leads




Model#	Clip Type	Length
6483-48-*	Bed of Nails and Single Needle	48in (1.2m)
6485-48-*	Bed of Nails	48in (1.2m)

Pierces 19 to 26 AWG Wire.
Wire: 18 AWG Silicone Test Lead Wire.
 For use with DMM's from Fluke, Wavetek (Meterman), Amprobe, Greenlee and others.
***Colors:** -0 Black, -2 Red, -02 includes both Black and Red.

Piercing Clip Styles for Test Leads and Patch Cords

Bed of Nails/Single Needle
 Small wire and single penetration of heavier wire.



Bed of Nails
 Small wire penetration.



WE310 Plug to Two Alligator Clips



Model#	Length
3352-A-60	60in (1.5m)
3352N-A-60	60in (1.5m)

WE310 Plug:
 3352: Unplated brass.
 3352N: Nickel-plated brass.
Rating: Maximum voltage for *hands free use*: 150 Vrms., +122°F (+50°C) max.
Cable Type: 2 Conductor Twisted Pair, 0.250in (6.35mm) O.D.

Piercing Clips to Bantam Plugs Patch Cord



Model#	Clip Type	Length
6484-60	Bed of Nails and Single Needle	60in (1.52m)
6486-60	Bed of Nails	60in (1.52m)

Cable: Two Conductor Twisted Pair.
Breakout Wire: 18 AWG.

*Color Code: -0 Black, -1 Brown, -2 Red, -3 Orange, -4 Yellow, -5 Green, -6 Blue, -7 Violet, -8 Gray, -9 White

BNC Female to WE310 Phone Plug

Model# 2798


Rating: Maximum voltage for *hands free use*: 500V Peak, +122°F (+50°C) max.



BNC Female to Mini-WECO (440) Plug Adapter

Model# 6519

Rating: Maximum voltage for *hands free use*: 500V Peak, +216°F (+102°C) max.
Permits BNC male to be used with equipment having mini-WECO jacks. Video plug equivalent to WE-090.



BNC Female to Bantam Phone Plug

Model# 4719

Rating: Maximum voltage for *hands free use*: 500V Peak, +122°F (+50°C) max.

Convert Bantam style jacks to BNC.



BNC Female to Standard WECO (WE090) Plug Adapter

Model# 5008

Rating: Maximum voltage for *hands free use*: 500V Peak, +216°F (+102°C) max.

Permits BNC male to be used with equipment having standard WECO jacks. Video plug equivalent to WE-090.



Bantam Phone Jack to WE310 Phone Plug

Model# 4993

Rating: Maximum voltage for *hands free use*: 500V Peak.

Use cords with Bantam style plugs on equipment with WE-310 jacks.



BNC Female to WE309 Phone Plug

Model# 1794

Rating: Maximum voltage for *hands free use*: 500V Peak, +122°F (+50°C) max.




Stackable Binding Posts to Bantam Phone Plug

Model# 5001

Rating: Maximum voltage for *hands free use*: 500V Peak, +122°F (+50°C) max.

Adapts Bantam style equipment to binding posts and double banana plugs.



Stackable Binding Posts to WE310 Phone Plug

Model# 2112

Rating: Maximum voltage for *hands free use*: 500V Peak, +122°F (+50°C) max.



Category Page#

Adapters

Adapter Accessories 6-25
 Adapter Kit, Coaxial Cable 14-17
 Banana Jack and Plug 29-39
 [see separate Banana Plugs & Jacks section]
 Banana to Connector Pin and Socket 38-39
 Banana to Pin Tip 38
 Banana Plug to Phono Jack 81
 Bantam to Binding Post 91, 92
 Bantam to WE310 91
 BNC Dust Cap 17
 BNC to 1/4in Phone Plug 81
 BNC to 3.5mm Plug 81
 BNC to Banana Plug 16
 BNC to Bantam 92
 BNC to Binding Post 16
 BNC to BNC 14, 18
 BNC to F 82
 BNC to Mini Phone Plug 81
 BNC to N 14, 28
 BNC to Phone Plug 81
 BNC to Phono Jack 81
 BNC to SMA 14, 27
 BNC to TNC 28
 BNC to Tini Plug 81
 BNC to Triax 28
 BNC to UHF 14, 28
 BNC to WE309 92
 BNC to WE309 / 310 92
 BNC to WECO 92
 Coaxial Adapters and Kits 14-17
 Coaxial Connectors and Adapters 14-28
 F to F 28
 N to N 15, 25
 Oscilloscope Probe Tip 75-78
 Phone Plug 1/4in to Banana Plug 82
 Phone Plug to Banana Plug 82
 Safety Banana Jack to Banana Plug 30
 SMA to "N" 14, 27
 SMA to SMA 14, 20
 SMA to TNC 27
 Terminal Strip to Banana Jack 33
 Test Probe, DMM 54-67
 Pin Tip to Banana 38
 TNC to TNC 14
 Triax to Triax 26
 Triaxial 26
 Type N to BNC 14, 28
 Universal Kits 14-15
 WE310 to Binding Post 92

Alligator Clips, Regular Size

To Banana Jack 65, 70
 Breakout to BNC 11, 13
 DMM Test Lead 91, 61, 45-46
 Extra Large 64, 70
 Patch Cord to Alligator Clip 45-46
 Patch Cord to Bantam 89-92
 Patch Cord to BNC 11, 13
 Patch Cord to 1000V Alligator Clip 49

Category Page#

Alligator Clips, Mini

To 2mm Banana Jack 70, 73
 Breakout to BNC 13
 DMM Test Lead 45-46
 Patch Cord to Banana, double 43
 Patch Cord to Banana, single 46
 Patch Cord to Banana, mini, double 44
 Patch Cord to Mini Alligator Clip 44, 50
 Patch Cord to Mini Grabber 46
 To Pin Tip 70

Alligator Clips, Micro

Patch Cord to Micro Alligator Clip 44, 46

Attenuators

BNC Attenuator 17

Audio

Audio 79-82
 XLR Connector 79-81

Automotive

Automotive 83
 Backprobe Pin 83
 Connector Test Probe 83
 Connector Test Socket 83
 Lead Holder 83
 Piercing Probes 83
 Test Pins and Sockets 83

Banana Plugs and Jacks (Binding Posts too)

Banana Jack Mounting Base 85
 Banana Jack, panel mount with wire wrap 85-86
 Banana Jack to Banana Jack 30, 42, 65
 Banana Jack to Miniature Banana Plug 35, 38
 Banana Jack Miniature Panel Mount 36
 Banana Jack to Pin Tip Jack 38
 Banana Jack Panel Mount 33, 36, 37
 Banana Miniature Jack to Banana Plug 37
 Banana Miniature Plug Panel Mount 32, 33
 Banana Miniature Plug Shorting Bar 35
 Banana Plug Adapters 39
 Banana Plug Panel Mount 32
 Banana Plug to Pin Tip Plug 43
 Banana Plugs and Jacks 29-39
 Banana Shorting Bar 35
 Binding Post 34-38
 Binding Post, Double 34
 Binding Post Miniature 36
 Binding Post Mounting Base 34
 Binding Post Shorting Bar 35
 Binding Post, Spring Loaded 34
 Binding Post to Banana Plug 38
 Connector Test Probe 39
 Connector Test Socket 39
 Coupler 30, 65
 Double Banana Plugs 30
 Double Banana Jacks, Panel Mount 33
 Low Thermal 39
 Miniature Banana Jack 38
 Miniature Banana Plug 38, 42
 Nut, Hex 35
 Pin Tip Jack Panel Mount 37
 Safety Banana Jack to Banana Plug adapter 30
 Safety Banana, Jacks 30, 33
 Safety Banana, panel mount 39
 Safety Banana Plugs 30, 31
 Safety Banana Plug, right angle 31
 Safety Banana Plug, stackable 30-31
 Single Banana Jacks 32
 Single Banana, Plugs 31-32, 35

Category Page#

Solderless Banana Plug, double 29
 Solderless Banana Plug, single 31
 Solderless Banana Plug, triple 30
 Solderless Binding Post, double 36, 38
 Solderless Mini Banana Plug, double 35
 Solderless Mini Banana Plug, single 35
 Solderless Mini Banana Plug, triple 35
 Spade Lug 39, 65
 Stackable Banana Plug, double 29
 Stackable Banana Plug, single 31
 Stackable Banana Plug, triple 30
 Stackable Binding Post, double 38
 Stackable Mini Banana Plug, double 35
 Stackable Mini Banana Plug, single 35
 Stackable Mini Banana Plug, triple 35
 Stacking Banana Plug, quad, single 30
 Test Pins and Sockets 39
 Triple Banana Plugs 30
 Triple Banana Jacks, panel mount 33

Boxes and Enclosures

Boxes and Enclosures 48-53
 Box, Aluminum 48-51
 Box, Plastic 52-53

Breakouts

Assemblies and Breakouts 6-13
 BNC to Alligator Clips 13
 BNC to Banana Plug 12, 13
 BNC to Pin Tip 12, 13
 BNC to Spade lugs 13
 BNC to Square Jack 12, 13
 BNC to Test Clips 13
 BNC to Wire Lead 13

Broadcast

BNC Color-Coded Sleeves 7
 BNC High Definition Coaxial Connectors 79
 BNC Terminator 17
 XLR Connectors 79-81

Cable Assemblies

Assemblies and Breakouts 6-13
 Banana Miniature Plug 13
 BNC Color-Coded Sleeves 7
 BNC to Alligator Clips 10, 13
 BNC to Banana Plug 11, 12, 13
 BNC to BNC 7-9, 82, 88
 BNC to Pin Tip 11, 13
 BNC to SMA 9
 BNC to Spade lugs 13
 BNC to Square Jack 12, 13
 BNC to Test Clips 10-11, 13
 BNC to Wire Lead 13
 Coaxial Cable Set 83
 Lead Holder 6, 40
 N to N 9
 Phone Plug 28, 81
 SMA to "N" 9
 SMA to SMA 9
 Triax to Alligator Clips 10
 Triax to Triax 10
 UHF to UHF 14

Category	Page#
Connectors	
Banana Plugs & Jacks [see separate Banana Plugs & Jacks section]	29-31
Binding Post [see Banana Plugs & Jacks section]	34-38
BNC 75Ω	7, 17, 79
BNC Bulkhead Receptacle, Hermetically Sealed	19
BNC Plugs, Jacks	14-19, 28
BNC, Hermetically Sealed	19
BNC High Definition	79
BNC, Isolated, Bulkhead Receptacle	19
BNC Panel	19
BNC PCB	19
BNC Strain Relief Boot	25
Broadcast Connectors and Adapters	78-82
Coaxial Connectors and Adapters	14-28
F Plugs, Jacks	26, 82
F Panel	26
F to BNC	26, 82
MCX Plugs, Jacks	3, 23
MCX Panel	23
MCX PCB	23
MMCX Plugs, Jacks	3, 24
MMCX PCB	24
Grabber Type Clips	64, 68-70
N Coaxial	17, 25
N Panel	25
N Terminator	17
SMA Plugs, Jacks	14, 20, 21, 27
SMA Panel	21
SMA PCB	21
SMB Plugs, Jacks	21
SMB PCB	21
Tip Pin, Plug	31, 37
Tip Pin, Panel Mount	37
Tip Pin, Panel Mount with Wire Wrap	37
TNC	28
Triax Plugs, Jacks	28
Triax Panel	28
Twinax Plugs, Jacks	28
Twinax Panel	28
XLR Connectors (many models in Broadcast Catalog)	79-81
DC Blocking	
BNC Blocking Capacitor	17
DMM Accessories	
0.04", 0.06" & 0.08" Replaceable Probe Tips	62
Alligator Clips	58-63, 65, 68, 69
Automotive Leads	83
Backprobe Pins	56, 83
Banana Jack to Banana Jack	30, 62
Cases and Pouches	61
Couplers	30, 65
Couplers, Test Lead, Banana	65
DMM Accessories and Kits	54-67
DMM Accessories Cases and Pouches	61
Do It Yourself DMM Accessories	67
Kelvin Clips with Leads	67
Kelvin Probe Set	67
Kit List	61
Piercing Alligator Clips to Banana Plug	64
Piercing Probes	59, 62, 83

Category	Page#
Pogo Tip Probes	60, 62
Probe Tip Adapter	54, 55, 56, 57, 65
Probe Tips, Spring-Loaded (Pogo Pin)	60, 62
Probe Tips, Replacable	54, 59, 62
Retractable Needle Tip Test Probes	60
RF Detector Test Probe	66
Screw-on Alligator Clips Set	60
Shielded Leads	64
Spade Lug	39, 65
Spade Lug Adapter	65
Spring Loaded Probe tip sets	59
Test Clips	64, 68-70
Test Lead Kits	54-59
Test Lead Wire	67
Test Leads and Test Lead Kits	63
Test Leads, Modular	63
Test Probe RF Detector	66
Test Probe Selection Table	61
Test Probe SMD Tweezers	66
Test Probe Tip Adapters	55-58
Test Probe with Leads	60, 63, 66, 67
Test Probe, Modular	63
Wire Piercing Test Clip	64
Wire, Test Lead	67
Do-It-Yourself	
Leads and Grabbers	67
IC Test Clips	
IC Test Clips and Adapter	84-85
Kelvin Clips	
Kelvin Probes, Clips with Leads	67
Oscilloscope Probes	
Differential Probe	78
Probes	75-78
Probes Accessory Kit	75-78
Probes and Accessories	75-78
SMD	69, 72, 75, 77
SMD Adapter	75-77
Patch Cords	
Alligator to Alligator	46
Banana Jack to Banana Plug	46
Banana Jack to Minigrabber	41
Banana Jack, Sheathed to Minigrabber	42
Banana Jack to Test Clip	41
Banana Plug	29-38
Banana Plug to Maxigrabber	41
Banana Plug to Micrograbber	42
Banana Plug Miniature	41
Banana Plug Miniature to Test Clip	41
Banana Plug, Miniature to Minigrabber	47
Banana Plug to Minigrabber	41, 43
Banana Plug to Alligator Clip	44, 45, 46
Banana Plug to Pin Tip	43
Banana Plug, Retractable Sheathed to SMD Grabber	64, 68-70
Banana Plug, Sheathed to Extra Large Alligator Clip	46
Banana Plug to Square Pin Jack	47
Banana Plug to Test Clip	41, 42, 45, 79
Banana Plug, Miniature to Standard	41
Bantam	89
Bantam to Alligator	89

Category	Page#
Bantam to Banana Plug	89
Bantam to RJ11	90
Bantam to RJ45 / RJ48	90
Bantam to Test Clip	89
Bantam to WE310	90
BNC 75Ω	7, 17, 79
BNC to Alligator Clip	10, 13
BNC to Double Banana Plug	11
BNC to BNC	14, 22
BNC to Grabbers and Pincers	10, 11
BNC to Type N	14, 28
BNC to Bantam	92
BNC to Phono Plug	81
BNC to Pin Tip Plug	38
BNC to SMA	14, 27
BNC to TNC	28
BNC to UHF	14, 28
BNC to WE310	92
BNC to WECO I	92
Coax	6-28
Coiled Patch Cords	41, 42
Double Shielded Coax, Triaxial	26, 28
Fuse Holder Banana Plug	41
Lead Holder	40
Large Alligator Clip	70
Low Thermal	39, 45
Miniature Banana Plug to Minigrabber	47
Minigrabber to Pin Tip Plug	68
Type N	9
Patch Cords and Test Leads	41-47
Patch Cord to Banana, Double	43, 44
Patch Cord to Banana, Single	40-42, 45-47
Patch Cord to Large Alligator Clip	70
Patch Cord to Spade Lug	45, 47
Patch Cord to Triaxial	10
Patch Cord to WE310	90-91
Pin Tip	13, 37, 38, 70
Pin Tip to Test Clip	47
Retractable Sheath Banana	46
Retractable Sheathed Banana Plug to SMD Grabber	71
Sheathed Banana Jack to Minigrabber	42
Sheathed Banana Plug to Extra Large Alligator Clip	46
Shielded, Double Banana	42
Shielded Twisted Pair, Triaxial	10
SMA	14, 20, 27
SMD Test Clip	42, 45, 69, 71
Spade Lug	45, 47
Spade Lug to Alligator	47
Square Pin to Banana	47
Spade Lug to Banana Plug	47
Square Pin Jack to Pin Tip	47
Test Clip	45, 47
Test Clip to Alligator	47
Triaxial	10
Twisted Pair	6
UHF	28
WE310	90, 91
WE310 to Alligator	91
WE310 to Banana Plug	91
WE310 to RJ45 / RJ48	90
WECO	89, 92

Category	Page#
Shorting Cap	
BNC Shorting Cap	17
SMA Shorting Cap	20
Static Control	
Kit	86
Patch Cord	87
Static Control	86
Tester	86
Wrist Strap	86, 87
Telecom	
BNC to Bantam	88, 89, 92
Bantam	89, 90
Bantam to Alligator	89
Bantam to Banana Plug	90
Bantam to RJ11	90
Bantam to RJ45 / RJ48	90
Bantam to Test Clip	89
Bantam to WE310	90
BNC to Bantam	92
BNC to WE310	89, 92
BNC to WECO	89, 92
Patch Cords	88-91
WE310	89-92
WE310 to Alligator	91
WE310 to Banana Plug	90
WE310 to RJ45 / RJ48	91
WECO	89, 92
Piercing Alligator Clips to Banana Plug	91
Telecom	88-92
Test Kit	88
Bantam to Binding Post	91, 92
Bantam to WE310	90, 92
Terminators	
BNC Terminator	17
SMA Terminator	20
Test Clips	
Banana Jack	68
Pin Tip	68
Solder Type	70
Grabbers and Test Clips	68-70
Kelvin Clips with Leads	67
Pin Tip to Alligator Clip	70
SMD	68, 71
Test Leads	
Patch Cords and Test Leads	40-47
Test Probes	
Test Probes	54-67
SMD Tweezers	66
Video	
Video	79-82
Wire	
Test Lead Wire	67

Category	Page#
Alphabetical Listed Items	
Alligator Clips	64, 65, 70
Attenuators, BNC	17
Automotive Leads	83
Backprobe Pins	83
Cases & Pouches	61
Coiled Patch Cords	41, 42
Couplers	30, 38, 65
Differential Oscilloscope probe	78
ESD Control Products	86, 87
Grabber type clips	68-70
Hanging Rack	6, 83
Hardware, replacement	35
Hermetically Sealed BNC	19
Kit List, DMM Test Leads	61
Low Thermal Patch Cord	39
Low Thermal Lug	39
Magnetic Test Lead holder	83
Maxi Grabber Clips	64, 69
Micro Grabber Clips	69, 72
Mini Grabber Clips	68-70
Mini Pincer Clip	68-69
Mounting Bases, panel mount	34
Nuts, Hex, replacements	35
Piercing Probes	64
Pogo Tip Probes	60, 62, 66
Pouches & Cases	61
Retractable Sheath Banana Plug	31
Screw-on Alligator clip probes	60
Shielded Leads, DMM	64
Shorting Link, binding post	35
Shorting Plugs	29, 30, 35, 37
Sleeves, color-coded	7
SMD Grabber Clips	71-73
SMD Oscilloscope Grabber Clips	69, 72, 75-77
Spade Lugs	39, 45
Splices	30, 38, 65
Spring Loaded Tip Probes	60, 62, 66
Static Control Products	86-87
Strain Relief Boot	25
Terminators, BNC	17
Terminators, Type N	17
Test Lead Rack Holders	6, 83
Tini Plug to BNC adapter	81
Triaxial Adapters	26
Triaxial Connectors	26
Triaxial Patch Cords	10
Tweezers	66
Wire Wrap Items	37
Wire Reference Table, Coax	6
Wire Reference Table, Patch Cord and Test Lead	40

Model#	Page#	Model#	Page#	Model#	Page#	Model#	Page#	Model#	Page#
AL-B	46	2142	36	2BC-BNC	11	3580	26	4226	50
B	40	2143	37	2BC-MG	44	3600	26	4233	69
BNC-C	8	2224	53	2BC-PP	43	3601	50	4240	17
HB	40	2239-C	43	3014	41	3602	50	4243	34
MDP	29	2240	70	3027-K	44	3603	50	4245	48
MDP-S	29	2244	35	3030	36	3606	50	4246	49
MDP-ST	29	2247-K	43	3073	13	3690	35	4247	51
MDP-X	29	2249-C	7	3220	46	3719	49	4248	49
MG-B	46	2249-E	7	3221	13	3728	48	4274	41
P	47	2249-Y	7	3230	49	3742	51	4276-C	8
SP150B	75	2259	52	3231	49	3743	51	4277-C	9
1081	47	2269	33	3232	49	3744A	39	4279	89
1166	45	2305	39	3234	49	3750	34	4280	90
1167	43	2352	50	3239	49	3751	48	4280-N	90
122505A	31	2382	36	3257	32	3752	48	4281	90
122506A	31	2383	36	3258	32	3753	48	4282	20
1236	46	2390	48	3261	32	3754	48	4283	20
1269	16	2391	48	3263	32	3760	34	4284	20
1270	16	2392	48	3264	32	3770	34	4285	20
1286	38	2393	48	3265	32	3777A	39	4286	20
1296	16	2397	48	3266	32	3778	19	4288	27
1297	81	2398	48	3267	33	3780	44	4289	27
1325	31	2399	48	3268	36	3781	44	4290	27
1326-A	43	2400	48	3269	16	3782	41	4291	27
1326-C	43	2401	48	3271	36	3784	47	4292	27
1330	29	2411	49	3272	36	3786-C	43	4293	27
1330-ST	29	2417	49	3276	35	3787-C	10	4294	27
1368-A	42	2420	49	3277	36	3788	13	4295	27
1383-C	8	2428	49	3283	18	3789	13	4296	27
1390	30	2439	36	3284	18	3834	38	4297	27
1432	38	2440	36	3285	18	3837	81	4298	27
1437	70	2447	19	3286	28	3839	17	4299	27
1440	40	2447A	19	3287	28	3840	17	4384	53
1442	82	2451	19	3288	28	3841	25	4388	26
1452	16	2451A	19	3289	70	3842	25	4391	17
1468	16	2455	25	3296	16	3843	25	4408	6, 40
1469	16	2477	37	3301	50	3844	28	4408M	83
1508/POM	40	2484	41	3302	50	3846	18	4416	50
1581	33	2630	13	3306	50	3847	18	4488	18
1614A	65	2631	13	3311	51	3850	53	4512	32
1658-T	9	2708	40	3316	51	3862	34	4513	35
1693	45	2798	89, 92	3328	51	3863	34	4521	69
1756	45	2854	33	3352-A	91	3864	42	4524-C	8
1794	89, 92	2864	41	3352N-A	91	3901	13	4528-BB	9
1809	38	2882-C	11	3364	30	3916A	85	4528-K	9
1823	30	2885	13	3430	16	3925	68	4528-X	9
1825	31	2886	13	3452	37	3957	13	4530-C	12
1829	30	2894	38	3491	69	3966	13	4531-C	10
1837	30	2901	49	3533	18	4005	33	4532-C	11
1894	16	2902	49	3534	18	4022	36	4538	41
1960	47	2906	49	3535	28	4043	82	4543	37
2035	35	2944	35	3542	37	4044	82	4550B	75
2096	52	2945	35	3543	25	4054	81	4555	68
2098	52	2948	40	3548	36	4108	17	4565	69
2099	52	2952	37	3560	39	4115	35	4578	19
2103	52	2970	30	3561	39	4119	17	4590	34
2104	53	2BA	43	3562	39	4159	19	4601	33
2105	52	2BA-AL	44	3563	39	4160	19	4613	45
2112	91, 92	2BC	43	3564	39	4176	68	4614	34
2138	38	2BC-AL	44	3565	39	4225	69	4617	35

Model Number Index

Model#	Page#	Model#	Page#	Model#	Page#	Model#	Page#	Model#	Page#
4619	34	4986	31	5233	33	5532	87	6049A	75
4650	46	4993	90, 92	5250	85	5534	87	6069A	75
4653-0	35	4995	34	5251	85	5543B	55	6081	87
4654	34	4996	41	5252	85	5659	33	6082	86
4655	51	4997	18	5253	85	5672A	55	6083	86
4656	51	5001	91, 92	5254	85	5673B	57	6084	86
4658	51	5008	89, 92	5255	51	5674C	55	6085	87
4661	26	5014	85	5268-C	12	5676A	62	6086	86
4684	17	5018	34	5279	84	5677B	54	6087	86
4690	39	5019	89	5280	84	5678-K	66	6088	86
4691	39	5019N	89	5281	84	5682	65	6101A	75
4702	47	5026	89	5285	18	5689A	63	6102A	75
4719	92	5026N	89	5286	18	5697	8	6106	66
4723	68	5051	13	5290	26	5698	14	6107	85
4725	10	5053	42	5291A	45	5699	33	6108	85
4726	50	5054	10	5292	64	5700	33	6109	85
4741	47	5056	26	5295	45	5701	33	6112A	61
4742	48	5058-X	9	5297	17	5733	84	6146	61
4768-K	43	5066	25	5298	28	5748	14	6147	61
4770	34	5068	25	5299	28	5749	15	6162	61
4771	47	5069	13	5300	28	5787A	65	6172A	59
4772	47	5076	25	5301	45	5788	70	6173A	58
4773	37	5085	17	5302	42	5790	74	6174	59, 61
4777-C	10	5088	20	5304-K	11	5795A	75	6175	61
4777-K	10	5089	25	5305	13	5800A	75	6203	65
4778	90	5090	28	5307	18	5803A	75	6204A	56
4787	25	5108	85	5309A	62	5806A	75	6212	66
4788	19	5110	79	5312	84	5809A	75	6231	42
4804	20	5113A	81	5319	81	5812A	75	6232A	63
4805	20	5114	85	5325A	55	5827A	75	6235	64
4813-BB	9	5117A	81	5342	10	5830	69	6237	61
4826	68	5133	66	5343-C	12	5898	62	6244	42
4846-BB	9	5142-K	66	5344	18	5899A	58	6245	42
4846-K	9	5143-K	66	5360	69	5900A	58	6248	42
4846-X	9	5144	64	5375	22	5901B	56	6249	41
4850	20	5145	30	5401	84	5903A	57	6252	65
4859	20	5148	19	5402	84	5904A	57	6253-C	8
4862	51	5155	25	5405	38	5906A	63	6254	15
4864	51, 52, 53	5156	25	5406	31	5907A	63	6262	65
4892	29	5157	25	5413	85	5908A	63	6263	65
4896	18	5165	38	5418	69	5909A	63	6264	65
4897	31	5167	32	5422-C	44	5910B	64	6265	75
4898	29	5168	32	5423-C	10	5911B	64	6266	75
4899	31	5169	32	5428	42	5912B	64	6275	60
4900	33	5170	32	5437	85	5913	64, 83	6283-C	42
4903	52	5173	37	5510	15	5914	64	6286	63
4911A	46	5178	26	5511	17	5916A	65, 70	6288	63
4914	29	5186	50	5513	15	5931	32	6291	7
4933	31	5187-C	11	5514	85	5934	38	6303	67
4934	31	5187-K	11	5515A	84	5935	38	6304	63
4935-BB	9	5188	13	5517A	62	5936	39	6315	90
4945-K	12	5189	13	5519A	62	5940	67	6316	91
4956	25	5198	52	5520	69	5948	47	6320	90
4957	26	5203	52	5521	45	5950A	62	6323	90
4958	26	5208	85	5522	68	5951A	62	6324	90
4959	20	5218	26	5523	44	5952A	60	6331	91
4964-SS	7	5219	26	5525	45	5953A	60	6340	54
4969	13	5220	85	5528	86	5955	61	6341	60
4970	13	5223	10	5529	86	6041B	64, 70	6342	60
4979	19	5230	31	5531	87	6042B	64, 70	6343	55

Model#	Page#	Model#	Page#	Model#	Page#	Model#	Page#	Model#	Page#
6344	55	6551	77	6856	80	72912	32	72980	22
6345	59	6553	68	6857	80	72913	32	72981	22
6351	74	6554	77	6863	80	72914	74	72982	22
6352	74	6567	70	6864	80	72915	74	72983	3, 22
6353	74	6568	88	6869	80	72916	74	72984	22
6354	66	6570	46	6873	82	72917	74	72985	22
6356	46	6573A	65, 70	6874	82	72918	32	72987	3, 22
6357	45	6576	46	6878	82	72919	73	72988	22
6358	63	6580	64, 83	6879	82	72920	73	72989	22
6364	66	6601	60	6880	82	72921	74	72991	22
6365	62	6700	18	6881	82	72922	74	72992	22
6366	62	6701	18	6882	82	72923	73	72993	22
6383	67	6702A	79	6883	34	72924	70, 73	72995	22
6384	67	6703A	79	6884	34	72925	73	72996	22
6387	33	6704A	79	7035	18	72926-C	7	72997	22
6389	35	6705	18	7040	18	72927-C	12	72998	22
6405	64, 83	6706	82	7042	18	72928	71	72999	22
6411	83	6712	82	7057	25	72929	73	73000	22
6413	64, 83	6713	82	7073	19	72930	32	73001	22
6440	35	6714	28	7093	80	72931	14	73002	23
6441	35	6715	28	7094	80	72932	15	73003	23
6442	74	6716	28	7107	81	72933	15	73004	23
6443	68	6717	19	7108	81	72934	14	73005	3, 23
6469	62	6718	19	7142	82	72935	71	73006	23
6470	62	6720	33	7150	82	72936	73	73007	23
6472	62	6721	67	7151	82	72937	16	73008	23
6475	66	6723	60	7152	82	72938	16	73010	23
6477	62	6726	60	7156	81	72940	4, 77	73011	23
6479	63	6727	40	7157	81	72941	77	73012	23
6481	83	6728	30	7158	81	72942	60, 77	73014	23
6483	91	6729	67	7159	81	72943	21	73015	23
6484	91	6730	67	7160	81	72944	21	73016	23
6485	91	6731	78	7211	80	72945	21	73017	23
6486	91	6732	78	7215	80	72946	21	73018	3, 23
6490	74	6733	67	7207	18	72950	21	73023	24
6491	76	6734	67	7269	80	72952	21	73024	24
6493	76	6735	19	7270	80	72953	21	73025	24
6494	76	6736	19	7271	80	72954	21	73026	24
6495	76	6737	18	7272	80	72956	21	73028	24
6496	76	6738	18	7273	79	72958	21	73029	24
6497	76	6739	18	7274	79	72959	21	73030	24
6498	76	6740	18	7275	79	72960	21	73032	3, 24
6499	76	6741	19	7276	79	72961	21	73033	24
6500	4, 76	6745	19	7283	80	72962	21	73034	24
6502	89	6744	18	7284	80	72963	21	73035	24
6510-V	88	6746A	18	7286	79	72964	21	73037	24
6515	89	6747	19	7287	79	72965	3, 21	73038	3, 24
6516	89	6748	19	7288	79	72966	21	73039	24
6517	88	6752A	18	7289	79	72967	21	73040	76, 77
6519	89, 92	6754	18	7290	65	72968	21		
6523	90	6779	27	72902	72	72969	21		
6524	91	6780	27	72903	72	72970	21		
6530A	56	6781	27	72904	72	72971	3, 21		
6534	83	6782	27	72905	72	72973	21		
6544	83	6800	82	72906	72	72974	21		
6545	31	6803	26	72907	72	72975	20		
6546	31	6850	80	72908	12	72976	27		
6547	35	6851	80	72909	12	72977	27		
6548	35	6854	81	72910	16	72978	27		
6549	35	6855	81	72911	16	72979	27		

You can quickly find complete product specifications and discover Pomona's newest product announcements when you visit our website:

www.pomonaelectronics.com



Now there are three ways for you to find the product you are looking for.

1. Search by Keywords

Simply click on [Search by Keywords] in the left-hand column of the homepage. Then enter the description of the product in the keywords box and select [GO].

2. Search by Model #

Enter the model number of the Pomona product into the [Search by Model No.] box and select [GO].

3. Search by Category

From the homepage, select [View Products] under either "Test and Measurement" or "Broadcast/Multimedia". You will see a list of product categories from which to choose.



Whichever method you choose, you will be presented with model numbers and "pdf" hotkeys which will take you directly to specification information on the product you want.

Check Stock Availability

Once you have a specific Pomona model number you are interested in, you can immediately find a distributor with stock on hand. You can click the "Check Stock Availability" link or from the left-hand navigation column, select [View Distributor Stock], enter the model number into the box, and click [GO]. You will be presented with a list of distributors with that part on hand.

Print a RoHS Compliance Certificate

Also, you can find RoHS Compliance Certifications on the left-hand navigation column by selecting [RoHS Compliant Products] and selecting the model you are looking for.

Make the Pomona site your "favorite" place to "go to" when you need the world's most complete line of quality test accessories.





Technical Support

techsupport@pomonatest.com

Because technical questions about products or applications can arise almost anywhere, Pomona offers technical support with a qualified resource via e-mail or visiting the Pomona website. While you are in the Technical Support section of our website, you can also refer to selector guides, view or request a catalog, or go directly to the specific product information you seek.

Nothing in this catalog is to be construed as an offer. Product availability, prices and delivery dates are subject to Pomona's order confirmation form. The same applies to orders based on development samples delivered. Pomona products are intended to be used in accordance with the specifications in this catalog. Any use or application that deviates from those specifications may be dangerous. **A limited warranty applies to Pomona products. Pomona will not be liable for any loss, damage, cost of repair, or incidental or consequential damages of any kind, arising in connection with the design, manufacture, sale, or repair of the products, whether based on express or implied contract, negligence or strict liability. Pomona will not be liable to buyer for any amount exceeding the purchase price of the product which proves to be defective.** Pomona will not be responsible or liable for any patent infringements or other rights of third parties, which may result from the use of this catalog. Registered trademarks used in this catalog are the property of their respective companies.





Pomona[®]

ELECTRONICS

Professionals Trust
Pomona Performance

In the United States:

Pomona Electronics
9028 Evergreen Way
Everett, WA 98204
United States

www.pomonaelectronics.com

Tel: 1-800-490-2361
Fax: 1-425-446-5844

Lit.#: 2074413 C-ENG-N Rev.D

Volume 52

In Europe:

Pomona Electronics
P.O.Box 1186
5602 BD Eindhoven
The Netherlands

www.pomona.cc
europe@pomona.cc

Tel: +31 (0) 40 2675 150
Fax: +31 (0) 40 2675 151

Pub ID: 11299-eng Rev 01

All other areas:

www.pomonaelectronics.com

Tel: 1-425-446-5500
Fax: 1-425-446-5844

Products in this catalog are available through:

