



DREMEL®

2005 Product and Accessories Catalog



For more information contact the Dremel Experts at:
1-800-437-3635 U.S.A. / 1-888-285-3476 CANADA
or online at: www.dremel.com

Corded Rotary Tools

- 4-5** Dremel® High Speed Rotary Tools
- 6-8** Dremel® 400 Series XPR™ Rotary Tool
- 9** Digital High Speed
- 10-11** MultiPro Variable Speed
- 12** MultiPro Two Speed and Single Speed

Cordless Rotary Tools

- 13** Alkaline Cordless Kits
- 14-15** 10.8V Lithium-Ion Cordless
- 16-17** MultiPro Cordless Tools

Attachments

- 18** FlexLite™ Attachment
- 19** XPR™ Attachments
- 20** Plunge Router and Grout Removal Attachments
- 21** Cutting Kits
- 22** Workstation Attachment
- 22** Right Angle and Tool Holder Attachments
- 23** Sharpening and DREMELite™ Attachments
- 24** Flex Shaft Attachments
- 24-25** Miscellaneous Attachments
- 25** Router Table and Mini Saw Attachments

Accessories

- 26-27** Carving / Engraving Accessories
- 28** Routing Accessories
- 28-29** Grinding Accessories
- 30-31** Cutting Accessories
- 32-33** Cleaning / Polishing Accessories
- 34-35** Sanding Accessories
- 36** Miscellaneous Accessories
- 37-39** Accessory Kits and Sets

Scroll Saws

- 40-41** 18" Variable Speed Scroll Station
- 42-43** 16" Variable Speed Scroll Saw
- 44** Scroll Saw Blades

Other Tools

- 45** VersaTip™ Multipurpose Tool and Accessories
- 46-47** Contour Sander and Accessories
- 48** Engraver



Customer Support

Answering questions for consumers about our tools is accomplished by a well-prepared staff known as the Dremel Experts. With over 450 total years of combined work experience, the Dremel Experts are ready to serve you.

Call 1-800-437-3635 USA.
1-888-285-3476 CANADA.

Introduction

What is a Dremel High Speed Rotary Tool?

The Dremel rotary tool is lightweight, compact and versatile, which makes it very "friendly". This tool works differently from any other tool you've ever owned. With more than 150 available accessories, you can use it to cut, sand, shape, drill, buff, grind, polish, rout, etch, clean and more. You'll find hundreds of uses for the tool around the house.

Just How Does the Rotary Tool Work?

The rotary tool doesn't work like other tools that rely on brute force to muscle through jobs. The Dremel rotary tool uses speed. Very high speed! It actually spins at rates up to 35,000 rpm. In fact, at 35,000 rpm a Dremel rotary tool with a high-speed cutting bit can make an incredible 4,000 cuts a second! It's what we call "The Dremel Speed Advantage!" The speed does all the work. You just guide the tool.

The Tool that Performs When Other Tools Won't.

We talk to Dremel tool owners all the time. A comment we hear fairly often is "if you can't figure out another way to get a job done, you'll find a way to do it with a Dremel rotary tool". It's an amazing performer! Check out the Dremel Owners Club on our web site at www.dremel.com for some unusual and fantastic uses people have found for their Dremel rotary tools.

It's the Right Tool for Detail Work.

With the new XPR™ Planer, who needs to remove a door from its hinges to fix a stuck door? With a drywall bit, who needs a keyhole saw to make a hole for an electrical outlet? You get the picture. Obviously, a Dremel rotary tool won't replace all your other tools. (It makes a lousy hammer.) But for a lot of jobs that you only rarely tackle, the Dremel rotary tool makes a great alternative solution. That's why a lot of people tell us the first thing they think when faced with any job around the house is "How can I use my Dremel tool here?"



DREMEL 400 XPR[®]

- Maximum performance across all speeds 5,000 - 35,000 RPM.
- Increased performance for new XPR attachments.
- Speed dial settings for ideal control and precision.
- Lock-out collet button feature for quick accessory changes.
- A must have – for those serious about tools.

DIGITAL VARIABLE SPEED

- 5,000-35,000 RPM
- Digital technology for controlled speed setting and performance.
- LCD readout for accurate speed setting.
- Delivers precision and control.

MultiPro[®] VARIABLE SPEED

- The original Dremel tool.
- 5,000-35,000 RPM
- Provides improved ergonomics, precision and control.
- Ideal for a wide range of special and do-it-yourself projects using various speed ranges for added versatility.

MultiPro[®] TWO SPEED

- 15,000 and 35,000 RPM
- Ideal for multiple applications on a variety of materials.
- Replaceable motor brushes help extend tool life.

MultiPro[®] SINGLE SPEED

- 35,000 RPM
- Ideal for grinding, sanding, carving and cutting.
- Can be used with external speed control.



Motor: 120V, 50-60 Hz, AC, 2.0 Amps. **Power Cord:** 6' (1,8m)



Motor: 120V, 50-60 Hz, AC, 1.15 Amps. **Power Cord:** 10' (3,0m)



Motor: 120V, 50-60 Hz, AC, 1.15 Amps. **Power Cord:** 6' (1,8m)



Motor: 120V, 50-60 Hz, AC, 1.15 Amps. **Power Cord:** 6' (1,8m)



Motor: 120V, 50-60 Hz, AC, 1.15 Amps. **Power Cord:** 6' (1,8m)

DREMEL[®] 400 XPR[™]

SERIES

Precision Control

Ball bearing design for smooth performance.

Lock-Out Collet Button

For quick accessory changes.

Maximum Versatility

Works with ALL existing Dremel attachments and accessories plus new XPR attachments.

Easy to Handle

Ergonomic styling for comfort and control.

On/Off Switch

Positioned up front for easy access

NEW!

Consistent Speeds

Set dial to your desired speeds from 5,000 through 35,000 RPM – no other AC power tool is faster.

Long Life

Replaceable motor brushes for hours of high performance use.

Increased Performance

2.0 Amp motor for more performance than ever before.



400 Series XPR[™] Kit – Model 400-3/51



Kit Accessories

150 Drill Bit	414 Small felt wheel
401 Mandrel	420 HD Emery cut-off wheel (20)
402 Mandrel	421 Polishing Compound
191 High speed cutter	422 Felt Buff Cone
403 Bristle Brush	425 Emery wheel
407 Coarse 1/2" sanding drum	426 Fiberglass cut-off wheel
408 Coarse 1/2" sanding band	428 Carbon Steel Brush
411 Coarse sand discs (10)	429 Large felt wheel
	430 Coarse 1/4" sanding drum
	431 Coarse 1/4" sanding band
	432 Fine 1/2" sanding band
	438 Fine 1/4" sanding band
	541 Aluminum oxide wheel
	561 Multipurpose Cutting Bit
	932 Aluminum oxide stone

Contents

- 400 Series XPR[™] Rotary Tool
- XPR[™] Storage Case
- Flex Shaft Attachment
- Lawn Mower and Garden Tool Sharpener
- Circle Cutter
- 51 Assorted Accessories
- Quick Start Book
- Quick Change Collet Nut
- Wrench

Deluxe Storage Case

Organizes accessories and attachments better than ever before. New accessory kits snap right into the case for more flexibility than ever!

New XPR[™] Attachments

Designed exclusively to utilize the increased power and performance of the XPR Rotary Tool. (See p. 19)



400 Series XPR™ Kit – Model 400-3/71



Contents

- 400 Series XPR™ Rotary Tool
- XPR™ Deluxe Storage Case
- XPR™ Planer
- Flex Shaft Attachment
- Circle Cutter
- 71 Assorted Accessories
- Quick Start Book
- Quick Change Collet Nut
- Wrench

Kit Accessories

150 Drill Bit	414 Small felt wheel (2)	432 Fine 1/2" sanding band (2)
401 Mandrel	420 HD Emery cut-off wheel (20)	438 Fine 1/4" sanding band (2)
402 Mandrel	421 Polishing Compound	540 1-1/4" Cut-off wheel bulk (2)
109 Engraving cutter	422 Felt Buff Cone	541 Aluminum oxide wheel
191 High speed cutter	425 Emery wheel (2)	561 Multipurpose Cutting Bit
403 Bristle brush	426 Fiberglass cut-off wheel	932 Aluminum oxide stone
404 Bristle brush	428 Carbon Steel Brush	953 Aluminum oxide stone
407 Coarse 1/2" sanding drum	429 Large felt wheel (2)	8193 Aluminum oxide stone
408 Coarse 1/2" sanding band (2)	430 Coarse 1/4" sanding drum	84922 Silicon carbide stone
411 Coarse sand discs (15)	431 Coarse 1/4" sanding band (2)	85602 Silicon carbide stone

400 Series XPR™ Kit – Model 400-6/90



Contents

- 400 Series XPR™ Rotary Tool
- XPR™ Deluxe Storage Case
- XPR™ MultiSaw
- XPR™ Planer
- Flex Shaft Attachment
- FlexLite™
- Cutting Guide
- Circle Cutter
- 90 Assorted Accessories
- Quick Start Book
- Quick Change Collet Nut
- Wrench

Kit Accessories

150 Drill Bit	414 Small felt wheel (5)	438 Fine 1/4" sanding band (3)
401 Mandrel	420 HD Emery cut-off wheel (20)	540 1-1/4" Cut-off wheel bulk (3)
402 Mandrel	421 Polishing Compound	541 Aluminum oxide wheel
109 Engraving cutter	422 Felt Buff Cone	561 Multipurpose Cutting Bit
191 High speed cutter	425 Emery wheel (4)	932 Aluminum oxide stone
194 High speed cutter	426 Fiberglass cut-off wheel (2)	952 Aluminum oxide stone
403 Bristle Brush	428 Carbon Steel Brush	953 Aluminum oxide stone
404 Bristle brush	429 Large felt wheel (2)	8193 Aluminum oxide stone
407 Coarse 1/2" sanding drum	430 Coarse 1/4" sanding drum	84922 Silicon carbide stone
408 Coarse 1/2" sanding band (3)	431 Coarse 1/4" sanding band (3)	85422 Silicon carbide stone
411 Coarse sand discs (20)	432 Fine 1/2" sanding band (3)	85602 Silicon carbide stone

Digital High Speed Rotary Tool – Model 398



Electronic feedback controller. Keeps speed constant under load at low and mid speed range.

Digital LCD readout. Provides accurate speed readouts in 1,000 RPM increments.

“Soft Start”. Allows the tool to come up to a selected speed gradually.

Separate on/off and variable speed buttons. Provides convenient speed adjustments and maintains selected speed, even when tool is switched off.

Ergonomic design. Balanced, easy to handle and comfortable to use.

Unique fan design. Maximizes airflow for cool motor performance.

Ball bearing construction. Smooth and quiet operation.

Variable speeds (5,000-35,000 RPM). Provides maximum control & precision.

Replaceable motor brushes. Longer tool life.



Digital High Speed Rotary Tool Kit – Model 3981-01

Kit Accessories

106 Engraving cutter	420 Heavy duty cut-off wheel (10)
150 Drill bit	425 Emery wheel
191 High speed cutter	426 Fiberglass cut-off wheel (2)
401 Mandrel	429 Felt wheel
402 Mandrel	430 Coarse 1/4" sanding drum
403 Bristle brush	431 Coarse sanding band (3)
407 Coarse 1/2" sanding drum	432 Fine sanding band (3)
408 Coarse sanding band (2)	438 Fine sanding band (2)
409 Emery cut-off wheels (2)	932 Aluminum oxide stone
411 Coarse sand discs (10)	8193 Aluminum oxide stone
414 Small felt wheels (2)	84922 Silicon carbide stone
415 Dressing stone	

Contents

- Digital High Speed Rotary Tool
- Small Window Case
- Dremel Chuck
- 50 Assorted Accessories
- Quick Start Book
- Wrench

MultiPro High Speed Rotary Tool

- The original Dremel tool.
- 5,000 -35,000 RPM.
- Provides improved ergonomics, precision and control.
- Ideal for the widest range of special and do-it-yourself projects using various speed ranges for added versatility.

Comfort Grip Housing

Anti-slip comfort grip housing provides better control, easier handling.

High Speed

(5,000 - 35,000 RPM)
... speed does the work.

Universal Motor with Ball Bearings

Ball Bearings help keep motor running cool under load.

Click & Set On/Off Switch

... match the speed to the job.

Replaceable Motor Brushes

... 5 times longer motor life.



MultiPro Rotary Tool Kit – Model 395

Kit Accessories

- 150 Drill Bit
- 401 Mandrel
- 402 Mandrel
- 407 Coarse 1/2" sanding drum
- 409 Emery cut-off wheels (2)
- 414 Small felt wheels (2)
- 425 Emery wheel
- 8193 Aluminum oxide stone

Contents

- MultiPro Variable Speed Rotary Tool
- 10 Assorted Accessories



MultiPro Rotary Tool Kit – Model 3962-02

Contents

- MultiPro Variable Speed Rotary Tool
- Small Window Case
- Dremel Chuck
- 75 Assorted Accessories

Kit Accessories

- 150 Drill Bit
- 191 High speed cutter
- 401 Mandrel
- 402 Mandrel
- 407 Coarse 1/2" sanding drum
- 408 Coarse 1/2" sanding band (3)
- 409 Emery cut-off wheel (5)
- 411 Coarse sanding discs (36)
- 414 Small felt wheel (4)
- 420 Heavy duty emery cut-off wheel (3)
- 425 Emery wheel (2)
- 426 Fiberglass cut-off wheel
- 429 Large felt wheel (4)
- 430 Coarse 1/4" sanding drum
- 431 Coarse 1/4" sanding band (3)
- 432 Fine 1/2" sanding band (3)
- 438 Fine 1/4" sanding band (3)
- 541 Aluminum oxide wheel
- 8193 Aluminum oxide stone



Two Speed MultiPro Kit – Model 2850-02

- Ideal for multiple applications on a variety of materials.

Kit Accessories

- 150 Drill bit
- 401 Mandrel
- 402 Mandrel
- 407 Coarse 1/2" sanding drum
- 408 Coarse 1/2" sanding band (3)
- 409 Emery cut-off wheel (5)
- 411 Coarse sanding disc (5)
- 414 Small felt wheel (4)
- 420 HD Emery cut-off wheel (2)
- 425 Emery wheel (2)
- 426 Fiberglass cut-off wheel
- 429 Large felt wheel (4)
- 430 Coarse 1/4" sanding drum
- 431 Coarse 1/4" sanding band (2)
- 432 Fine 1/2" sanding band (2)
- 438 Fine 1/4" sanding band (3)
- 541 Aluminum oxide wheel
- 8193 Aluminum oxide stone



Single Speed MultiPro Tool Kit – Model 275-02

- Ideal for sanding, carving and drilling.

Contents

- 10 Assorted Accessories
- Quick Start Book
- Wrench

Kit Accessories

- 150 Drill bit
- 401 Mandrel
- 402 Mandrel
- 407 Coarse 1/2" sanding drum
- 408 Coarse 1/2" sanding band
- 414 Small felt wheel
- 425 HD Emery cut-off wheel (2)
- 429 Emery wheel
- 429 Large felt wheel



Alkaline Cordless Kits

- 6.0 volts of power and two speeds for light duty precision jobs.
- 6,000 / 12,000 RPM
- Kits use 4 AA batteries (not included).

Golf Cleaning Kit – Model 760-01*

- Cleans clubs in seconds.
- Case easily attaches to your golf bag.
- Cleans club faces and grooves for improved ball control and accuracy.



Contents

- Alkaline 2 Speed Cordless Rotary Tool
- Carrying Bag
- Quick Change Collet Nut
- Wrench

Kit Accessories

- 403 Bristle Brush
- 535 Brass Brush

Pet Nail Grooming Kit – Model 761-01*

- Quickly, easily, and safely trim your pet's nails in minutes.
- No more painful nail clipping.



Contents

- Alkaline 2 Speed Cordless Rotary Tool
- Quick Change Collet Nut
- Wrench

Kit Accessories

- 430 Coarse 1/4" sanding drum
- 431 Coarse sanding band (2)
- 438 Fine sanding band (2)

Cordless Manicure Kit – Model 762-01*

- Maintain your nails at home with the convenience of a cordless manicure tool.
- Includes everything needed to create beautiful salon style results.



Contents

- Alkaline 2 Speed Cordless Rotary Tool
- Quick Change Collet Nut
- Wrench

Kit Accessories

- 430 Coarse 1/4" sanding drum
- 438 Fine sanding band (2)
- 414 Small felt wheels (2)
- 84922 Silicon carbide stone
- 401 Mandrel

*In Canada: Golf Kit 760-35, Pet Kit 761-35, Manicure kit 762-35

Higher Speeds

5,000 - 35,000 RPM, Corded performance in a cordless tool.

Variable Speeds

Handle a greater range of applications with more precision.

Increased Versatility

Over 150 attachments and accessories available.

Soft Grip

Designed for superior control and balance.

Small and Lightweight

For easier handling and less fatigue.

Battery Fuel Gauge

Know when it's time to recharge.

High Capacity 10.8V Lithium-Ion Battery Pack

For longer run-times.

**The Power and Freedom****10.8V Lithium-Ion Cordless Rotary Tool Kit – Model 8000-01*****Contents**

- 10.8V Lithium-Ion Cordless Rotary Tool
- Heavy Duty Storage Case
- Quick Change Collet Nut
- 3-Hour Charger
- 60 Assorted Accessories
- Quick Start Book
- Wrench

*In Canada: 10.8V Lithium-Ion Cordless Kit 8000-35

Kit Accessories

150 Drill Bit
401 Mandrel
402 Mandrel
109 Engraving cutter
191 High speed cutter
407 Coarse 1/2" sanding drum
408 Coarse 1/2" sanding band (4)
409 Emery cut-off wheel (15)
411 Coarse sand discs (10)
414 Small felt wheel (5)
420 HD Emery cut-off wheel (2)
425 Emery wheel (2)
429 Large felt wheel (3)
430 Coarse 1/4" sanding drum
431 Coarse 1/4" sanding band (2)
432 Fine 1/2" sanding band (3)
438 Fine 1/4" sanding band (3)
541 Aluminum oxide wheel
932 Aluminum oxide stone
8193 Aluminum oxide stone
84922 Silicon carbide stone

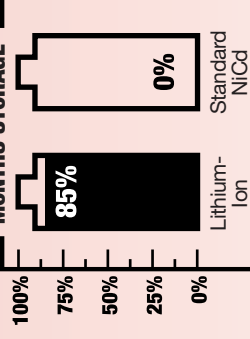
**to Tackle Any Project, Anywhere!****10.8V Lithium-Ion Cordless Rotary Tool Accessories****Lithium-Ion Battery Pack – Model 855-01****Lithium-Ion 3-Hour Charger – Model 856-01****Why Lithium-Ion Cordless?**

50% More Power! Handle the tough jobs!
40% More Speed! Highest speed available in cordless rotary tools!

Always Ready.

When in storage, battery holds a charge 6 times longer than standard NiCd batteries.

No Memory Effects. Standard batteries must be drained before recharging. Lithium-Ion batteries can be recharged at any time without ever damaging the original charge capacity or run time!

BATTERY CHARGE AFTER 4 MONTHS STORAGE

† Compared to previous cordless model

Attachment Compatibility Key

Attachments Model Number	Tool Model Number									
	400	398	395	285	275	800	780	770	750	
212	☆	•	•	•	•	☆	•	•		
220	•	•	•	•	•	•	•	•		
225	•	•	•	•	•	•	•	•		
231	☆	•	•	•	•	•	•	•		
330	☆	•	•	•	•	•	•	•		
335	•	•	•	•	•	•	•	•		
565	•	•	•	•	•	•	•	•		
566	•	•	•	•	•	•	•	•		
568	•	•	•	•	•	•	•	•		
575	•	•	•	•	•	•	•	•		
670	•	•	•	•	•	•	•	•		
675	•	•	•	•	•	•	•	•		
677	•	•	•	•	•	•	•	•		
1453	•	•	•	•	•	•	•	•		
2217	•	•	•	•	•	•	•	•		
2222	•	•	•	•	•	•	•	•		
MS400	•	•	•	•	•	•	•	•		
PL400	•	•	•	•	•	•	•	•		
FL400	•	•	•	•	•	•	•	•		

Use this chart to find out which attachments work with your tool, or use the mini charts included with the attachments' descriptions. Adapters may be needed.

☆ Adapter required. Phone the Dremel Experts at 1-800-437-3635 for free adapter.

FlexLite™ – Model FL400

Lights up your work area!

- High intensity LED light.
- Easy to use twist on/off switch.
- Flexible arm for easy positioning.
- Attaches to: 400 Series XPR™ Rotary Tool, 400 Series XPR™ Storage System, 335 Plunge Router, 1800 Scroll Station, and 220 Workstation.
- Includes detachable bench clip.




XPR™ MultiSaw – Model MS400

Goes where ordinary saws can't. Like having a jig saw, reciprocating saw, and scroll saw in one compact attachment.



- Universal blade holder uses standard "J" and "T" shank jigsaw blades.
- 3/8" blade stroke for fast and controlled scroll and straight line cutting.
- Pivot foot provides easier control in a variety of materials and shapes.
- Includes one wood cutting blade for straight and curved cutting.
- For use only with the 400 Series XPR™ rotary tool.



XPR™ Planer – Model PL400

Refinish furniture, fix stuck doors and cabinets, chamfer sharp edges, fit wood flooring and more.



- High-speed steel, precision-ground blade lasts up to 500 linear feet.
- 2-1/4" planing width removes approximately 1/64" with each pass.
- Features a 90 and 45 degree edge guide.
- For use only with the 400 Series XPR™ rotary tool.

Plunge Router Attachment – Model 335

Converts your corded Rotary Tool into a plunge router.



Routs decorative edges.



Routs accurate circles.


- Clear base.
- Two depth stops.
- Includes edge guide and circle guide.
- Rout circles, parallel to edge, signs and inlay work and decorative edges.

Cutting Kits

Provide controlled cutting in a variety of materials.

- Allows for sturdy controlled cuts with maximum visibility.
- Easy depth adjustment. Set to the correct cutting depth for the material you are working on.

- 1 Multi position depth adjustment
- 2 Easy screw on mounting
- 3 Open arch offers excellent cutting visibility



Grout Removal

Attachment – Model 568

For use on wall and floor grout!

- Multiple side depth adjustment
- 30° angle for controlled cutting
- Guides 180° apart to keep bit centered between tiles
- Easy screw on mounting
- Excellent cutting visibility
- Includes 1/16" Grout Removal Bit – Model 569. Made of solid carbide, the bit will remove both wall and floor grout.



- Also available: Model 570 1/8" Grout Removal Bit (Not included with 568)

Multipurpose Cutting Kit – Model 565

Includes cutting guide, 2 drywall cutting bits for cutting drywall for electrical boxes & air vents, and 1 multipurpose cutting bit for making cuts in ceiling tile, wood, plastic, fiberglass, drywall, laminate and vinyl siding.



Tile Cutting Kit – Model 566

Includes cutting guide and (1) tile cutting bit for shaping ceramic wall tile around fixtures or plumbing pipes.

Not for use on ceramic floor tile.



DREMEL[®] WORK STATION

Model 220

Functions as an articulating drill press that rotates 90°, rotary tool holder, and flex-shaft tool stand.

- Detents click the tool in place in 15° increments from vertical to horizontal.
- “Crow’s Nest” provides on-board storage for Dremel accessories.
- Durable, die-cast aluminum base.



Available February 2005



Tool Holder and Base – Model 2217

- Firmly holds rotary tools in any position.
- Control workpiece (hands free) for better results.



Right Angle

Attachment – Model 575

Enhances the versatility of your Dremel rotary tool by allowing you to get into hard-to-reach areas.

- Ball bearings and spiral bevel gears provide smooth and cool operation
- Coupling system allows you to orient the attachment on your tool in 12 different directions
- Quick connect system easily attaches to your rotary tool in place of the housing cap, no wrenches required
- Compact, durable design for those “hard-to-reach” places



Lawn Mower and Garden Tool Sharpener – Model 675

The fastest, easiest, safest way to sharpen your lawn mower blade and other garden tools.

- Guide provides optimum sharpening angle.
- Sharpens most rotary lawn mower blades.
- Easy to install and use.
- Long-wearing ABS plastic material.
- Comfortable ergonomic design.
- Includes grinding stone, #932 (see p.29).



932



Chain Saw

Sharpening Attachment – Model 1453

- Easily sharpen the dulllest of chains.



Contents

- Sharpening attachment
- 2 Spacers
- 3 Sharpening Stones Nos. 453, 454 and 455. (see p. 28)
- Gauge
- Wrench
- Instruction manual



DREMELite™ – Model 677

The new attachment that lights your way!

- Provides visibility in dimly lit areas and increases light on detailed projects.
- Easy to attach, no confusing wires or connections.
- Two extremely long lasting and durable LED lights.
- Uses a magnet threaded onto the tool's output shaft to provide a clever and simple power source.



Flex Shaft Attachment – Model 225

Ideal for hard to reach places and fine detail work.

- Quick connect attach system.
- 36" long cable with new 5" bend radius provides more flexibility.
- Comfort grip hand piece.
- Integrated shaft lock button.
- Holds up to 1/8" shank.
- Works with collet system and Dremel chuck.



Shaper/Router Table – Model 231

Converts your corded Rotary Tool into a bench mounted wood shaper.

- Features an adjustable fence and large 8" x 6" worktable.
- Slot, groove, sand and trim edges.



Flex Shaft Tool Holder – Model 2222

Conveniently suspends any Dremel Rotary Tool above your workbench.

- Perfect for use with the Flex-Shaft attachment.
- Clamps to workbenches up to 1-3/4" thick, and adjusts in height from 12" to 42".
- Store extra bits on base.



Mini Saw Attachment – Model 670

Works great on wood and all wood-like materials.

- Quick connect system attaches to your rotary tool in seconds.
- Make clean, straight perpendicular cuts up to 1/4" thick.
- Clear housing provides better visibility.
- Lower guard retracts when not in use to ensure safety.
- Includes blade 546 shown below.



Rip/Crosscut Blade – Model 546

- Long-lasting steel blade.
- 1-1/4" diameter, 48 teeth.
- One blade per package.
- For use with Mini Saw Attachment only.



Miscellaneous Attachments



Foot Speed Control – Model 221

- Pressure sensitive pedal provides speed control.
- Variable speed from 0 to full RPM.
- 6 Amp. capacity.
- Use only with single speed rotary tools 275 and 732.



D-Vise – Model 2214

- Vise swivels 360° and tilts 180° in all directions.
- Padded jaws open to 2-1/2".



Deluxe Window Storage Case – Model 2610999673

Accessories not included.



Tool Storage Case – Model 15009

- For ease of changing bits

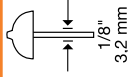


Wrench – Model 90962

Routing

ROUTER BITS For routing, inlaying, and mortising in wood and other soft materials. Use with Dremel No. 330 Router Attachment, No. 335 Plunge Router Attachment, and No. 231 Shaper/Router Table. Made of high speed steel.

3/32"	1/8"	1/4"	1/2"	3/16"	1/4"	5/16"	
2,4 mm	3,2 mm	6,4 mm	12,7 mm	4,8 mm	6,4 mm	7,9 mm	
Plotted Corner Rounding	Corner Rounding	V-Groove	Chamfer	Straight	Straight	Keyhole	
612	615	617	618	640	650	652	654




Grinding/Sharpening (Continued)

ALUMINUM OXIDE GRINDING STONES (ORANGE / BROWN) Use on metals, castings, welded joints, rivets and rust. Ideal for sharpening, de-burring and general purpose grinding of most materials.

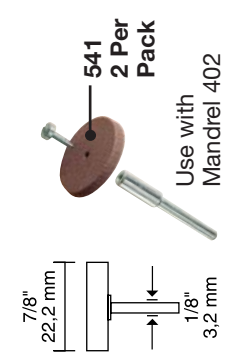
7/16"	3/8"	3/16"	5/8"	3/8"	1/4"	3/8"	1"
11,1 mm	9,5 mm	4,8 mm	15,9 mm	9,5 mm	6,4 mm	9,5 mm	25,4 mm
911	932	941	945	952	953	8175	8215



ALUMINUM OXIDE ABRASIVE WHEEL Perfect for cleaning, de-burring, removing rust, and polishing of most metals, including stainless steel.



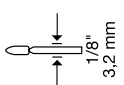
ALUMINUM OXIDE GRINDING WHEEL Use for de-burring, rust removal and general purpose grinding.



Grinding/Sharpening

SILICON CARBIDE GRINDING STONES (BLUE / GREEN) Designed to work well on stone, glass, ceramics, porcelain and non-ferrous metals.

9/32"	1/8"	1/8"	3/16"	25/32"	13/32"	1/2"
7,1 mm	3,2 mm	3,2 mm	4,8 mm	19,8 mm	10,3 mm	12,7 mm
83142	83322	83702	84922	85422	85602	85622



CHAIN SAW SHARPENING STONES Precision ground for quick, easy sharpening of chain saw blades. Each package contains 2 stones.

5/32"	3/16"	7/32"
4,0 mm	4,8 mm	5,6 mm
453	454	455



DRYWALL, MULTIPURPOSE, TILE AND GROUT ACCESSORIES

Drywall

Cutting Bit – Model 560*
Gives you fast clean cuts in drywall.



560

Multipurpose

Cutting Bit – Model 561*
Cuts hardwood up to 3/8" and softwood up to 5/8". Also cuts plastic, fiberglass, drywall, laminate, aluminum & vinyl siding.



561

Tile Cutting Bit – Model 562*

Cuts ceramic wall tile, cement board, and plaster. (Not for use on floor tile.)

1/16"
1,6 mm



562

Carbide Grout Removal Bits – Model 569 and Model 570†

Ideal for replacing wall and floor grout or removing grout to replace broken tiles.

1/8"
3,2 mm



569

570

* Use with cutting guide (page 21)

† Use with grout removal guide (page 20)

RIP/CROSSCUT BLADE – Model 546

For use with Mini Saw Attachment #670 only (page 22). Thickness .023" (0,6 mm)



DIAMOND WHEEL – Model 545

Great for cutting, sawing and carving of hard materials such as marble, concrete, brick, porcelain, ceramics, hard epoxy, soft and hard wood. Mandrel #402 is included. Thickness .023" (0,6 mm)

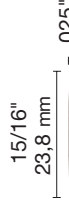


545

Do not run in excess of 20,000 RPM.

CUT-OFF WHEELS

For slicing and cutting metal, wood and plastic. Cut-Off Wheels make it easy to cut or slot bolts, screws, sheet metal, thin wood and plastic. The cut-off wheel cuts only along its edge. Do not attempt to sand or cut curved holes with them.

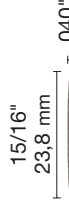


15/16"
23,8 mm

± .025"

409

36 per pack

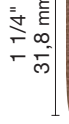


15/16"
23,8 mm

± .040"

420

20 per pack



1 1/4"
31,8 mm

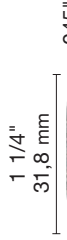
± .0625"

540

5 per pack

Use 409, 420, 426, 456 and 540 with Mandrel 402

FIBERGLASS REINFORCED CUT-OFF WHEELS

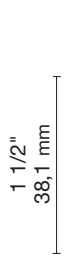


1 1/4"
31,8 mm

± .045"

426

5 per pack




1 1/2"
38,1 mm

± .045"

456*

426B
Cut-Off Wheel Dispenser
20 per pack



402

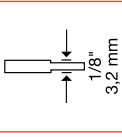
456 package includes 10 Cut-Off Wheels and a washer set. Washer set only used with 456. Mandrel #402 is sold separately.

CUTTING/SHAPING WHEEL Model 542 (CARBIDE)

For cutting and shaping on soft and hard woods, fiberglass, plastics and laminates. Do not use on metal. Mandrel included. Thickness .070" (1,8 mm)



542



1/8"
3,2 mm

Cleaning/Polishing

RUBBER POLISHING POINTS – Blue points for finishing and polishing all ferrous metals. Removes small burrs and scratch marks left by grinding and sanding, and cleans and defines grooves. Also effective on many stones and ceramics.

1/4"
6,4 mm



461

1/4"
6,4 mm

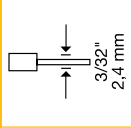


462

1/4"
6,4 mm



463



POLISHING ACCESSORIES

Ideal for polishing metals and plastics. Using polishing compound No. 421 with wheels produces a high luster.

Felt 1/2" dia.
6 per pack



414

Felt 3/8" dia.



422

Use 414, 422 and 429 with Mandrel 401



Cloth 1" dia.



423

Felt 1" dia.



429

Emery
Impregnated



425



Use 425 with Mandrel 402




POLISHING COMPOUND – Model 421

Use with felt or cloth accessories to polish metals and plastics. Compound will remove a dull oxidized film and/or light surface imperfections. A solid compound.



520

POLISHING WHEEL – Model 520
Use for light stock removal and high luster polishing of metals and hard plastics. The wheel is impregnated with a silicon carbide abrasive and lubricant, eliminating the need for polishing compound.



538

ABRASIVE BRUSH – Model 538

Dremel's strongest and longest lasting brush. Extra-thick nylon bristles are coated with an abrasive grit for material removal on the toughest jobs. Use for de-burring metal or wood and for removing rust and paint.

Do not run brush in excess of 20,000 RPM.

3/4"
19,1 mm




403

1/2"
12,7 mm

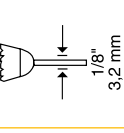


404

1/8"
3,2 mm



405



BRISTLE BRUSHES
Use for light de-burring, cleaning, polishing of silverware, jewelry and other precious metals; can use with polishing compound.

3/4"
19,1 mm




428

1/2"
12,7 mm



442

1/8"
3,2 mm



443

CARBON STEEL BRUSHES
Versatile brush for removing rust and corrosion, polish metal surfaces. De-burr and blend surface junctures, clean electrical components.



3/4"
19,1 mm




530

1/2"
12,7 mm



531

1/8"
3,2 mm



532

STAINLESS STEEL BRUSHES
Stainless steel brushes do not cause "after-rust" when used on corrosive-resistant materials like pewter, aluminum and stainless steel.



3/4"
19,1 mm



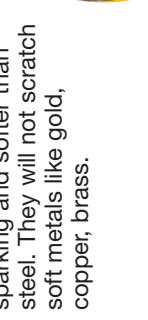
535

1/2"
12,7 mm



536

1/8"
3,2 mm



537

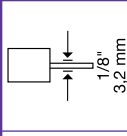
BRASS BRUSHES
Brass brushes are non-sparking and softer than steel. They will not scratch soft metals like gold, copper, brass.



Do not run brushes in excess of 15,000 RPM.

SANDING BANDS

For rough shaping and smoothing wood and fiberglass; removing rust from metal surfaces; shaping rubber surfaces. Sander bands are easily replaceable on drums, and are available in packages of 6 each.



1/4 Inch Diameter



60 GRIT
6 per pack
431



120 GRIT
6 per pack
438

1/2 Inch Diameter



60 GRIT
6 per pack
408



120 GRIT
6 per pack
432

CARBIDE SANDING BAND


The carbide grit surface is extremely durable and the edges of the band will stay crisp and sharp. Use on a variety of materials including woods, fiberglass, laminates, plastic, and leather. Drum sander mandrel included.



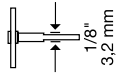
475

SANDING DISCS

For rough shaping and smoothing wood and fiberglass; removing rust from metal surfaces; shaping rubber surfaces.




Coarse 180 grit. – 411
Medium 220 grit. – 412
Fine 240 grit. – 413



Use 411, 412 and 413 with Mandrel 402


FLAPWHEELS

Flapwheels grind and polish flat or contoured surfaces. They are used most effectively as a finishing sander after heavier surface sanding and material removal is completed.



3/8"
9,5 mm
80 Grit

502




3/8"
9,5 mm
120 Grit

503



3/16"
4,8 mm
80 Grit

504



3/16"
4,8 mm
120 Grit

505



FINISHING ABRASIVE BUFFS

Bufs are a great finishing accessory for cleaning and light sanding. They work effectively on metal, wood, aluminum and plastics. Coarse and medium buff included. Coming April 2005, 512 Fine Abrasive Buff. **Not to be used in excess of 15,000 RPM.**



511




Use with Mandrel 402



CARBIDE SHAPING WHEEL

A powerful shaping tool that quickly and efficiently removes material. Easily creates compound curves and works on a variety of materials including woods, fiberglass, laminates, plastic, and leather. Mandrel included.



801



36 pieces per pack

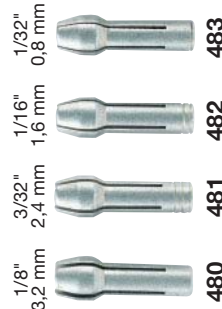
DREMEL CHUCK – Model 4486

This chuck allows you to quickly and easily change accessories on Dremel rotary tools without changing collets. Accepts accessories with 1/32" - 1/8" shanks. Use with rotary tool models 275, 285, 395, 398, 400, 750, 770, 780, and 800. Also use with Dremel attachments 212, 225, 575, and 961.



QUICK CHANGE COLLET NUT KIT – Model 4485

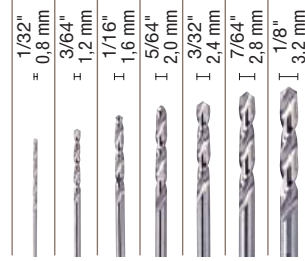
Includes Collet Nut and 4 Collets. For use with all rotary tools except models 1, 2 & 260, 270, 280 series 1 or earlier. Collets also available separately.



1/8" 3/32" 1/16" 1/32"
3,2 mm 2,4 mm 1,6 mm 0,8 mm

480 481 482 483

DRILL BIT SET – Model 628



± 1/32" 0,8 mm
± 3/64" 1,2 mm
I 1/16" 1,6 mm
I 5/64" 2,0 mm
I 3/32" 2,4 mm
I 7/64" 2,8 mm
I 1/8" 3,2 mm

BRAD POINT DRILL BIT SET – Model 631

Titanium coated brad points stay on center and begin drilling immediately. For use on wood.



1/8" 3,2 mm
5/32" 4,0 mm
3/16" 4,8 mm
1/4" 6,4 mm

NEW!

1/8-IN. DRILL – Model 150*



1/32-IN. DRILL – Model 660 4 pc. per pack. Use with 483 Collet.




3/64-IN. DRILL – Model 661 4 pc. per pack. Use with 482 Collet.



DRESSING STONE – Model 415*

Clean grinding wheels. Shape or reshape for desired applications.



3/8" 9,5 mm
1" 25,4 mm

MANDRELS



401 – Use with 414 and 422. May be used with 429.



402 – Use with 409, 411, 412, 413, 420, 423, 425, 426, 429, 456, 511, 540 and 541





- New reusable storage box
- Application and material usage information included
- XPR storage case compatible
- Removable organizer tray



20 Pieces

CLEANING / POLISHING SET – Model 684-01




Polish a variety of materials to a high luster, clean those tough-to-reach areas, plus a whole lot more!



48 Pieces

CUTTING / CARVING / SANDING SET – Model 685-01

Collet #481 or Dremel Chuck #4486 needed for use with engraving cutter #107.



*Available as service part only.





SANDING / GRINDING

SET – Model 686-01

Sharpen lawn tools, remove rust, sand down a sticking door, and engrave on glass, plus a whole lot more!

31

Pieces






GENERAL PURPOSE

SET – Model 687-01

Everything you need to cut, carve, sand, grind, clean, and polish, plus a whole lot more!

52

Pieces






CUT-OFF WHEEL

SET – Model 688-01

Reslot a screw, cut conduit, sheet metal, rusted hose clamps, plus a whole lot more!

69

Pieces



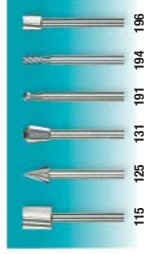
HIGH SPEED CUTTER

SET – Model 691

Use on soft metals, plastics and wood to shape, groove and carve. Use a light touch and let the speed of the rotary tool do the work.

6

Pieces




ROUTER BIT SET – Model 692

For routing, inlaying and mortising in wood and other soft materials. Use with #330 Router Attachment, #335 Plunge Router Attachment, and #231 Shaper/Router Table.

6

Pieces



TUNGSTEN CARBIDE CUTTER

SET – Model 693 Use for shaping, smoothing and removing material on hardened steel, stainless steel, fiberglass, ceramics, cast iron and wood.


5

Pieces



4

Pieces




DIAMOND POINT SET – Model 694

Use for engraving, carving, finishing and other fine detail work on a variety of materials including wood, glass, ceramic and hardened steel.

SUPER ACCESSORY KIT – Model 697 This versatile and re-usable accessory kit includes everything you need to cut, grind, sand, polish, drill, sharpen, clean and more.

145


Pieces



18" Variable Speed Scroll Station™ – Model 1800

The attributes of a full-featured variable-speed scroll saw with the added benefit of a power take-off port. Your all-in-one woodworking destination.

NEW!



18" Throat Depth

Cuts larger work pieces

Smooth Cast-iron Table

An extra-smooth finish and sturdy support to provide effortless work piece manipulation

Top Handle

Accepts pin-end and plain-end saw blades

Blade Storage

Convenient blade storage drawer keeps blades at your fingertips



Top-mounted Controls
Up-front controls for easy access

Contents

- 18" Variable Speed Scroll Station™ (12 Blade Assortment)
- 5" Sanding Disc
- Scroll Saw Blade Starter Pack (12 Blade Assortment)

Motor	1.6 A, 120V, 60Hz 1/6HP	Blade Stroke	3/4" (19,1 mm)
Speed	500-1,700 SPM (CPM)	Cutting Capacity	1-3/4" at 0° 1" at 45°
Blade	5" (12,7 cm)	Net Weight	53 lbs. 24,0 kg



Power Take-Off Port

Powers a 5" sanding disc (included) and Dremel Flex Shaft model 225 (sold separately)

Tool-less Blade Holder

No tools needed for fast and easy pin or plain-end blade changes

InfiniteCut™ Blade Holder Rotates 90° for infinite cutting length

Table Angle Tilts

Detents lock into place every 15° up to 45° to the left and at 5° to the right with a positive stop at 0° to quickly and easily square the table

Flexible LED Light

Allows movement of the light where needed for improved visibility

Flexible Dust Blower

Adjustable, multidirectional blower keeps the cutting line clear for greater visibility



18" Variable Speed Scroll Station™ Accessories

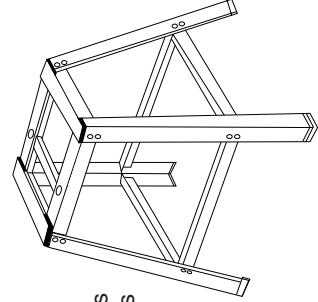
SCROLL SAW STAND – Model 18500-01

Painted finish resists rusting and leg pads keep stand from slipping. For model 1800 only.



MAGNIFIER – Model 18505

Zoom in on projects where detail is critical.



16" Variable Speed Scroll Saw – Model 1680



Contents

- 16" Variable Speed Scroll Saw
- 12 Blade Assortment

Motor	1.4 A, 120V, 60Hz 1/6HP	Blade Stroke 3/4" (19,1 mm)
Speed	500-1,600 SPM (CPM)	Cutting Capacity 2" at 0° 1" at 45°
Blade	5" (12,7 cm)	Net Weight 40 lbs. 18,15 kg



Variable Speed. Speeds of 500 – 1,600 strokes per minute to cut a variety of materials.

Top-Mounted Controls. Upfront controls for easy access.

Dust Blower. An adjustable, multidirectional blower to keep the cutting line clear.



Tool-less Blade Holder. No tools needed for fast and easy pin or plain-end blade changes.



Light. An attached 25 watt light to improve visibility during use.



Smooth Table Finish. An extra smooth finish to provide effortless workpiece manipulation.

Cast Iron Table. To evenly support your workpiece.

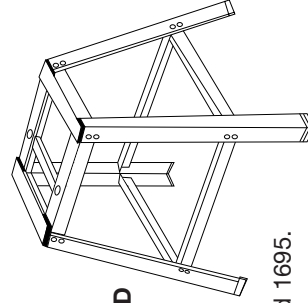


Blade Holder Storage. Handy storage to keep extra blades at your fingertips.



Two-Way Table Tilt. Tilts 45° both left and right for two-way bevel cutting.

Table Angle Detents. Angle indentations every 15° for consistent bevel cutting, with an indent at 0° to quickly and easily square the table.



SCROLL SAW STAND
– Model 16500-01

Painted finish resists rusting and leg pads keep stand from slipping. For models 1671, 1672, 1680 and 1695.

Variable Speed Scroll Saw Blades

Universal Number	Width	Thickness	Teeth per inch
PIN-END BLADES Easiest to take in and out of saw. For tight radius cutting in hard and soft wood. 5 per pack.			
16411	.110"	.018"	15
16412	.110"	.018"	10
16413	.070"	.010"	18.5
PLAIN-END BLADES Allow for extremely tight radius cutting and intricate cuts in wood, plastic, and fibrous materials. 5 per pack.			
16446	.038"	.016"	12.5
16453	.062"	.024"	9.5
METAL PIERCING BLADES Cut precious and non-ferrous metals. Must be used at slow speed. Perform best when lubricated with bees wax. 5 per pack.			
16483	.033"	.016"	36
REVERSE TOOTH BLADES Provides a smooth, splinter free finish. Leaves a clean, sharp edge on both the top and bottom of your wood piece. 12 per pack.			
16431	.029"	.012"	20F/14R
16432	.038"	.016"	12.5F/14R
Universal Number	Kerf	Teeth per inch	
SPIRAL BLADES Cut in all directions without turning the work piece. 5 per pack.			
16463	.034"- .036"	41	
CARBIDE COATED BLADES - 60 Grit Tungsten carbide coated blades shape and cut ceramic wall tiles. Also for cutting thin wood. Cut in any direction without turning your workpiece. Not for use on floor tiles. 1 per pack.			
16472	.046"- .048"	—	

VersaTip™ Multipurpose Tool – Model 1550

Multipurpose tool for wood burning, soldering, hot knife cutting of styrofoam and plastics, cutting and fusing rope.



Max. Tip Temp.	1,050° F (565° C)
Volts	110-120V, AC
Watts	30
Tool Length	7-3/8" (187,3 mm)

Contents

- VersaTip™ Tool
- 5 Tips (470, 471, 473, 474 & 499)
- Tool Stand
- Handy Tip Storage Tube



Accessories:

Soldering Tip – Model 470



General Purpose Tip – Model 471



Grading Tip – Model 472



Script Tip – Model 473



Fine Cutting Tip – Model 474



Hot Knife Tip – Model 499



Maximum tip temperature 1,050° F. Safely burn faster and darker.

6 Different design tips. Replaceable and interchangeable for maximum versatility.



Short shaft length. Excellent control of tip.
Ergonomic, stay cool design. Maximum user comfort and control.
Versatile tool stand. Convenient for storage and protects work surface.

Contour Sander

Has the power and precision needed to get even the toughest sanding jobs done quickly and easily.



Compact, lightweight design. More control, less fatigue.

Features / Benefits



Sands Flat and Contoured Surfaces

Wide selection of accessories. A variety of sandpaper, contour shapes and detail pads sand a range of curved, angled shapes and larger surfaces to eliminate hand sanding.

15% More Speed

4,000-10,000 variable strokes per minute. Variable speed gives you all the power and control to complete a variety of sanding tasks.

Long-lasting reusable sanding tubes. Sanding tubes slip easily over all contours, can be rotated 360° and are cloth backed for longer life.

Exclusive quick change accessory release. Quickly change from contour to detail pad without extra keys or wrenches.

Longer tool life. Cool-running ball bearing construction and easily replaceable motor brushes help sander perform longer and operate more efficiently.



Tool Weight	1.75 lbs. (793.8g)
Volts	120 V AC
Amps.	1.15 (1.15)
Power Cord	10' (3 m)
Strokes per Minute	4,000-10,000
Stroke Length	.060" (1.5 mm)

Contour Sander Kit – Model 6000-01

Contents

- Variable Speed Contour Sander
- 10 Sanding Contours
- 3 Sanding Tubes
- Detail Sanding Pad
- 3 Sheets of Detail Pad Sandpaper
- Dremel Tool Bag



Sanding contours included in kit 6000-01

1/8"	1/4"	1/2"	1/4"	1/2"	Flat	30°	90°	-90°
3,2 mm	6,4 mm	12,7 mm	3,2 mm	6,4 mm	12,7 mm			
6017	6019	6021	6023	6025	6027	6029	6030	6033
								6034

Contour Accessories

SANDING TUBES

- 6050** - 5 piece 80 grit
6052 - 5 piece 120 grit
6054 - 5 piece 220 grit
- 6055 - Assortment**
 - 1 piece 80 grit
 - 2 piece 120 grit
 - 2 piece 220 grit



SHUTTER EXTENSION PAD – Model 6046



DETAIL PAD SANDPAPER

- 6060** - 5 piece 80 grit
6061 - 5 piece 120 grit
6062 - 5 piece 220 grit
- 6065 - Assortment**
 - 1 piece 80 grit
 - 2 piece 120 grit
 - 2 piece 220 grit



Other Tools

Engraver – Model 290-01

Identify and personalize your valuables.
Use for decorative engraving.

- Engraves metal, glass, wood, plastic, and ceramics.
- Holding area allows for extended use.
- Soft grip adds extra comfort and control.



Contents

- Engraver Tool
- Carbide Point (9924)
- Letter/ number template

Motor	115V, AC/115 V, 60 Hz, .2 Amps/.0,2 A
Strokes	7,200/SPM
Tool Weight	12 oz. (340g)



Light and compact design. Comfortable use for precision engraving performance.



Stroke adjustment dial. Regulates engraving depth from fine lines to deep grooves.



Replaceable carbide and diamond points. Engrave on soft or hard materials.



Carbide Point – Model 9924
(Normal applications)



Diamond Point – Model 9929
(For continuous use)