



the
TOP of the **LINE**

the hottest
resistive control products
and solutions from

POTENTIOMETERS

ENCODERS

TRIMMERS

CUSTOM POSITION SENSING

FIXED RESISTORS

CUSTOM ELEMENTS

INDUSTRIAL

COMMERCIAL

the **NEW**



Take Your Pick

from the cream of the crop. **Mechanical and Optical Encoders. Potentiometers. Variable and Fixed Resistors. Attenuators. Trimmers. Trimming Potentiometers. Custom Position Sensing Elements.**

This catalog features the best of the best. The most popular resistive control innovations and position sensing solutions. And this is just the beginning. Hybrid products and custom solutions addressing specific application are also available from the world leader in resistive technology.

The New Clarostat: The Short Story

From its inception as a family business in the 1920's, Clarostat achieved recognition for technological pioneering and manufacturing leadership. Innovations with conductive plastic potentiometers and resistive controls sustained Clarostat's reputation in the industry for decades. Relocating to the Southwest in the early 80's, Clarostat was subsequently acquired by BTR, a leading global engineering company. Strategically aligned within the BTR Sensors Systems Group, business units representing the gamut of sensor technologies, Clarostat has translated this significantly increased access to technology and resources into benefits for customers.

Clarostat continues to partner with OEM's who seek improved control and cost solutions. Custom, turn-key, value-add options, low minimums, engineering support and fast delivery set Clarostat apart. Carefully re-thought quality policies, more new products, intense technology initiatives and fresh alliances with vendors and BTR extended family members promise to propel the New, 70-year-old Clarostat decades into the next millenium.

The New Solution

Our engineers excel in exploiting Clarostat's proven core resistive technology to provide effective, efficient, low cost solutions that successfully meet the competitive challenges facing OEMs

Custom Position Sensing Element: The Answer to Effective, Low-cost Control

What is the composition of a position element?

The position element is the essence of the resistor control, determining its performance characteristics. The element is composed of a base substrate of PC board material, Kapton, ceramic or plastic. A resistance print on the substrate is most often Conductive Plastic resin (CP) or Cermet. The shape of the element varies, as dictated by a specific application.

CP-printed Sensor elements typically have a significantly longer life and cost less than their Cermet counterparts. Conductive Plastic is composed of carbon particles suspended in an epoxy resin. This composition makes CP a viable option in any operational temperature up to 150° C. Other advantages include the withstanding of up to 1 million wiper cycles, 10 million dither strokes (machine vibrations) and lower electrical noise. CP element life can be increased ten-times with specially designed wipers and lubrication.

Cermet is a mixture of glass frit and metal oxides fired onto a ceramic substrate at 850°C, melting the glass. This process yields a surface highly resistant to fluids, with the exception of certain acids, and withstands temperatures up to 300° C. Cermet has 10 times the wattage capabilities of CP, but element life is typically limited 50,000 cycles and 100,000 dithers unless extended somewhat by special design. Noise with Cermet is found to be 5 to 10 times higher than with CP.

Why custom position sensing elements when standard potentiometers exist?

Designers employing value engineering often specify only the basic components to be combined in a single housing. The cost of the potentiometer housing, shaft and other components goes away. Usually, these custom control packages are internal to some system instead of a front panel control.

The CP or Cermet element permits expanded design freedom, space savings and cost control not always possible with self-contained units. Working with customer engineering, Clarostat now designs, prototypes and produces complete assemblies shipped to the OEM and incorporated into the system or product. This subassembly may include a portion of the molded product housing, a custom-designed position sensing element, contacts, wiring, cables, terminals, shaft or shaft opening. Multiple existing components in automotive and machine controls can now be consolidated to reduce manufacturing and repair costs.


Potentiometers

Resistive Element	Power (watts)	Resistive Range (ohms)	Tolerance	Resistance Taper (Law)	Body Dimension	Shaft	Bushing	Terminals
-------------------	---------------	------------------------	-----------	------------------------	----------------	-------	---------	-----------

POTENTIOMETERS ■ MODULAR




388




389




Mod Pot 70




Mod Pot 72



408



409



392

DISCONTINUED



382



G(RV6)GS

Conductive plastic	0.5	100-5 meg	±10%	Linear Non-Linear	1/2" sq.	Plain, Slotted Flatted Knurled 1/8" & 1/4" dia Metal	Plain Locking 1/4" dia 3/8" dia Metal	Solder hook PC
Cermet	1.0	100-5 meg	±5%	Linear Non-Linear	1/2" sq.	Plain, Slotted Flatted Knurled 1/8" & 1/4" dia Metal	Plain Locking 1/4" dia 3/8" dia Metal	Solder hook PC

Note: 389 Series available with rotary, momentary and alternate action switches. Over 100 styles, configurations available.

Cermet	2.0	100-5 meg	±5%, ±10%	Linear Non-Linear	5/8" sq.	Plain, Slotted Flatted 1/8" dia 1/4" dia Metal	Plain Locking 1/4" dia 3/8" dia Metal	Solder lug PC
Carbon composition	1.0	50-10 meg						
Conductive plastic	0.5	100-1 meg						

Note: Mod Pot 70 Series available as L and Straight-T attenuator and with rotary, alternate action switches. Over 100 styles, configurations available.

Cermet	1.0	100-5 meg	±5%, ±10%	Linear Non-Linear	5/8" sq.	Plain, Slotted Flatted 1/4" dia Metal	Plain Locking 3/8" dia. Metal	Solder lug PC
Carbon composition	0.5	50-10 meg						
Conductive plastic	0.25	100-1 meg						

Conductive plastic	0.5	100-5 meg	±10%, ±20%	Linear Non-Linear	1/2" sq.	Plain, Slotted Flatted Knurled 1/8" & 1/4" dia	Plain Locking 1/4" dia. 3/8" dia.	Solder hook PC
Cermet	1.0	100-5 meg	±10%, ±20% ±5%	Linear Non-Linear	1/2"sq	Plain, Slotted Flatted Knurled 1/8" & 1/4" dia Metal	Plain Locking 1/4" dia. 3/8" dia. Metal	Solder hook PC

Note: 409 Series available with rotary, momentary and alternate action switches.

Conductive Plastic	0.5	100-5 meg	±10%, ±20%	Linear Non-Linear	1/2" dia.	Plain, Slotted Flatted 1/8" dia. Plastic, Metal	Plain 1/4" dia. Metal	Solder hook PC
Conductive Plastic	0.5	100-5 meg	±10%, ±20%	Linear Non-Linear	1/2" dia.	Slotted Flatted 1/8" dia. Metal	Plain Locking 1/4" dia. Metal	Solder hook PC
Carbon composition	0.5	100-5 meg	±10%, ±20%	Linear Non-Linear	1/2" dia.	Plain, Slotted Flatted 1/8" dia. Metal	Plain Locking 1/4" dia. Metal	Solder lug PC

Note: G(RV6) and GS Series available with SPST rotary switch (GS).

Consult factory for specific tapers
Tolerances not included

Potentiometers

Resistive Element	Power (watts)	Resistive Range (ohms)	Tolerance	Resistance Taper (Law)	Body Dimension	Shaft	Bushing	Terminals
POTENTIOMETERS ■ BOARD WASHABLE								



Carbon composition	0.5	100-5 meg	±10%, ±20%	Linear Non-Linear	1/2" dia.	Plain, Slotted Flatted 1/8" dia. Metal	Plain Locking 1/4" dia. Metal	Solder lug PC
--------------------	-----	-----------	------------	----------------------	-----------	---	--	------------------

Note: W (RV6) and WR Series available in radial-lead version with optional rotary switch.



Cermet	1.0	50-1 meg	±5%, ±10%	Linear Non-Linear	3/8" dia.	Plain, Slotted Flatted 1/8" dia. Metal	Plain 1/4" dia. Metal	Solder lug PC
--------	-----	----------	-----------	----------------------	-----------	---	-----------------------------	------------------



Conductive plastic	0.25	250-1 meg	±10%, ±20%	Linear Non-Linear	5/8"	Plain, Slotted 1/4" dia. Plastic, Metal	Threaded Unthreaded 3/8" dia. Plastic Metal	PC in 2 plains
--------------------	------	-----------	------------	----------------------	------	---	---	-------------------

Resistive Element	Power (watts)	Resistive Range (ohms)	Tolerance	Resistance Taper (Law)	Independent Linearity	Body Dimension	Shaft	Bushing	Terminals
-------------------	---------------	------------------------	-----------	------------------------	-----------------------	----------------	-------	---------	-----------



Wirewound	2.0	5-50K	±5%	Linear Non-Linear	±2%	1 1/8" dia.	Plain Slotted Flatted 1/4" dia. Metal	Plain Locking 3/8" dia. Metal	Solder lug
-----------	-----	-------	-----	----------------------	-----	-------------	---	--	------------



Wirewound	4.0	1-50K	±5%	Linear Non-Linear	±1%	1 11/16" dia.	Plain Slotted Flatted 1/4" dia. Metal	Plain Locking 3/8" dia. Metal	Solder lug
-----------	-----	-------	-----	----------------------	-----	---------------	---	--	------------

Note: Series 43 and 58 available with AE switches. Available as low L and T attenuators.




Wirewound	1.5	5-20K	±5%	Linear	±5%	3/4" dia.	Plain Slotted 1/8" dia. Metal	Plain Locking 1/4" dia. Metal	Solder lug
-----------	-----	-------	-----	--------	-----	-----------	--	--	------------

Consult factory for specific tapers
Tolerances not included

Potentiometers

Resistive Element Power (watts) Resistive Range (ohms) Tolerance Resistance Taper (Law) Body Dimension Shaft Bushing Terminals

POTENTIOMETERS ■ INDUSTRIAL



Conductive plastic	0.5	150-5 meg	±10%, ±20%	Linear Non-Linear	15/16" dia.	Plain, Slotted Flatted Knurled 1/4" dia. Metal	Plain Locking 3/8" dia. Metal	PC Solder lug Wire-wrap
Conductive plastic	2.0	50-5 meg	±10%, ±20%	Linear Non-Linear	1" dia.	Plain, Slotted Flatted Knurled 1/4" dia. Metal	Plain Locking 3/8" dia. Metal	Solder lug

Note: 53 Series available with rotary switches.

Carbon composition	2.25	50-5 meg	±10, ±20%	Linear Non-Linear	1.156" dia.	Plain, Slotted Flatted 1/4" dia. Metal	Plain Locking Watertight 3/8" dia. Metal	Solder lug
--------------------	------	----------	-----------	----------------------	-------------	---	--	------------

Note: J Series available as Bridged-T, Bridged-H, L and Straight-T attenuators.

Extra long life version of J, with single or dual configurations.								
Conductive plastic	2.0	50-5 meg	±10%, ±20%	Linear Non-Linear	1" dia.	Plain, Slotted Flatted Knurled 1/4" dia. Metal	Plain Locking 3/8" dia. Metal	Solder lug

Note: 380 Series available with rotary switches. 100,000 cycle life.

Conductive plastic	1.0	100-5 meg	±10, ±20%	Linear Non-Linear	5/8" dia.	Plain, Slotted Flatted Knurled 1/8" dia. Metal	Plain Locking 1/4" dia. Metal	Solder lug Wire wrap
--------------------	-----	-----------	-----------	----------------------	-----------	--	--	-------------------------

Note: 381 Series available with rotary momentary and alternate action switches.

Conductive plastic	2.0	50-5 meg	±10, ±20%	Linear Non-Linear	1" dia.	Plain, Slotted Flatted Knurled 1/4" dia. Metal	Plain Locking 3/8" dia. Metal	Solder lug
--------------------	-----	----------	-----------	----------------------	---------	--	--	------------

Note: 485 Series has rotational life of +1,000,000 cycles.

Military

Clarostat provides Mil-spec products including, but not limited to the following units displayed in this catalog:

Industrial	Board Washable	Wirewound	Trimmer	Resistor
Series 53(RV4) Series J(RV4) Series 382(RV6), 392(RV6) G (RV6) and W(RV6)	Series 392 (RV6 & RV8) Series 382(RV6) G (RV6) W(RV6)	Series 43 (RA20) Series 58(RA30)	Series R(RJ11)	Series RW

Consult factory for specific tapers
Tolerances not included

Encoders

Style Pulses per Revolution Body Dimension Input Power Operating Speed Rotational Life Shaft Bushing Terminal Configuration

ENCODERS ■ OPTICAL



600E

Incremental	128	1 1/8" dia.	5Vdc @ 30 mA	300 RPM to 3000 RPM	10 million revolutions	Plain 1/4" dia. Metal	Plain 3/8" dia. Metal	Cable PC Cable & Connector
-------------	-----	-------------	--------------	---------------------	------------------------	-----------------------	-----------------------	----------------------------



690E

Incremental	128	1" squared	5Vdc @30 mA	200 RPM to 3000 RPM	10 million revolutions	Plain 1/4" dia. Metal	Single Flatted 3/8" dia. Metal	Pins (vert. mount) Cable/connector Custom Cable
-------------	-----	------------	-------------	---------------------	------------------------	-----------------------	--------------------------------	---

ENCODERS ■ MECHANICAL



388E

2-bit gray code	4, 6	1/2" square	5Vdc @5 mA	30 RPM maximum	100,000 revolutions	Slotted Flatted 1/8" dia. Metal	Plain 1/4" dia. Metal	PC
-----------------	------	-------------	------------	----------------	---------------------	---------------------------------	-----------------------	----



500E

2-bit gray code 4-bit gray code	4, 6, 9 12, 16 electrical positions	7/8" square	5Vdc @5 mA	50 RPM maximum	100,000 revolutions	Flatted Plain 1/4" dia. Plastic	Double Flat Plain 3/8" dia. Plastic	PC
------------------------------------	--	-------------	------------	----------------	---------------------	---------------------------------	-------------------------------------	----

Resistive Element Power (watts) Resistive Range (ohms) Tolerance Resistance Taper (Law) Independent Linearity Body Dimension Shaft Bushing Terminals



42JA

Wirewound	3.0	50-100K	±5%	Linear	±5%	2" dia.	Plain 1/4" dia. Metal	Plain 3/8" dia. Metal	Screws
-----------	-----	---------	-----	--------	-----	---------	-----------------------	-----------------------	--------



42-900

Same as 42JA with 1/2" rear-shaft extension.									
--	--	--	--	--	--	--	--	--	--



62

Wirewound 10 turn	2.0	100-100K	±5%	Linear	±1/4%	7/8" dia.	Slotted 1/4" dia. Metal	Plain 3/8" dia. Metal	Solder lug
-------------------	-----	----------	-----	--------	-------	-----------	-------------------------	-----------------------	------------



73

Wirewound 10 turn	2.0	100-100K	±5%	Linear	±1/4%	7/8" dia.	Slotted 1/4" dia. Metal Plastic	Plain 3/8" dia. Metal	Solder lug
-------------------	-----	----------	-----	--------	-------	-----------	---------------------------------	-----------------------	------------

Consult factory for specific tapers
Tolerances not included

Potentiometers

Resistive Element	Power (watts)	Resistive Range (ohms)	Tolerance	Resistance Taper (Law)	Body Dimension	Shaft	Bushing	Terminals
-------------------	---------------	------------------------	-----------	------------------------	----------------	-------	---------	-----------

POTENTIOMETERS ■ COMMERCIAL



574

Conductive plastic	0.5	100-2.5 meg	±10, ±20%	Linear Non-Linear	0.830mm sq.	Slotted Flatted 1/4" dia. Plastic	Plain 3/8" dia. Plastic	3 in line Center tap PC in 2 planes, 3 configurations
--------------------	-----	-------------	-----------	-------------------	-------------	-----------------------------------	-------------------------	---



575

Conductive plastic	0.5	100-2.5 meg	±10, ±20%	Linear Non-Linear	0.830mm x 1.03mm	Slotted Flatted 1/4" dia. Plastic	Plain 3/8" dia. Plastic	3 in line Center tap PC in 2 planes, 3 configurations
--------------------	-----	-------------	-----------	-------------------	------------------	-----------------------------------	-------------------------	---



576

Conductive plastic	0.5	100-2.5 meg	±10, ±20%	Linear Non-Linear	0.830mm x 1.03mm	Slotted Flatted 1/4" dia. Plastic	Plain 3/8" dia. Plastic	3 in line Center tap PC in 2 planes, 3 configurations
--------------------	-----	-------------	-----------	-------------------	------------------	-----------------------------------	-------------------------	---

Note: 576 Series has added rotational life up to 2 million cycles.



580

Conductive plastic	0.1	200-2.5 meg	±20%	Linear	9.90 mm x 9.50mm x	Plain, Slotted Flatted Knurled 4.0mm dia. Metal	Plain M7	3 in line PC
--------------------	-----	-------------	------	--------	--------------------	---	----------	--------------

Note: 580 Series available with rotary, momentary and alternate action switches.



590

Conductive plastic	0.5	100-5 meg	±10, ±20%	Linear Non-Linear	1/2" sq. Metal	Plain, Slotted Flatted Knurled 1/4" & 1/8" dia. Metal	Plain Locking 1/4" dia. 3/8" dia. Metal	PC B-24-5 support plate Solder hook Type A Mount Type C Mount
--------------------	-----	-----------	-----------	-------------------	----------------	---	---	---

Note: 590 Series available with rotary, momentary and alternate action switches.



Position Sensing Elements

Conductive plastic Cermet	Variable	10-10 meg	±5, ±10, ±20%	Linear Non-Linear	Per Request	NA	NA	Per Request
---------------------------	----------	-----------	---------------	-------------------	-------------	----	----	-------------

Switches

Series	Operation	Rating	Used with
53-10	SPST	3A-125Vac	Series 53
53-20	DPST	3A-125Vac	Series 53
53-21 (Mod)	DP	3A-125Vac/dc	Series 53
SWE-10	SPST	3A-125Vac	Series 470
SWE-13	SPST	15A-10Vdc	Series 470
SWE-20	DPST	3A-125Vac	Series 470
SWE-21 (Mod)	DP	3A-125Vac/dc	Series 470
SWE-23	DPST	15A-10/Vdc	Series 470
AJ	SPST, SPDT	125mA-28Vdc	Series 388/389
CJ	Multiposition	125mA-28Vdc	Series 388/389

Note: These switches are combined with various pot series.

Series Operation Rating Used with

SWITCHES ■ PUSH-PULL

BJ	SPDT	250mA-30Vdc	Series 388/389
----	------	-------------	----------------

SWITCHES ■ PUSH-PUSH

Shadow	2,4,6,8 pole	500m @ 100 Vac 200mA @ 250 Vac 2A @ 25 Vac	Series 388/389
--------	--------------	--	----------------

SWITCHES ■ PUSH MOMENTARY


BJM	SPDT	250mA-30Vdc	Series 388/389
DJ	SPST	125mA-28Vdc	Series 388/389
Shadow	2,4,6,8 pole	500m @ 100 Vac 200mA @ 250 Vac 2A @ 25 Vac	Series 388/389

Consult factory for specific tapers
Tolerances not included

Resistors

Resistive Element	Power (watts)	Resistive Range (ohms)	Tolerance	Terminal Style	Packaging
-------------------	---------------	------------------------	-----------	----------------	-----------

RESISTORS ■ VITREOUS



Wirewound	VPR5F = 5-8 VPR10F = 10-12 VPR20H = 20	1-25K 0.4-50K 0.4-100K	±5% (±10% below 1 ohm)	Lug and lead	Individually boxed
Wirewound	VK100N = 100 VK160W = 160-175 VK200W = 200-225	1-100K 1-100K 1-100K	±5%	Radial lug	Individually boxed
Wirewound Adjustable	VP10FA = 12 VP25KA = 25 VP50KA = 50	1-10K 1-25K 1-100K	±10%	Radial lug	Individually boxed
Wirewound	VC3D = 3-3.25 VC5E = 5-6.50 VC10F = 10-11	0.1-10K 0.1-25K 0.1-50K	±5% (±10% below 1 ohm)	Axial lead	10 per box Tape and reel
Wirewound	VP25K = 25 VP50K = 50	1-100K 1-250K	±5%	Radial lug	Individually boxed



CMC

Wirewound	CMC5 = 5 CMC10 = 10 CMC25 = 25 CMC50 = 50	.1-2.5K .5-5K .1-10K .1-25K	±1%	Chassis mountable axial lug	Individually boxed
-----------	--	--------------------------------------	-----	--------------------------------	--------------------



SC/RW

Wirewound	SC1A/RW70U = 1.0 SC3D/RW79U = 3.0 SC5E/RW74U = 5.0	.1-3K .1-10K .1-25K	±1%	Axial lead	10 per box Tape and reel available
-----------	--	---------------------------	-----	------------	--




CR

Style	Resistive Element	Power Rating (watts)	Resistive Range (ohms)	Tolerance
Rheostat	Wirewound	CR12.5 = 12.5 CR25 = 25 CR50 = 50	1-10K 1-10K 1-10K	±10%

Consult factory for specific tapers
Tolerances not included

Trimmers



	Resistive Element	Number of Turns	Power Rating (watts)	Resistance Range (ohms)	Tolerance	Body Dimension L x W x H (inches)	Terminal Configuration
343	Cermet	20	0.75	10-2 meg	±10%	0.75 x 0.19 x 0.25	PC
363	Cermet	Single	0.5	10-2 meg	±20%	0.375 sq. x 0.190	PC in 3 configurations
364	Cermet	25	0.5	10-2 meg	±10%	0.375 sq. x 0.190	PC in 4 configurations
U80	Wirewound	Single	3.0	5-5K	±20%	0.770 dia.	PC
Type F	Carbon composition	Single	0.25	100-5meg	±10%, ±20%	0.500 dia x 0.531	PC Solder lug
Type N	Carbon composition	3	0.25	100-2.5 meg	±10%, ±20%	1.250 x 0.250 x 0.359	PC
Type R	Carbon composition	25	0.25	100-2.5 meg	±10%, ±20%	1.250 x 0.250 x 0.359	PC in 2 configurations
Type S	Cermet	Single	0.5	50-1 meg	±10%	0.375 dia. x 0.375	PC in 2 configurations
Type Y	Carbon composition	Single	0.25	100-5 meg	±10%, ±20%	0.500 dia x 0.359	PC Solder lug

Attenuators

Clarostat provides a variety of stock and custom Attenuators. Options and features include UL-approved, long rotational life, low to high power, versatile, circuit board mountable and compact units to meet specific design requirements. For a complete listing or for engineering assistance, call our Applications Engineers at the toll-free number below.

In this catalog, refer to the following: *Modular MOD POT 70 and 72, Wirewound Series 43 and 58, Board Washable Series 2000 and Industrial Series J.* Also, Type BT hot-molded, adjustable attenuators featuring 0.500" diameter, PC pin terminals, operation to 35 MHz, compact, board mountable (not shown).

Consult factory for specific tapers
Tolerances not included

Dials & Knobs



The CLAROSTAT POWER RESISTOR DECADE is the essential tool in electronic and electrical design, testing and repair...for controlling known or unknown resistances...selected or determined under active operational conditions.

It provides a power resistor of any required resistance from 1 to 999,999 ohms in 10hm increments. The ohmage is selected by six dials, and the value is read directly - in sequence - from the dials, simplifying the selection of known or unknown resistance for use in working circuits.

Style	Resistive Element	Power Rating (watts)	Resistive Range (ohms)	Tolerance
DECADE BOX				

240C

Table top	Wirewound	225 Max	1-999K	±2%, ±5%
-----------	-----------	---------	--------	----------

Series	Style	Number of Turns
DIALS ■ DIGITAL READOUT		



DR300	1.75 inch long x 1 inch wide, brake lever, accepts 1/4" diameter shaft.	10
DR400		100

Series	Style	Housing	Brake Lever
DIALS ■ CONCENTRIC SCALE			




411		Black anodized	No
1411	10-turn,	Black plastic	No
412	1 inch dia.,	Black anodized	Yes
1412	accepts	Black plastic	Yes
461	1/4" dia.	Clear anodized	No
1461	shaft.	Gray plastic	No
462		Clear anodized	Yes
1462		Gray plastic	Yes

Series	Style	Housing
DIALS ■ CONCENTRIC SCALE/DIGITAL READOUT		



316-11	10-turn,	Clear anodized
316-12	7/8 inch diameter, brake lever, accepts 1/4" diameter shaft.	Black anodized

Style	Knob Diameter	Color	Shaft Diameter
HD			



Saw-cut indicator	HD-50= .500" HD-75= .750" HD-90= .925"	1= clear 2= black 3= matte clear 4= matte black	5= .250" 6= .125"
Straight knurl, top and side indicator	JD-50= .500" JD-75= .750" JD-90= .925"	1= clear 2= black 3= matte clear 4= matte black	5= .250" 6= .125"

Style	Knob Diameter	Color	Shaft Diameter
DD			



Straight knurl, side indicator	DD-50= .500" DD-75= .750" DD-90= .925"	1= clear 2= black 3= matte clear 4= matte black	5= .250" 6= .125"
Skirted, arrowhead on skirt	DDS-50= .500" DDS-75= .750" DDS-90= .925"	1= clear 2= black 3= matte clear 4= matte black	5= .250" 6= .125"

Consult factory for specific tapers
Tolerances not included

If **Your** application needs to transform a mechanical movement into an electrical signal, we can help.

New Thru-hole Position Sensors

- A mobile RV stove functions more efficiently when the gas/air mixture is optimized. A feedback pot attached to the gas valve knob allows the controller to set the optimum airflow for the desired flame setting.

- In agricultural heavy machinery, the position of a control lever is sensed electrically, rather than requiring a direct mechanical connection to control the implement, for a more compact and user-friendly interface between the operator and the implement. A feedback sensor on the implement provides the controller information regarding the implement's position. The controller can then take corrective action when necessary.
- In some industrial valve controls, a position sensor is integrated with a microcontroller to translate a joystick position into serial digital data modulated onto a master control bus. Previously, the valve control manufacturer assembled a separate potentiometer, control module and housing. Clarostat now provides the entire electronic control system in an extremely compact integrated package.

Custom Subassemblies

Sensing element with CP ink on substrate


Wiper contact


- For a fuel level sensor in a gasoline tank, the custom-designed element, (often called a "fuel card") is mounted at the pivot point of a toilet bowl type float. The float moves up and down as a function of the amount of fuel in the tank. The pivot arm is attached to a mechanism that moves a wiper contact across the resistor surface, translating the float position into an electrical signal that causes the meter on the dashboard to indicate fuel capacity.
- Manufacturers of the windshield wiper delay control on the steering arm of most cars purchase the resistor element and assemble it with various switch features into a decorative package. Instead, Clarostat can provide the complete assembly, ready to install.
- Many lever or handle controls, joy stick controllers, vane adjusters and valve actuators can use a much less costly and easier to assemble electrical position sensing connection to eliminate a direct cable from the lever to the mechanical device or to provide feedback to a computer controller.

- The movement of an electronic gas foot pedal rotates a wiper contacting a resistance element. A computer controller reads the input, causing a motor to rotate the butterfly assembly in the carburetor. A second sensor element is attached to the motor to feed back its position so the controller can constantly track the position of the motor with respect to the gas pedal.
- For some transmission assemblies, a position sensing element tracks the movement of the shift lever in the car. As it is shifted, a motor arrangement in the transmission changes the gears as required, eliminating the direct cable connection. These new systems are highly reliable and the weight reduction and ease of assembly provide substantial cost reduction for the end consumer.

Let us help you design your position sensing solution at no extra charge.*
And ask about our Value-Add options.

*Subject to terms and volume





CLAROSTAT also makes these exceptional industrial and commercial sensor products

OptoSwitch®

- Slotted Optical Switches
- Reflective Optical Switches
- Optical Couplers
- Hall Effect Sensors
- Custom Motion Sensors
- Custom Position Sensors

SKAN-A-MATIC®

- Thrubeam Photoelectric Sensors
- Reflective Photoelectric Sensors
- Proximity (Diffuse) Photoelectric Sensors
- Fiber Optic Sensors
- Liquid Level Sensors
- Hostile Environment Sensors
- Self-contained Photoelectric Sensors
- Dynamic Scanning Light Curtain

CLAROSTAT

www.clarostat.com