

Astrodyne introduces two new product families

High Reliability/COTS

With the recent addition of RO Products, Astrodyne now offers High Reliability/COTS power supplies. These module-based power conversion solutions are a mainstay in military, industrial and other harsh environment markets. See Pages 47-50.



Accessories

Astrodyne offers a number of various accessories to complement our vast power supply portfolio. From Filters, Thermal Pads and Heatsinks, to AC Power Cords, Mounting Boards and Chokes. Astrodyne has an accessory to help make applying your power converter a much easier task. See pages 59-60.



Table of Contents

Alternative Energy DC/AC Inverters	2	External Power Supplies.....	42-46
LED Lighting Power Supplies	3-5	High Reliability/COTS.....	47-50
Medically Approved Power Supplies	6-16	DC/DC Converters	51-58
DIN Rail Mountable Power Supplies	17-20	Accessories	59-60
Encapsulated Power Supplies.....	21-23	Other Products Offered.....	61
Enclosed Power Supplies.....	24-33	Product Index by Series.....	62
Open Frame Power Supplies	34-41		

Alternative Energy DC/AC Inverters

200 ~ 1500 Watts



- 200 ~ 1500 Watt True Sine Wave Inverters
- On-Off Power Switch
- Power Status LED
- GFCI Outlets

200 Watt DC/AC Power Inverter		
Model No.	Vin	lin
100/110/115/120VAC Output Selected by Setting Button		
TS-200-112	10.5-15VDC	20A
TS-200-124	21-30VDC	10A
TS-200-148	42-60VDC	5A
Size: 8.07" x 6.22" x 2.32"		
WebFinder: TS200		

400 Watt DC/AC Power Inverter		
Model No.	Vin	lin
100/110/115/120VAC Output Selected by Setting Button		
TS-400-112	10.5-15VDC	40A
TS-400-124	21-30VDC	20A
TS-400-148	42-60VDC	10A
Size: 8.07" x 6.22" x 2.64"		
WebFinder: TS400		

700 Watt DC/AC Power Inverter		
Model No.	Vin	lin
100/110/115/120VAC Output Selected by Setting Button		
TS-700-112F	12VDC	75A
TS-700-124F	24VDC	38A
TS-700-148F	48VDC	19A
Size: 11.61" x 7.24" x 2.76"		
WebFinder: TS700		

1000 Watt DC/AC Power Inverter		
Model No.	Vin	lin
100/110/115/120VAC Output Selected by Setting Button		
TS-1000-112F	10.5-15VDC	100A
TS-1000-124F	21-30VDC	50A
TS-1000-148F	42-60VDC	25A
Size: 13.58" x 7.24" x 2.76"		
WebFinder: TS1000		

1500 Watt DC/AC Power Inverter		
Model No.	Vin	lin
100/110/115/120VAC Output Selected by Setting Button		
TS-1500-112F	10.5-15VDC	150A
TS-1500-124F	21-30VDC	75A
TS-1500-148F	42-60VDC	37.5A
Size: 16.53" x 8.66" x 3.46"		
WebFinder: TS1500		

1500 Watt DC/AC Power Inverter with AC Charger & Solar Charger		
Model No.	Vin	lin
100/110/115/120VAC Output Selected by Setting Button		
TN-1500-112F	10.5-15VDC	150A
TN-1500-124F	21-30VDC	75A
TN-1500-148F	42-60VDC	37.5A
Size: 16.53" x 8.66" x 3.46"		
WebFinder: TN1500		

TS Series DC/AC	Single Output	
Power Inverters	(1)	(10)
200 Watt	\$192	\$178
400 Watt	\$247	\$230
700 Watt	\$475	\$441
1000 Watt	\$549	\$511
1500 Watt	\$742	\$690
TN Series DC/AC	Single Output	
Power Inverters	(1)	(10)
1500 Watt	\$825	\$751

Visit www.astrodyne.com
or Call toll free 800-823-8082

LED Lighting Power Supplies

20 ~ 40 Watts

- 20 ~ 240 Watt LED Lighting Solutions
- Universal Inputs
- UL 1310 Approvals
- Ingress Protection (IP) Rated



20 Watt LED Lighting Power Supplies

Model No.	Vout	Iout
Single Output		
LPC20-350	48V	0.35A
LPC20-700	30V	0.70A
Size: 4.65" x 1.38" x 1.02"		
WebFinder: LPC20		

20 Watt Constant Voltage LED Supplies

Model No.	Vout	Iout
Single Output		
LPV20-5	5V	3A
LPV20-12	12V	1.67A
LPV20-15	15V	1.33A
LPV20-24	24V	0.84A
Size: 4.65" x 1.38" x 1.02"		
WebFinder: LPV20		

25 Watt Constant Current LED Supplies

Model No.	Vout	Iout
Single Output		
*ELP25-1212 (D) (P)	12V	2.184A
*ELP25-1214 (D) (P)	14V	1.838A
*ELP25-1218 (D) (P)	18V	1.47A
*ELP25-1224 (D) (P)	24V	1.103A
*ELP25-1236 (D) (P)	36V	0.735A
*ELP25-1240 (D) (P)	40V	0.651A
*ELP25-1256 (D) (P)	56V	0.473A
*ELP25-1272 (D) (P)	72V	0.368A
*This product is available with 2 types of Dimmer Control features. (D) = 1.1~10VDC; (P) = PWM		
WebFinder: ELP25		

30 Watt Constant Current LED Supplies

Model No.	Vout	Iout
Single Output		
*ELN30-5 (D) (P)	5V	5.00A
*ELN30-9 (D) (P)	9V	3.40A
*ELN30-12 (D) (P)	12V	2.50A
*ELN30-15 (D) (P)	15V	2.00A
*ELN30-24 (D) (P)	24V	1.25A
*ELN30-27 (D) (P)	27V	1.12A
*ELN30-48 (D) (P)	48V	0.63A
Size: 5.71" x 1.85" x 1.18"		
*This product is available with or without Dimmer Control. The Dimmer Control options are: (D) = 1.1~10VDC; (P) = PWM		
WebFinder: ELN30		

30 Watt Constant Current LED Supplies

Model No.	Vout	Iout
Single Output		
PLN30-9	9V	3.3A
PLN30-12	12V	2.5A
PLN30-15	15V	2A
PLN30-20	20V	1.5A
PLN30-24	24V	1.25A
PLN30-27	27V	1.12A
PLN30-36	36V	0.84A
PLN30-48	48V	0.63A
Size: 5.71" x 1.85" x 1.18"		
WebFinder: PLN30		

35 Watt Constant Current LED Supplies

Model No.	Vout	Iout
Single Output		
LPC35-700	48V	0.7A
LPC35-1050	30V	1.05A
LPC35-1400	24V	1.4A
Size: 5.83" x 1.57" x 1.18"		
WebFinder: LPC35		

30 Watt Constant Current LED Supplies

Model No.	Vout	Iout
Single Output		
ELP30-1212	12V	2.625A
ELP30-1218	18V	1.74A
ELP30-1224	24V	1.31A
ELP30-1236	36V	0.870A
ELP30-1242	42V	0.735A
ELP30-1266	66V	0.472A
ELP30-1286	86V	0.367A
Size: 6.38" x 1.67" x 1.36"		
WebFinder: ELP30		

35 Watt Constant Voltage LED Supplies

Model No.	Vout	Iout
Single Output		
LPV35-5	5V	5A
LPV35-12	12V	3A
LPV35-15	15V	2.4A
LPV35-24	24V	1.5A
LPC35-36	36V	1A
Size: 5.83" x 1.57" x 1.18"		
WebFinder: LPV35		

40 Watt Constant Current LED Supplies

Model No.	Vout	Iout
Single Output		
*ELP40-1211 (D) (P)	11V	3.497A
*ELP40-1216 (D) (P)	16V	2.331A
*ELP40-1223 (D) (P)	23V	1.743A
*ELP40-1225 (D) (P)	25V	1.470A
*ELP40-1229 (D) (P)	29V	1.344A
*ELP40-1236 (D) (P)	36V	1.103A
*ELP40-1254 (D) (P)	54V	0.735A
*ELP40-1289 (D) (P)	89V	0.473A
*ELP40-12114 (D) (P)	114V	0.368A
Size: 3.74" x 2.76" x 1.26"		
*This product is available with 2 types of Dimmer Control features. (D) = 1.1~10VDC or (P) = PWM		
WebFinder: ELP40		

	Single Output			Single Output			Single Output	
	(1)	(10)		(1)	(10)		(1)	(10)
20 Watt	\$30	\$27	30 Watt: ELN30 (D) or (P)	\$40	\$37	35 Watt	\$42	\$39
25 Watt: ELP25 (D)	\$41	\$38	30 Watt: ELP30	\$40	\$37	40 Watt: (D)	\$45	\$41
25 Watt: ELP25 (P)	\$39	\$36	30 Watt: PLN30	\$41	\$38	40 Watt: (P)	\$44	\$40

LED Lighting Power Supplies

50 ~ 75 Watts

50 Watt Constant Current LED Supplies

Model No.	Vout	Iout
Single Output		
ELP50-1212	12V	3.15A
ELP50-1218	18V	2.905A
ELP50-1224	24V	2.205A
ELP50-1236	36V	1.47A
ELP50-1242	42V	1.155A
ELP50-1248	48V	1.102A
ELP50-1272	72V	0.735A
ELP50-12111	111V	0.472A
ELP50-12142	142V	0.367A
Size: 6.22" x 1.36" x 1.67"		

WebFinder: ELP50

60 Watt Constant Current LED Supplies

Model No.	Vout	Iout
Single Output		
CLG60-12	12V	5.0A
CLG60-15	15V	4.0A
CLG60-20	20V	3.0A
CLG60-24	24V	2.5A
CLG60-27	27V	2.3A
CLG60-36	36V	1.7A
CLG60-48	48V	1.3A
Size: 7.70" x 2.42" x 1.53"		

WebFinder: CLG60

60 Watt Constant Current LED Supplies

Model No.	Vout	Iout
Single Output		
*ELN60-9 (D) (P)	9V	5.0A
*ELN60-12 (D) (P)	12V	5.0A
*ELN60-15 (D) (P)	15V	4.0A
*ELN60-24 (D) (P)	24V	2.5A
*ELN60-27 (D) (P)	27V	2.3A
*ELN60-48 (D) (P)	48V	1.3A

Size: 7.13" x 2.42" x 1.38"

*This product is available with or without Dimmer Control. The Dimmer Control options are: (D) = 1.1~10VDC and (P) = PWM

WebFinder: ELN60



PLN60

60 Watt Constant Current LED Supplies

Model No.	Vout	Iout
Single Output		
ELP60-1212	12V	5.250A
ELP60-1218	18V	3.465A
ELP60-1227	27V	2.415A
ELP60-1236	36V	1.785A
ELP60-1243	43V	1.470A
ELP60-1258	58V	1.100A
ELP60-1286	86V	0.735A
ELP60-12134	134V	0.472A
ELP60-12170	170V	0.368A
Size: 5.91" x 2.66" x 1.46"		

WebFinder: ELP60

60 Watt Constant Current LED Supplies

Model No.	Vout	Iout
Single Output		
LPC60-1750	34V	1.75A
LPC60-1400	42V	1.40A
LPC60-1050	48V	1.50A
Size: 6.40" x 1.67" x 1.26"		

WebFinder: LPC60

60 Watt Constant Current LED Supplies

Model No.	Vout	Iout
Single Output		
LVP60-5	5V	8.00A
LVP60-12	12V	5.00A
LVP60-15	15V	4.00A
LVP60-24	24V	2.50A
LVP60-36	36V	1.67A
LVP60-48	48V	1.25A
Size: 6.4" x 1.67" x 1.26"		

WebFinder: LVP60

60 Watt Constant Current LED Supplies

Model No.	Vout	Iout
Single Output		
PLN60-12	12V	5.0A
PLN60-15	15V	4.0A
PLN60-20	20V	3.0A
PLN60-24	24V	2.5A
PLN60-27	27V	2.3A
PLN60-36	36V	1.7A
PLN60-48	48V	1.3A
Size: 7.13" x 2.42" x 1.38"		

WebFinder: PLN60

75 Watt Constant Current LED Supplies

Model No.	Vout	Iout
Single Output		
ELP75-1215	15V	5.250A
ELP75-1220	20V	3.935A
ELP75-1227	27V	2.940A
ELP75-1236	36V	2.205A
ELP75-1254	54V	1.470A
ELP75-1272	72V	1.100A
ELP75-12108	108V	0.735A
ELP75-12166	166V	0.472A
ELP75-12214	214V	0.368A
Size: 5.91" x 2.66" x 1.46"		

WebFinder: ELP75

Single Output

	(1)	(10)
50 Watt	\$48	\$46
60 Watt: CLG60	\$104	\$85
60 Watt: ELN60	\$53	\$45
60 Watt: (D) or (P)	\$54	\$50
60 Watt: ELP60	\$78	\$75
60 Watt: LPC60	\$52	\$48
60 Watt: LVP60	\$52	\$48
60 Watt: PLN60	\$55	\$51
75 Watt	\$85	\$81

LED Lighting Power Supplies

100 ~ 240 Watts

100 Watt LED Lighting Power Supplies

Model No.	Vout	Iout
Single Output		
CLG100-12	12V	5.00A
CLG100-15	15V	5.00A
CLG100-20	20V	4.80A
CLG100-24	24V	4.00A
CLG100-27	27V	3.55A
CLG100-36	36V	2.65A
CLG100-48	48V	2.00A

Size: 8.75" x 2.68" x 1.53"

WebFinder: CLG100

120 Watt Constant Current LED Supplies

Model No.	Vout	Iout
Single Output		
ELP120-1224	24V	4.90A
ELP120-1228	28V	4.20A
ELP120-1234	34V	3.50A
ELP120-1238	38V	3.15A
ELP120-1243	43V	2.80A
ELP120-1249	49V	2.45A
ELP120-1257	57V	2.10A
ELP120-1268	68V	1.75A
ELP120-1286	86V	1.40A
ELP120-12114	114V	1.05A
ELP120-12171	171V	0.70A
ELP120-12266	266V	0.45A
ELP120-12343	343V	0.65A

Size: 7.64" x 2.66" x 1.46"

WebFinder: ELP120

150 Watt Constant Current LED Supplies

Model No.	Vout	Iout
Single Output		
ELP150-1225	25V	6.348A
ELP150-1230	30V	5.145A
ELP150-1235	35V	4.410A
ELP150-1242	42V	3.675A
ELP150-1247	47V	3.308A
ELP150-1253	53V	2.940A
ELP150-1261	61V	2.573A
ELP150-1271	71V	2.205A
ELP150-1285	85V	1.838A
ELP150-12107	107V	1.407A
ELP150-12142	142V	1.103A
ELP150-12214	214V	0.735A
ELP150-12333	333V	0.473A
ELP150-12428	428V	0.368A

Size: 9.37" x 3.13" x 1.81"

WebFinder: ELP150

100 Watt Constant Current LED Supplies

Model No.	Vout	Iout
Single Output		
ELP100-1224	24V	4.410A
ELP100-1228	28V	3.748A
ELP100-1232	32V	3.307A
ELP100-1236	36V	2.940A
ELP100-1241	41V	2.572A
ELP100-1248	48V	2.205A
ELP100-1257	57V	1.837A
ELP100-1272	72V	1.470A
ELP100-1295	95V	1.102A
ELP100-12143	143V	0.735A
ELP100-12222	222V	0.473A
ELP100-12286	286V	0.368A

Size: 7.64" x 2.66" x 1.46"

WebFinder: ELP100

150 Watt LED Lighting Power Supplies

Model No.	Vout	Iout
Single Output		
CLG150-12	12V	11.0A
CLG150-15	15V	9.5A
CLG150-20	20V	7.5A
CLG150-24	24V	6.3A
CLG150-27	27V	5.0A
CLG150-36	36V	4.2A
CLG150-48	48V	3.2A

Size: 8.74" x 2.68" x 1.54"

WebFinder: CLG150

240 Watt LED Lighting Power Supplies

Model No.	Vout	Iout
Single Output		90-264VAC
*HLG240-12 (A) (B) (C)	12V	16.0A
*HLG240-15 (A) (B) (C)	15V	15.0A
*HLG240-20 (A) (B) (C)	20V	12.0A
*HLG240-24 (A) (B) (C)	24V	10.0A
*HLG240-30 (A) (B) (C))	30V	8.00A
*HLG240-36 (A) (B) (C)	36V	6.70A
*HLG240-42 (A) (B) (C)	42V	5.72A
*HLG240-48 (A) (B) (C)	48V	5.00A
*HLG240-54 (A) (B) (C)	54V	4.45A
Single Output		90-305VAC
*HLG240H-12 (A) (B) (C)	12V	16.0A
*HLG240H-15 (A) (B) (C)	15V	15.0A
*HLG240H-20 (A) (B) (C)	20V	12.0A
*HLG240H-24 (A) (B) (C)	24V	10.0A
*HLG240H-30 (A) (B) (C)	30V	8.00A
*HLG240H-36 (A) (B) (C)	36V	6.70A
*HLG240H-42 (A) (B) (C)	42V	5.72A
*HLG240H-48 (A) (B) (C)	48V	5.00A
*HLG240H-54 (A) (B) (C)	54V	4.45A

Size: (A),(B): 9.61" x 2.68" x 1.53" ; (C): 9.88" x 2.68" x 1.53"

WebFinder: HLG240

*Blank: IP67 rated. Cable for I/O connection. (Optional)
 (A): IP65 rated. Output voltage & constant current level can be adjusted through internal potential meter.
 (B): IP67 rated. Constant current level adjustable through output cable. (Optional)
 (C): Terminal block for I/O connection. Output voltage and constant current level can be adjusted through internal potential meter. (Optional)

100 Watt Constant Current LED Supplies

Model No.	Vout	Iout
Single Output		
PLN100-12	12V	5.00A
PLN100-15	15V	5.00A
PLN100-20	20V	4.80A
PLN100-24	24V	4.00A
PLN100-27	27V	3.55A
PLN100-36	36V	2.65A
PLN100-48	48V	2.00A

Size: 7.87" x 2.77" x 1.38"

WebFinder: PLN100

Single Output

	(1)	(10)
100 Watt: CLG100	\$132	\$105
100 Watt: ELP100	\$101	\$98
100 Watt: PLN100	\$102	\$82
120 Watt: ELP25 (D)	\$107	\$102
150 Watt: CLG150	\$146	\$116
150 Watt: ELP	\$138	\$131
240 Watt: HLG240	\$205	\$188
240 Watt: HLG240H	\$217	\$197

Medically Approved Power Supplies

5 ~ 30 Watts



EMA10

- 5 ~ 365 Watt Medical-Grade Solutions
- Encapsulated, Open Frame, and Adapter Styles
- Power Factor Corrected Versions
- Ideal for OEM Designs

5 Watt Encapsulated

PCB Mount		Chassis Mount	
Model No.	Model No.	Vout	Iout
Single Output			
ESMA-5000	ESMC-5000	3.3V	1.25A
ESMA-5001	ESMC-5001	5V	1.00A
ESMA-5022	ESMC-5022	9V	0.55A
ESMA-5002	ESMC-5002	12V	0.42A
ESMA-5003	ESMC-5003	15V	0.33A
ESMA-5018	ESMC-5018	18V	0.27A
ESMA-5005	ESMC-5005	24V	0.23A
Dual Output			
EDMA-5006	EDMC-5006	±12V	±0.21A
EDMA-5007	EDMC-5007	±15V	±0.17A
Triple Output			
ETMA-5009	ETMC-5009 */(DRL)	+5,±12V	0.53,±0.1A
ETMA-1511	ETMC-1511 */(DRL)	+5,±15V	0.41,±0.1A
Size: 2.28" x 1.77" x 0.83"		3.77" x 2.16" x 1"	

WebFinder: EMA5

10 Watt Encapsulated

PCB Mount		Chassis Mount	
Model No.	Model No.	Vout	Iout
Single Output			
ESMA-0100	ESMC-0100	3.3V	2.5A
ESMA-0101	ESMC-0101	5V	2.0A
ESMA-0122	ESMC-0122	9V	1.1A
ESMA-0102	ESMC-0102	12V	0.85A
ESMA-0103	ESMC-0103	15V	0.67A
ESMA-0118	ESMC-0118	18V	0.55A
ESMA-0105	ESMC-0105	24V	0.42A
Dual Output			
EDMA-0106	EDMC-0106	±12V	±0.42A
EDMA-0107	EDMC-0107	±15V	±0.34A
EDMA-0108	EDMC-0108	5/12V	1/0.42A
Triple Output			
ETMA-0109	ETMC-0109 */(DRL)	+5,±12V	1.5,±0.1A
ETMA-0111	ETMC-0111 */(DRL)	+5,±15V	1.4,±0.1A
Size: 2.56" x 1.77" x 0.83"		3.77" x 2.16" x 1"	

WebFinder: EMA10

15 Watt Encapsulated

PCB Mount		Chassis Mount	
Model No.	Model No.	Vout	Iout
Single Output			
ESMA-1500	ESMC-1500	3.3V	3.5A
ESMA-1501	ESMC-1501	5V	3.0A
ESMA-1522	ESMC-1522	9V	1.66A
ESMA-1502	ESMC-1502	12V	1.25A
ESMA-1503	ESMC-1503	15V	1.0A
ESMA-1518	ESMC-1518	18V	0.83A
ESMA-1505	ESMC-1505	24V	0.63A
Dual Output			
EDMA-1506	EDMC-1506	±12V	±0.63A
EDMA-1507	EDMC-1507	±15V	±0.5A
EDMA-1508	EDMC-1508	5/12V	1.5/0.65A
Triple Output			
ETMC-1509	ETMA-1509 */(DRL)	+5,±12V	2.5,±0.1A
ETMC-1511	ETMA-1511 */(DRL)	+5,±15V	2.5,±0.1A
Size: 2.75" x 1.89" x 0.93"		3.96" x 2.16" x 1"	

WebFinder: EMA15

30 Watt Encapsulated

PCB Mount		Chassis Mount	
Model No.	Model No.	Vout	Iout
Single Output			
ESMA-0300	ESMC-0300	3.3V	7.5A
ESMA-0301	ESMC-0301	5V	6.0A
ESMA-0322	ESMC-0322	9V	3.33A
ESMA-0302	ESMC-0302	12V	2.5A
ESMA-0303	ESMC-0303	15V	2.0A
ESMA-0318	ESMC-0318	18V	1.67A
ESMA-0305	ESMC-0305	24V	1.25A
ESMA-0312	ESMC-0312	48V	0.63A
Dual Output			
EDMA-0306	EDMC-0306	±12V	±1.25A
EDMA-0307	EDMC-0307	±15V	±1.0A
EDMA-0308	EDMC-0308	5/12V	3/1.25A
Triple Output			
ETMA-0309	ETMC-0309 */(DRL)	5, ±12V	3, ±0.63A
ETMA-0311	ETMC-0311 */(DRL)	5, ±15V	3, ±0.5A
Size: 3.5" x 2.5" x 0.98" (Single)		4.76" x 2.56" x 1" (Single)	
Size: 4.06" x 2.5" x 0.98" (Dual/Triple)		5.34" x 2.56" x 1" (Dual/Triple)	

WebFinder: EMA30

NOTE: For your convenience the Chassis Mount products on this page can be affixed with an optional DIN Rail Mounting clip. To receive the product with the clip, simply add the suffix "/DRL" to the end of the Model No. i.e. ESMC-5000/DRL. Contact Astrodyne Sales.

	Single Output		Dual Output		Triple Output	
	(1)	(10)	(1)	(10)	(1)	(10)
5 Watt	\$46	\$44	\$52	\$49	\$56	\$54
10 Watt	\$55	\$52	\$59	\$55	\$63	\$59
15 Watt	\$62	\$57	\$66	\$62	\$69	\$67
30 Watt	\$99	\$95	\$109	\$105	\$120	\$114

	Single Output		Dual Output		Triple Output	
	(1)	(10)	(1)	(10)	(1)	(10)
5 Watt	\$51	\$48	\$57	\$54	\$60	\$58
10 Watt	\$60	\$57	\$65	\$60	\$68	\$65
15 Watt	\$68	\$63	\$73	\$68	\$73	\$70
30 Watt	\$109	\$105	\$120	\$116	\$132	\$125

Medically Approved Power Supplies

5 ~ 30 Watts

5 Watt Encapsulated			
PCB Mount		Chassis Mount	
Model No.	Model No.	Vout	Iout
Single Output			
MSMA-5000	MSMC-5000	3.3V	1.25A
MSMA-5001	MSMC-5001	5V	1A
MSMA-5002	MSMC-5002	12V	0.42A
MSMA-5003	MSMC-5003	15V	0.33A
MSMA-5005	MSMC-5005	24V	0.23A
Dual Output			
MDMA-5006	MDMC-5006	±12V	±0.21A
MDMA-5007	MDMC-5007	±15V	±0.17A
Triple Output			
MTMA-5009	MTMC-5009	+5,±12V	0.6,±0.1A
MTMA-5011	MTMC-5011	+5,±15V	0.45±0.1A
Size: 2.28" x 1.77" x 0.83"; 3.77" x 2.16" x 1"			
WebFinder: MMA5			

10 Watt Encapsulated			
PCB Mount		Chassis Mount	
Model No.	Model No.	Vout	Iout
Single Output			
MSMA-0100	MSMC-0100	3.3V	2.5A
MSMA-0101	MSMC-0101	5V	2A
MSMA-0104	MSMC-0104	9V	1.1A
MSMA-0102	MSMC-0102	12V	0.85A
MSMA-0103	MSMC-0103	15V	0.67A
MSMA-0105	MSMC-0105	24V	0.42A
Dual Output			
MDMA-0106	MDMC-0106	±12V	±0.42A
MDMA-0107	MDMC-0107	±15V	±0.34A
MDMA-0108	MDMC-0108	+5/12V	+1/0.42A
Triple Output			
MTMA-0109	MTMC-0109	+5,±12V	1.5,±0.1A
MTMA-0111	MTMC-0111	+5,±15V	1.4,±0.1A
Size: 2.56" x 1.77" x 0.83"; 3.77" x 2.16" x 1"			
WebFinder: MMA10			

15 Watt Encapsulated			
PCB Mount		Chassis Mount	
Model No.	Model No.	Vout	Iout
Single Output			
MSMA-1500	MSMC-1500	3.3V	3.5A
MSMA-1501	MSMC-1501	5V	3A
MSMA-1504	MSMC-1504	9V	1.6A
MSMA-1502	MSMC-1502	12V	1.25A
MSMA-1503	MSMC-1503	15V	1A
MSMA-1505	MSMC-1505	24V	0.63A
Dual Output			
MDMA-1506	MDMC-1506	±12V	±0.63A
MDMA-1507	MDMC-1507	±15V	±0.5A
MDMA-1508	MDMC-1508	+5/12V	±1.5/0.63A
Triple Output			
MTMA-1509	MTMC-1509	+5,±12V	2.5,±0.1A
MTMA-1511	MTMC-1511	+5,±15V	2.5,±0.1A
Size: 2.75" x 1.89" x 0.93"; 3.96" x 2.16" x 1"			
WebFinder: MMA15			

30 Watt Encapsulated			
PCB Mount		Chassis Mount	
Model No.	Model No.	Vout	Iout
Single Output			
MSMA-0300	MSMC-0300	3.3V	7.5A
MSMA-0301	MSMC-0301	5V	6A
MSMA-0302	MSMC-0302	12V	2.5A
MSMA-0303	MSMC-0303	15V	2A
MSMA-0305	MSMC-0305	24V	1.25A
Dual Output			
MDMA-0306	MDMC-0306	±12V	±1.25A
MDMA-0307	MDMC-0307	±15V	±1A
MDMA-0308	MDMC-0308	+5/12V	+3/1.25
Triple Output			
MTMA-0309	MTMC-0309	+5,±12V	3,±0.63A
MTMA-0311	MTMC-0311	+5,±15V	3,±0.5A
Size: 3.5" x 2.5" x 0.98" (single) 4.76" x 2.56" x 1" (single), 4.06"x2.5"x0.98 (Dual/Triple) 4.76" x 2.56" x 1" (dual/triple)			
WebFinder: MMA30			

NOTE: For your convenience the Chassis Mount products on this page can be affixed with an optional DIN Rail Mounting clip. To receive the product with the clip, simply add the suffix "/DRL" to the end of the Model No. i.e. MSMA-5000/DRL. Contact Astrodyne Sales

PCB Mount	Single Output		Dual Output		Triple Output		Chassis Mount	Single Output		Dual Output		Triple Output	
	(1)	(10)	(1)	(10)	(1)	(10)		(1)	(10)	(1)	(10)	(1)	(10)
5 Watt	\$78	\$75	\$86	\$81	\$91	\$88	5 Watt	\$90	\$87	\$97	\$93	\$102	\$99
10 Watt	\$90	\$87	\$97	\$91	\$102	\$99	10 Watt	\$102	\$97	\$109	\$103	\$114	\$110
15 Watt	\$103	\$101	\$110	\$104	\$117	\$113	15 Watt	\$114	\$111	\$121	\$114	\$128	\$123
30 Watt	\$143	\$139	\$150	\$142	\$156	\$150	30 Watt	\$155	\$147	\$162	\$153	\$167	\$161

Medically Approved Power Supplies

5 ~ 30 Watts



EFM-15

5 Watt Open Frame PCB Mount AC/DC Switchers

Model No.	Vout	Iout
Single Output		
EFM-5000/M	3.3V	1.25A
EFM-5001/M	5V	1.0A
EFM-5022/M	9V	0.55A
EFM-5002/M	12V	0.42A
EFM-5003/M	15V	0.33A
EFM-5018/M	18V	0.27A
EFM-5005/M	24V	0.23A
Dual Output		
EFM-5006/M	± 12V	± 0.21A
EFM-5007/M	± 15V	± 0.17A
Triple Output		
EFM-5009/M	+5, ± 12V	0.53, ± 0.1A
EFM-5011/M	+5, ± 15V	0.41, ± 0.1A

Size: 2.11" x 1.6" x 0.91"

WebFinder: EFM-5

10 Watt Open Frame PCB Mount AC/DC Switchers

Model No.	Vout	Iout
Single Output		
EFM-0100/M	3.3V	2.5A
EFM-0101/M	5V	2.0A
EFM-0122/M	9V	1.12A
EFM-0102/M	12V	0.84A
EFM-0103/M	15V	0.67A
EFM-0118/M	18V	0.55A
EFM-0105/M	24V	0.42A
Dual Output		
EFM-0106/M	± 12V	± 0.42A
EFM-0107/M	± 15V	± 0.34A
EFM-0108/M	5/12V	1.3/0.6A
Triple Output		
EFM-0109/M	+5, ± 12V	1.8, ± 0.13A
EFM-0111/M	+5, ± 15V	1.8, ± 0.13A

Size: 2.46" x 1.66" x 0.91"

WebFinder: EFM-01

15 Watt Open Frame PCB Mount AC/DC Switchers

Model No.	Vout	Iout
Single Output		
EFM-1500/M	3.3V	3.5A
EFM-1501/M	5V	3.0A
EFM-1522/M	9V	1.1A
EFM-1502/M	12V	1.25A
EFM-1503/M	15V	1.0A
EFM-1518/M	18V	0.83A
EFM-1505/M	24V	0.63A
Dual Output		
EFM-1506/M	± 12V	± 0.63A
EFM-1507/M	± 15V	± 0.50A
EFM-1508/M	5/12V	1.8/0.8A
Triple Output		
EFM-1509/M	+5, ± 12V	2.8, ± 0.13A
EFM-1511/M	+5, ± 15V	2.8, ± 0.13A

Size: 2.64" x 1.77" x 0.91"

WebFinder: EFM-15

30 Watt Open Frame PCB Mount AC/DC Switchers

Model No.	Vout	Iout
Single Output		
EFM-0300/M	3.3V	7.5A
EFM-0301/M	5V	6.0A
EFM-0302/M	12V	2.5A
EFM-0303/M	15V	2.0A
EFM-0305/M	24V	1.25A
EFM-0312/M	48V	0.63A
Dual Output		
EFM-0306/M	± 12V	± 1.25A
EFM-0307/M	± 15V	± 1.0A
EFM-0308/M	+ 5/12V	3/1.25A
Triple Output		
EFM-0309/M	+5, ± 12V	+3, ± 0.63A
EFM-0311/M	+5, ± 15V	+3, ± 0.5A

Size: 3.41" x 2.36" x 0.93" (Single); 3.94" x 2.36" x 0.93" (Dual/Triple)

WebFinder: EFM-03

	Single Output		Dual Output		Triple Output	
	(1)	(10)	(1)	(10)	(1)	(10)
5 Watt	\$40	\$38	\$43	\$40	\$45	\$42
10 Watt	\$46	\$43	\$49	\$46	\$51	\$48
15 Watt	\$50	\$47	\$54	\$50	\$56	\$52
30 Watt	\$79	\$76	\$85	\$81	\$89	\$85

Medically Approved Power Supplies

10 ~ 65 Watts



MPS45

10 Watt Open Frame Medical Supplies

Model No.	Vout	Iout
ASM-0100	3.3V	2.5A
ASM-0101	5V	2.0A
ASM-0102	12V	0.85A
ASM-0103	15V	0.67A
ASM-0105	24V	0.42A

Size: 2" x 2.28" x 0.66"

WebFinder: ASM10

15 Watt Open Frame Medical Supplies

Model No.	Vout	Iout
ASM-1500	3.3V	3.5A
ASM-1501	5V	3.0A
ASM-1502	12V	1.25A
ASM-1503	15V	1.0A
ASM-1505	24V	0.63A

Size: 3" x 2.10" x 0.86"

WebFinder: ASM15

30 Watt Open Frame Medical Supplies

Model No.	Vout	Iout
MPS30-5	5V	5A
MPS30-12	12V	2.5A
MPS30-15	15V	2.0A
MPS30-24	24V	1.2A
MPS30-27	27V	1.1A
MPS30-48	48V	0.60A

Size: 4.0" x 2.6" x 0.93"

WebFinder: MPS30

	Single Output		Dual Output		Triple Output	
	(1)	(10)	(1)	(10)	(1)	(10)
10 Watt	\$46	\$43	N/A	N/A	N/A	N/A
15 Watt	\$50	\$47	N/A	N/A	N/A	N/A
30 Watt	\$38	\$36	N/A	N/A	N/A	N/A
45 Watt	\$40	\$38	\$43	\$40	\$48	\$45
65 Watt	\$42	\$40	\$46	\$43	\$51	\$48

45 Watt Open Frame Medical Supplies

Model No.	Vout	Iout
Single Output		
MPS45-3.3	3.3V	8.0A
MPS45-5	5V	8.0A
MPS45-7.5	7.5V	5.4A
MPS45-12	12V	3.7A
MPS45-13.5	13.5V	3.3A
MPS45-15	15V	3.0A
MPS45-24	24V	1.9A
MPS45-27	27V	1.7A
MPS45-48	48V	1.0A

Dual Output

MPD45-A	5V /12V	3.2/2.0A
MPD45-B	5/24V	3.2/1.2A

Triple Output

MPT45-A	5/12/-5V	3.0/2.0/0.3A
MPT45-B	5/12/-12V	3.0/2.0/0.3A
MPT45-C	5/15/-15V	3.0/1.6/0.3A

Size: 5" x 3" x 1.10"

WebFinder: MPS45

65 Watt Open Frame Medical Supplies

Model No.	Vout	Iout
Single Output		
MPS65-3.3	3.3V	12A
MPS65-5	5V	12A
MPS65-7.5	7.5V	8.0A
MPS65-12	12V	5.2A
MPS65-13.5	13.5 V	4.7A
MPS65-15	15V	4.2A
MPS65-24	24V	2.7A
MPS65-27	27V	2.4A
MPS65-48	48V	1.35A

Dual Output

MPD65-A	5/12V	5.5/2.8A
MPD65-B	5/24V	3.5/2.0A

Triple Output


MPT65-A	5/12/-5V	5.5/2.5/0.5A
MPT65-B	5/12/-12V	5.5/2.5/0.5A
MPT65-C	5/15/-15V	5.5/2.0/0.5A

Size: 5" x 3" x 1.65"

WebFinder: MPS65

Medically Approved Power Supplies

40 ~ 365 Watts



ASM40

150 Watt High Density Open Frame Medical Supply with 12V Auxiliary

Model No.	Vout	Iout	Iout2
Single Output			
ASM150-5	5V	14A / 20A	0.5A / 1A
ASM150-12	12	8.3A / 13.3A	0.5A / 1A
ASM150-24	24V	4.2A / 6.66A	0.5A / 1A
ASM150-48	48V	2.1A / 3.33A	0.5A / 1A

Size: 2" x 4" x 1.08"

WebFinder: ASM150

365 Watt High Density Open Frame Medical Supply with 12V & 5V Auxiliary

Model No.	Vout	Iout	Iout2	Iout3
Single Output				
ASM365-12	12	16.6A / 30.4A	0.5A / 1A	1 / 2A
ASM365-24	24V	8.3A / 15.2A	0.5A / 1A	1 / 2A
ASM365-48	48V	4.16A / 7.6A	0.5A / 1A	1 / 2A

Size: 3 x 5" x 1.28"

WebFinder: ASM365

40 Watt Medical Grade Open Frame Switchers

Model No.	Vout	Iout
Single Output		
ASM40-5 *(A)	5V	8.0A
ASM40-9 *(A)	9V	4.44A
ASM40-12 *(A)	12V	3.3A
ASM40-15 *(A)	15V	2.6A
ASM40-24 *(A)	24V	1.6A
ASM40-36 *(A)	36V	1.11
ASM40-48 *(A)	48V	0.8A
Dual Output		
ASM40D-1	5/12V	3.3/2A
ASM40D-2	5/15V	3.3/1.6A
ASM40D-3	5/24V	3.3/1.0A
ASM40D-5	5/48V	3.3/0.5A

Size: 2" x 4" x 1.2"

WebFinder: ASM40

60 Watt Medical Grade Open Frame Switchers

Model No.	Vout	Iout
Single Output		
ASM60-5 *(A)	5V	9A
ASM60-9 *(A)	9V	6.66
ASM60-12 *(A)	12V	5A
ASM60-15 *(A)	15V	4A
ASM60-24 *(A)	24V	2.5A
ASM60-36 *(A)	36V	1.66
ASM60-48 *(A)	48V	1.25A
Dual Output		
ASM60D-1	5/12V	5/3.0A
ASM60D-2	5/15V	5/2.4A
ASM60D-3	5/24V	5/1.5A
ASM60D-5	5/48V	5/0.73A

Size: 2" x 4" x 1.2"

WebFinder: ASM60

***Note:** The Single Outputs (ASM40/60 only) can be ordered with Molex 09-50-30x1 I/O connectors. Simply add the Suffix "A" to the end of the Model Number. For example, "ASM40-5A" JST BxP VH are Standard.

	Single Output		Dual Output	
	(1)	(10)	(1)	(10)
40 Watt	\$44	\$41	\$49	\$46
60 Watt	\$60	\$56	\$66	\$61
150 Watt	\$137	\$127	N/A	N/A
365 Watt	\$328	\$326	N/A	N/A

Medically Approved Power Supplies

40 ~ 300 Watts

40 Watt Enclosed Power Supplies

Model No.	Vout	Iout
MMK40S-5	5V	8.0A
MMK40S-12	12V	3.5A
MMK40S-15	15V	2.8A
MMK40S-24	24V	1.8A

Size: 4.75" x 2.5" x 1.5"

WebFinder: MMK40

75 Watt Enclosed Power Supplies

Model No.	Vout	Iout
MMK75S-12	12V	6.25A
MMK75S-15	15V	5.0A
MMK75S-24 */(DRL)	24V	3.12A

Size: 5" x 3" x 1.7"

WebFinder: MMK75

***NOTE:** DIN Rail option available by adding /(DRL) after part number (ex. "MMK75S-24/DRL")

150 Watt Enclosed Power Supplies

Model No.	Vout	Iout
MMK150S-5	5V	30A
MMK150S-12	12V	12.5A
MMK150S-15	15V	10A
MMK150S-24	24V	6.25A

Size: 6" x 3.5" x 1.75"

WebFinder: MMK150



MMK40

300 Watt Enclosed Power Supplies

Model No.	Vout	Iout
MMK320S-5	5V	50A
MMK320S-12	12V	25A
MMK320S-15	15V	20A
MMK320S-24	24V	12.5A
MMK320S-36	36V	8.33A

Size: 7" x 4" x 2"

WebFinder: MMK320

Single Output

	(1)	(10)
40 Watt	\$48	\$46
75 Watt	\$59	\$56
150 Watt	\$87	\$81
300 Watt	\$107	\$99

Need it right now?

Astrodyne offers Over 100,000 items in stock. Many items can be shipped from stock today! Need delivery to fit your production schedule? We Can Schedule Your Order for JIT Delivery! For an Astrodyne Rapid Resolution, contact our sales department at **800-823-8082**.

Please note that this does not represent our complete product offering. Contact us for details.

Rapid Power Search!

Use Web Finder at
www.astrodyne.com

Medically Approved Power Supplies

130 ~ 150 Watts



PMMK130

Call 800-823-8082 for instant engineering support.

130 Watt Power Supplies		
Open Frame		
Model No.	Vout	Iout
Single Output		
PMMK130S-5*(-A)	5V	22A
PMMK130S-12*(-A)	12V	10.8A
PMMK130S-15*(-A)	15V	8.7A
PMMK130S-24*(-A)	24V	5.4A
PMMK130S-28*(-A)	28V	4.6A
PMMK130S-36*(-A)	36V	3.6A
PMMK130S-48*(-A)	48V	2.7A
Triple Output		
PMMK130T-A*(-A)	5/12/-12V	15/5/1A
PMMK130T-B*(-A)	5/15/-15V	15/5/1A
PMMK130T-C*(-A)	5/24/12V	4/4/2A
PMMK130T-D*(-A)	12/24/5V	8/2/3 A
Size: 3" x 5" x 1.3"		
U-Channel Power Supplies		
Model No.	Vout	Iout
Single Output		
PMMK130S-5U*(-A)	5V	22A
PMMK130S-12U*(-A)	12V	10.8A
PMMK130S-15U*(-A)	15V	8.7A
PMMK130S-24U*(-A)	24V	5.4A
PMMK130S-28U*(-A)	28V	4.6A
PMMK130S-36U*(-A)	36V	3.6A
PMMK130S-48U*(-A)	48V	2.7A
Triple Output		
PMMK130T-AU*(-A)	5/12/-12V	15/5/1A
PMMK130T-BU*(-A)	5/15/-15V	15/5/1A
PMMK130T-CU*(-A)	5/24/12V	4/4/2A
PMMK130T-DU*(-A)	12/24/5V	8/2/3 A
Size: 3.17" x 5" x 1.5"		
WebFinder: PMMK130		

*NOTE: (-A) configuration is available with 3.96mm pitched pins (5 Input; 10 Output)

150 Watt Power Supplies		
Open Frame		
Model No.	Vout	Iout
Single Output		
PMMK150S-5	5V	30A
PMMK150S-12	12V	12.5A
PMMK150S-15	15V	10A
PMMK150S-24	24V	6.3A
PMMK150S-48	48V	3.2A
Dual Output		
PMMK150D-A	5/12V	15/7A
PMMK150D-B	5/24V	15/3.5A
PMMK150D-C	12/24V	7/3.5A
PMMK150D-D	12/48V	7/1.5A
U-Channel Frame		
Model No.	Vout	Iout
Single Output		
PMMK150S-5U	5V	30A
PMMK150S-12U	12V	12.5A
PMMK150S-15U	15V	10A
PMMK150S-24U	24V	6.3A
PMMK150S-48U	48V	3.2A
Dual Output		
PMMK150D-AU	5/12V	15/7A
PMMK150D-BU	5/24V	15/3.5A
PMMK150D-CU	12/24V	7/3.5A
PMMK150D-DU	12/48V	7/1.5A
Size: 3" x 5.5" x 1.4" (Open Frame); Size: 3.2" x 5.5" x 1.6" (U-Channel)		
WebFinder: PMMK150		

150 Watt Power Supplies		
Enclosed Frame		
Model No.	Vout	Iout
Single Output		
PMMK150S-5E	5V	30A
PMMK150S-12E	12V	12.5A
PMMK150S-15E	15V	10A
PMMK150S-24E	24V	6.3A
PMMK150S-48E	48V	3.2A
Dual Output		
PMMK150D-AE	5/12V	15/7A
PMMK150D-BE	5/24V	15/3.5A
PMMK150D-CE	12/24V	7/3.5A
PMMK150D-DE	12/48V	7/1.5A
DIN Rail Mountable		
Model No.	Vout	Iout
Single Output		
PMMK150S-5D	5V	30A
PMMK150S-12D	12V	12.5A
PMMK150S-15D	15V	10A
PMMK150S-24D	24V	6.3A
PMMK150S-48D	48V	3.2A
Dual Output		
PMMK150D-AD	5/12V	15/7A
PMMK150D-BD	5/24V	15/3.5A
PMMK150D-CD	12/24V	7/3.5A
PMMK150D-DD	12/48V	7/1.5A
Size: 3.2" x 5.5" x 1.6"		
WebFinder: PMMK150		

	Single Output		Dual Output		Triple Output	
	(1)	(10)	(1)	(10)	(1)	(10)
130 Watt: Open	\$77	\$72	N/A	N/A	\$82	\$77
130 Watt: U-Channel	\$81	\$76	N/A	N/A	\$86	\$80
150 Watt: Open	\$83	\$77	\$86	\$79	N/A	N/A
150 Watt: U-Channel	\$87	\$80	\$90	\$84	N/A	N/A
150 Watt: Enclosed	\$90	\$83	\$92	\$86	N/A	N/A
150 Watt: DIN Rail	\$92	\$85	\$94	\$88	N/A	N/A

Medically Approved Power Supplies

225 ~ 450 Watts



PMMK225

320 Watt Power Supplies

Enclosed Frame

Model No.	Vout	Iout
PMMK320S-5E	5V	60A
PMMK320S-12E	12V	26.7A
PMMK320S-15E	15V	21.4A
PMMK320S-24E	24V	13.4A
PMMK320S-36E	36V	8.9A
PMMK320S-48E	48V	6.7A

DIN Rail Mountable

Model No.	Vout	Iout
PMMK320S-5D	5V	60A
PMMK320S-12D	12V	26.7A
PMMK320S-15D	15V	21.4A
PMMK320S-24D	24V	13.4A
PMMK320S-36D	36V	8.9A
PMMK320S-48D	48V	6.7A

Size: 8" x 3.86" x 1.57"

WebFinder: PMMK320

450 Watt Power Supplies

U-Channel Frame

Model No.	Vout	Iout
PMMK450S-5U	5V	60.00A
PMMK450S-12U	12V	37.50A
PMMK450S-24U	24V	18.75A
PMMK450S-36U	36V	12.50A
PMMK450S-48U	48V	9.375A

Size: 8" x 5" x 1.5"

Enclosed Frame

Model No.	Vout	Iout
PMMK450S-5E	5V	60.0A
PMMK450S-12E	12V	37.50A
PMMK450S-24E	24V	18.75A
PMMK450S-36E	36V	12.50A
PMMK450S-48E	48V	9.375A

Size: 8.85" x 5" x 1.57"

DIN Rail Mountable

Model No.	Vout	Iout
PMMK450S-5D	5V	60.0A
PMMK450S-12D	12V	37.50A
PMMK450S-24D	24V	18.75A
PMMK450S-36D	36V	12.50A
PMMK450S-48D	48V	9.375A

Size: 8.85" x 5" x 1.57"

WebFinder: PMMK450

225 Watt Power Supplies

U-Channel Frame

Model No.	Vout	Iout
PMMK225S-5U	5V	40A
PMMK225S-12U	12V	18.8A
PMMK225S-15U	15V	15A
PMMK225S-24U	24V	9.4A
PMMK225S-36U	36V	6.25A
PMMK225S-48U	48V	4.7A

Size: 7" x 3.86" x 1.5"

Enclosed

Model No.	Vout	Iout
PMMK225S-5E	5V	40A
PMMK225S-12E	12V	18.8A
PMMK225S-15E	15V	15A
PMMK225S-24E	24V	9.4A
PMMK225S-36E	36V	6.25A
PMMK225S-48E	48V	4.7A

Size: 7" x 3.86" x 1.57"

DIN Rail Mountable

Model No.	Vout	Iout
PMMK225S-5D	5V	40A
PMMK225S-12D	12V	18.8A
PMMK225S-15D	15V	15A
PMMK225S-24D	24V	9.4A
PMMK225S-36D	36V	6.25A
PMMK225S-48D	48V	4.7A

Size: 7" x 3.86" x 1.57"

WebFinder: PMMK225

	Single Output		Dual Output		Triple Output	
	(1)	(10)	(1)	(10)	(1)	(10)
225 Watt: U-Channel	\$116	\$108	N/A	N/A	N/A	N/A
225 Watt: Enclosed	\$118	\$110	N/A	N/A	N/A	N/A
225 Watt: DIN Rail	\$119	\$111	N/A	N/A	N/A	N/A
320 Watt: Enclosed	\$126	\$118	N/A	N/A	N/A	N/A
320 Watt: DIN Rail	\$127	\$119	N/A	N/A	N/A	N/A
450 Watt: U-Channel	\$166	\$155	N/A	N/A	N/A	N/A
450 Watt: Enclosed	\$178	\$166	N/A	N/A	N/A	N/A
450 Watt: DIN Rail	\$180	\$168	N/A	N/A	N/A	N/A

Medically Approved Power Supplies

12 ~ 30 Watts



ASA30M

12 Watt Wall Mount Power Supplies

Model No.	Vout	Iout
Single Output		
AMP1201-02	5V	2.0A
AMP1201-03	6V	2.0A
AMP1201-04	9V	1.33A
AMP1201-05	12V	1.0A
AMP1201-06	15V	0.8A
AMP1201-07	18V	0.66A
AMP1201-08	24V	0.5A

Size: 2.56" x 2.16" x 1.38"

WebFinder: AMP12

15 Watt Desktop Power Supplies

Model No.	Vout	Iout
Single Output		
AMP1501-02 *(A), (B)	5V	2.6A
AMP1501-03 *(A), (B)	7V	1.85A
AMP1501-04 *(A), (B)	9V	1.66A
AMP1501-05 *(A), (B)	12V	1.25A
AMP1501-06 *(A), (B)	16V	0.93A
AMP1501-07 *(A), (B)	18V	0.83A
AMP1501-08 *(A), (B)	24V	0.62A
AMP1501-09 *(A), (B)	30V	0.50A
AMP1501-10 *(A), (B)	36V	0.41A

Size: 4.11" x 1.65" x 1.22"

*Denotes a choice of AC input connectors (A or B option). Please see full specification at www.astrodyne.com. If not denoted, option "A" IEC-320-C14 input connector is used

WebFinder: AMP15

	Single Output		Dual Output		Triple Output	
	(1)	(10)	(1)	(10)	(1)	(10)
12 Watt	\$35	\$30	N/A	N/A	N/A	N/A
15 Watt: *(A) or (B)	\$47	\$40	N/A	N/A	N/A	N/A
30 Watt: AMP300	\$65	\$60	\$66	\$61	\$69	\$64
30 Watt: ASA30M	\$52	\$48	N/A	N/A	N/A	N/A

30 Watt Wall Adapters w/ Interchangeable AC Plugs

Model No.	Vout	Iout
Single Output		
ASA30M-0301	5V	4.0A
ASA30M-0304	9V	3.0A
ASA30M-0302	12V	2.5A
ASA30M-0303	15V	2.0A
ASA30M-0306	18V	1.65A
ASA30M-0305	24V	1.25A

Size: 4.28" x 1.44" x 1.22"

WebFinder: ASA30M

30 Watt Desktop Power Supplies

Model No.	Vout	Iout
Single Output		
AMP3001-01	3.3V	6.06A
AMP3001-02	5V	5.0A
AMP3001-03	6V	4.16A
AMP3001-04	10V	3.0A
AMP3001-05	12V	2.5A
AMP3001-06	15V	2.0A
AMP3001-07	18V	1.66A
AMP3001-08	24V	1.25A
AMP3001-09	30V	1.0A
AMP3001-10	36V	0.83A

Dual Output		
AMP3002-00	3.3/12V	3/1.3A
AMP3002-01	5/12V	3/1.3A
AMP3002-02	5/15V	3/1.0A
AMP3002-03	5/24V	3/0.7A
AMP3002-04	3.3/5V	3/1.6A
AMP3002-09	+/-12V	2/0.5A
AMP3002-10	+/-15V	1.5/0.5A
AMP3002-15	5/-24V	2.5/1.0A

Triple Output		
AMP3003-01	5/12/-5V	2.5/1.3/0.5A
AMP3003-02	5/12/-12V	2.5/1/0.5A
AMP3003-03	5/15/-15V	2.5/1/0.5A
AMP3003-04	5,+/-24V	3/1/0.5A
AMP3003-05	5/24/-12V	2.5/1/0.5A
AMP3003-06	3.3/12/-5V	2.5/1/1.0/0.5A

Size: 2.56" x 4.65" x 1.54"

WebFinder: AMP30

Medically Approved Power Supplies

63 ~ 100 Watts

63 Watt Desktop Power Supplies

Model No.	Vout	Iout
Single Output		
AMP6301-02	5V	9.0A
AMP6301-03	7V	7.85A
AMP6301-04	9V	6.44A
AMP6301-05	12V	5.25A
AMP6301-06	15V	4.2A
AMP6301-07	18V	3.5A
AMP6301-08	24V	2.62A
AMP6301-09	30V	2.1A
AMP6301-10	36V	1.75A

Size: 2.99 x 5.75" x 1.69"

WebFinder: AMP63

50 Watt Desktop Power Supplies

Model No.	Vout	Iout
Single Output		
AMP5001-00	2.5V	12.0A
AMP5001-01	3.3V	12.12A
AMP5001-02	5V	8.0A
AMP5001-03	6V	7.0A
AMP5001-04	10V	4.5A
AMP5001-05	12V	3.75A
AMP5001-06	15V	3.0A
AMP5001-07	18V	2.7A
AMP5001-08	24V	2.08A
AMP5001-09	30V	1.66A
AMP5001-10	36V	1.38A
AMP5001-11	48V	1.04A

Dual Output

AMP5002-00	3.3/12V	5/2.0A
AMP5002-01	5/12V	5/2.0A
AMP5002-02	5/15V	5/1.5A
AMP5002-03	5/24V	5/1.0A
AMP5002-04	3.3/5V	5/2.0A
AMP5002-09	+/-12V	3/1.0A
AMP5002-10	+/-15V	2/1.0A
AMP5002-15	5/-24V	5/2.6A
AMP5002-16	5.1/7.2V	+/-2.0A
AMP5002-17	+/-10.5V	+/-2.0A
AMP5002-18	+/-5V	5/2.0A

Triple Output

AMP5003-00	3.3,+/-12V	5/2/0.8A
AMP5003-01	5/12/-5V	5/2/0.8A
AMP5003-02	5/12/-12V	5/2/0.8A
AMP5003-03	5/15/-15V	5/2/0.8A
AMP5003-04	5,+/-24V	5/1/0.5A
AMP5003-05	5/24/-12V	5/1/0.8A
AMP5003-06	3.3/12/-5V	5/2/0.8A

Size: 3.0" x 5.75" x 1.7"

WebFinder: AMP50



AMP6301-08

100 Watt Desktop Power Supplies

Model No.	Vout	Iout
Single Output		
AMP1011-02 *(S)	5V	14A
AMP1011-03 *(S)	6V	13.33A
AMP1011-04 *(S)	10V	9.0A
AMP1011-05 *(S)	12V	8.33A
AMP1011-06 *(S)	15V	6.66A
AMP1011-07 *(S)	18V	5.55A
AMP1011-08 *(S)	24V	4.16A
AMP1011-09 *(S)	30V	3.33A
AMP1011-10 *(S)	36V	2.77A

Dual Output

AMP1012-00 *(S)	3.3/12V	10/3A
AMP1012-01 *(S)	5/12V	10/3A
AMP1012-02 *(S)	5/15V	10/3A
AMP1012-03 *(S)	5/24V	10/2A
AMP1012-04 *(S)	3.3/5V	10/5A
AMP1012-05 *(S)	+/-12V	7/1A
AMP1012-10 *(S)	+/-15V	6/1A
AMP1012-12 *(S)	24/-24V	3/1A
AMP1012-15 *(S)	5/-24V	5/1A

Triple Output

AMP1013-00 *(S)	3.3,+/-12V	10/3/1A
AMP1013-01 *(S)	5/12/-5V	10/3/1A
AMP1013-02 *(S)	5,+/-12V	10/3/1A
AMP1013-03 *(S)	5,+/-15V	10/3/1A
AMP1013-04 *(S)	5,+/-24V	10/3/1A
AMP1013-05 *(S)	5/24/-12V	10/3/1A
AMP1013-06 *(S)	3.3/12/-5V	10/3/1A
AMP1013-08 *(S)	3.3/5/-12V	10/3/1A

Size: 3.52" x 7.44" x 1.79"

WebFinder: AMP101

***NOTE:** "(S)" Denotes that there is an ON/OFF Switch option available for the AMP101 family of products. To order an AMP101 product with the optional ON/OFF Switch, simply add an "S" to the end of the standard Part Number. (ex. AMP1011-02S)

	Single Output		Dual Output		Triple Output	
	(1)	(10)	(1)	(10)	(1)	(10)
50 Watt	\$69	\$62	\$75	\$68	\$79	\$74
63 Watt	\$88	\$86	N/A	N/A	N/A	N/A
100 Watt	\$135	\$132	\$140	\$136	\$150	\$147
*(S) Style	\$136	\$133	\$141	\$137	\$151	\$148

Medically Approved Power Supplies

120 ~ 200 Watts

Call 800-823-8082 for instant engineering support.



MPS120

120 Watt Open PCB Medical Supplies w/PFC

Model No.	Vout	Iout
Single Output		
MPS120-3.3	3.3V	24A
MPS120-5	5V	22A
MPS120-12	12V	10A
MPS120-15	15V	8.0A
MPS120-24	24V	5.0A
MPS120-48	48V	2.5A
Dual Output		
MPD-120A	5/12V	12/6.0A
MPD-120B	5/24V	12/3.2A
Triple Output		
MPT-120A	5/12/-5V	12/5.8/1.0A
MPT-120B	5/12/-12V	12/5.3/1.0A
MPT-120C	5/15/-15V	11/4.4/1.0A
MPT-120D	5/24/12V	12/2.6/1.0A
Quad Output		
MPQ-120B	5/12/-5/-12V	11/5.0/1.0/1.0A
MPQ-120C	5/15/-5/-15V	11/3.8/1.0/1.0A
MPQ-120D	5/12/24/-12V	11/1.1/2.3/1.0A
MPQ-120E	5/12/15/24V	11/3.3/1.0/1.0A
Size: 7" x 4.25" x 1.4"		

WebFinder: MPS120

200 Watt Open PCB Medical Supplies w/ PFC

Model No.	Vout	Iout
Single Output		
MPS200-3.3	3.3V	40A
MPS200-5	5V	40A
MPS200-12	12V	16.7A
MPS200-15	15V	13.4A
MPS200-24	24V	8.4A
MPS200-48	48V	4.2A
Dual Output		
MPD-200A	5/12V	24/9.6A
MPD-200B	5/24V	24/4.8A
Triple Output		
MPT-200A	5/12/-5V	24/9.0/2.4A
MPT-200B	5/12/-12V	24/7.2/2.4A
MPT-200C	5/15/-15V	24/5.6/2.4A
MPT-200D	5/24/12V	24/3.6/2.4A
Quad Output		
MPQ-200B	5/12/-5/-12V	18/8.4/2.4/2.4A
MPQ-200C	5/15/-5/-15V	18/6.0/2.4/2.4A
MPQ-200D	5/24/12/-12V	18/3.6/2.4/2.4A
MPQ-200E	5/24/15/-15V	18/3.3/2.4/2.4A
Size: 7" x 4.25" x 1.4"		

WebFinder: MPS200

	Single Output		Dual Output		Triple Output		Quad Output	
	(1)	(10)	(1)	(10)	(1)	(10)	(1)	(10)
120 Watt	\$72	\$68	\$77	\$72	\$81	\$77	\$85	\$81
200 Watt	\$115	\$109	\$123	\$115	\$130	\$123	\$136	\$130

Rapid Power Search!

Use Web Finder at
www.astrodyne.com

DIN Rail Mountable Power Supplies

5 ~ 30 Watts



ECA5

- 5 ~ to 960 Watts Power
- Slim DIN Rail Mount Packages
- Power Factor Corrected Versions
- UL508 Approved

5 Watt Encapsulated		
DIN Rail Mount		
Model No.	Vout	Iout
Single Output		
ESCC-5000/DRL	3.3V	1.25A
ESCC-5001/DRL	5V	1.0A
ESCC-5022/DRL	9V	0.55
ESCC-5002/DRL	12V	0.42A
ESCC-5003/DRL	15V	0.33A
ESCC-5018/DRL	18V	0.27A
ESCC-5005/DRL	24V	0.23A
Dual Output		
EDCC-5006/DRL	±12V	±0.21A
EDCC-5007/DRL	±15V	±0.17A
Triple Output		
ETCC-5009/DRL	5±12V	0.53±0.1A
ETCC-5011/DRL	5±15V	0.41±0.1A
Size: 3.77" x 2.16" x 1.35"		
WebFinder: ECA5		

10 Watt Encapsulated		
DIN Rail Mount		
Model No.	Vout	Iout
Single Output		
ESCC-0100/DRL	3.3V	2.5A
ESCC-0101/DRL	5V	2.0A
ESCC-0122/DRL	9V	1.1A
ESCC-0102/DRL	12V	0.85A
ESCC-0103/DRL	15V	0.67A
ESCC-0118/DRL	18V	0.55A
ESCC-0105/DRL	24V	0.42A
Dual Output		
EDCC-0106/DRL	±12V	±0.42A
EDCC-0107/DRL	±15V	±0.34A
EDCC-0108/DRL	5/12V	1/0.42A
Triple Output		
ETCC-0109/DRL	±12V	1.5 ±0.1A
ETCC-0111/DRL	±15V	1.4 ±0.1A
Size: 3.77" x 2.16" x 1.35"		
WebFinder: ECA10		

15 Watt Encapsulated		
DIN Rail Mount		
Model No.	Vout	Iout
Single Output		
ESCC-1500/DRL	3.3V	3.5A
ESCC-1501/DRL	5V	3.0A
ESCC-1522/DRL	9V	1.66A
ESCC-1502/DRL	12V	1.25A
ESCC-1503/DRL	15V	1.0A
ESCC-1518/DRL	18V	1.0A
ESCC-1505/DRL	24V	0.63A
Dual Output		
EDCC-1506/DRL	±12V	±0.63A
EDCC-1507/DRL	±15V	±0.5A
EDCC-1508/DRL	5/12V	1.5/0.65A
Triple Output		
ETCC-1509/DRL	5, ±12V	2.5 ±0.1A
ETCC-1511/DRL	5, ±15V	2.5 ±0.1A
Size: 3.96" x 2.16" x 1.35"		
WebFinder: ECA15		

30 Watt Encapsulated		
DIN Rail Mount		
Model No.	Vout	Iout
Single Output		
ESCC-0300/DRL	3.3V	7.5A
ESCC-0301/DRL	5V	6A
ESCC-0322/DRL	9V	3.33A
ESCC-0302/DRL	12V	2.5A
ESCC-0303/DRL	15V	2A
ESCC-0318/DRL	18V	2A
ESCC-0305/DRL	24V	1.25A
ESCC-0312/DRL	48V	0.63A
Dual Output		
EDCC-0306/DRL	±12V	±1.25A
EDCC-0307/DRL	±15V	±1.0A
EDCC-0308 /DRL	5/12V	3/1.25A
Triple Output		
ETCC-0309/DRL	5, ±12V	3, ±0.63A
ETCC-0311/DRL	5, ±15V	3, ±0.5A
Size: 4.76" x 2.56" x 1.0"		
WebFinder: ECA30		

DIN Rail Mount	Single Output		Dual Output		Triple Output	
	(1)	(10)	(1)	(10)	(1)	(10)
5 Watt	\$51	\$49	\$57	\$54	\$57	\$54
10 Watt	\$60	\$57	\$64	\$64	\$67	\$64
15Watt	\$67	\$62	\$71	\$67	\$125	\$119
30 Watt	\$104	\$100	\$14	\$110	\$125	\$119

DIN Rail Mountable Power Supplies

5 ~ 30 Watts



MTCC-5011/DRL

5 Watt Encapsulated

DIN Rail Mount

Model No.	Vout	Iout
-----------	------	------

Single Output

MSCC-5000/DRL	3.3V	1.25A
MSCC-5001/DRL	5V	1A
MSCC-5002/DRL	12V	0.42A
MSCC-5003/DRL	15V	0.33A
MSCC-5005/DRL	24V	0.23A

Dual Output

MDCC-5006/DRL	±12V	±0.21A
MDCC-5007/DRL	±15V	±0.17A

Triple Output

MTCC-5009/DRL	+5,±12V	0.6,±0.1A
MTCC/DRL	+5,±15V	0.45±0.1A

Size: 3.77" x 2.16" x 1.0"

WebFinder: MCA5

10 Watt Encapsulated

DIN Rail Mount

Model No.	Vout	Iout
-----------	------	------

Single Output

MSCC-0100/DRL	3.3V	2.5A
MSCC-0101/DRL	5V	2A
MSCC-0104/DRL	9V	1.1A
MSCC-0102/DRL	12V	0.85A
MSCC-0103/DRL	15V	0.67A
MSCC-0105/DRL	24V	0.42A

Dual Output

MDCC-0106/DRL	±12V	±0.42A
MDCC-0107/DRL	±15V	±0.34A
MDCC-0108/DRL	+5/12V	+1/0.42A

Triple Output

MTCC-0109/DRL	+5,±12V	1.5,±0.1A
MTCC-0111/DRL	+5,±15V	1.4,±0.1A

Size: 3.77" x 2.16" x 1.0"

WebFinder: MCA10

15 Watt Encapsulated

DIN Rail Mount

Model No.	Vout	Iout
-----------	------	------

Single Output

MSCC-1500/DRL	3.3V	3.5A
MSCC-1501/DRL	5V	3A
MSCC-1504/DRL	9V	1.6A
MSCC-1502/DRL	12V	1.25A
MSCC-1503/DRL	15V	1A
MSCC-1505/DRL	24V	0.63A

Dual Output

MDCC-1506/DRL	±12V	±0.63A
MDCC-1507/DRL	±15V	±0.5A
MDCC-1508/DRL	+5/12V	±1.5/0.63A

Triple Output

MTCC-1509/DRL	+5,±12V	2.5,±0.1A
MTCC-1511/DRL	+5,±15V	2.5,±0.1A

Size: 3.96" x 2.16" Wx 1.0"

WebFinder: MCA15

30 Watt Encapsulated

DIN Rail Mount

Model No.	Vout	Iout
-----------	------	------

Single Output

MSCC-0300/DRL	3.3V	7.5A
MSCC-0301/DRL	5V	6A
MSCC-0302/DRL	12V	2.5A
MSCC-0303/DRL	15V	2A
MSCC-0305/DRL	24V	1.25A

Dual Output

MDCC-0306/DRL	±12V	±1.25A
MDCC-0307/DRL	±15V	±1A
MDCC-0308/DRL	+5/12V	+3/1.25

Triple Output

MTCC-0309/DRL	+5,±12V	3,±0.63A
MTCC-0311/DRL	+5,±15V	3,±0.5A

Size: 4.76" x 2.56" x 1.0"

WebFinder: MCA30

DIN Rail Mount	Single Output		Dual Output		Triple Output	
	(1)	(10)	(1)	(10)	(1)	(10)
5 Watt	\$85	\$83	\$91	\$86	\$97	\$93
10 Watt	\$97	\$93	\$102	\$97	\$107	\$104
15 Watt	\$108	\$106	\$114	\$108	\$120	\$117
30 Watt	\$143	\$140	\$148	\$141	\$151	\$148

DIN Rail Mountable Power Supplies

20 ~ 75 Watts



MDR20

20 Watt Industrial DIN Rail Mountable Power Supplies

Model No.	Vout	Iout
MDR20-5	5V	3A
MDR20-12	12V	1.67A
MDR20-15	15V	1.34A
MDR20-24	24V	1A

Size: 0.89" x 3.54" x 3.94"

WebFinder: MDR20

30 Watt Industrial DIN Rail Mountable Power Supplies

Model No.	Vout	Iout
DR30-05	5V	3.0A
DR30-12	12V	2.0A
DR30-15	15V	2.0A
DR30-24	24V	1.5A

Size: 3.66" x 3.07" x 2.2"

WebFinder: DR30

40 Watt Industrial DIN Rail Mountable Power Supplies

Model No.	Vout	Iout
MDR40-5	5V	6.00A
MDR40-12	12V	3.33A
MDR40-24	24V	1.70A
MDR40-48	48V	0.83A

Size: 1.57" x 3.54" x 3.94"

WebFinder: MDR40

45 Watt Industrial DIN Rail Mountable Power Supplies

Model No.	Vout	Iout
DR45-05	5V	5A
DR45-12	12V	3.5A
DR45-15	15V	2.8A
DR45-24	24V	2.0A

Size: 3.66" x 3.07" x 2.64"

WebFinder: DR45

60 Watt Industrial DIN Rail Mountable Power Supplies

Model No.	Vout	Iout
MDR60-5	5V	10A
MDR60-12	12V	5.0A
MDR60-24	24V	2.5A
MDR60-48	48V	1.25A

Size: 1.57" x 3.54" x 3.94"

WebFinder: MDR60

60 Watt Industrial DIN Rail Mountable Power Supplies

Model No.	Vout	Iout
DR60-05	5V	6.5A
DR60-12	12V	4.5A
DR60-15	15V	4.0A
DR60-24	24V	2.5A

Size: 3.66" x 3.07" x 2.2"

WebFinder: DR60

75 Watt Industrial DIN Rail Mountable Power Supplies

Model No.	Vout	Iout
DR75-12	12V	6.3A
DR75-24	24V	3.2A
DR75-48	48V	1.6A

Size: 3.94" x 2.18" x 4.93"

WebFinder: DR75

NOTE: Many of our Enclosed Style Supplies can be purchased with DIN Rail adaptability. See our Enclosed section or Contact our Technical Sales Department

Single Output

	(1)	(10)
20 Watt	\$43	\$40
30 Watt	\$46	\$43
40 Watt	\$49	\$46
45 Watt	\$51	\$47
60 Watt: DR60	\$69	\$64
60 Watt: MDR60	\$67	\$62
75 Watt	\$87	\$82

DIN Rail Mountable Power Supplies

120 ~ 960 Watts



SDR240

NOTE: Many of our Enclosed Style Supplies can be purchased with DIN Rail adaptability. See our Enclosed section or Contact our Technical Sales Department

480 Watt DIN Rail Mountable Power Supplies

Model No.	Vout	Iout
180-264VAC Input		
DRP480-24	24V	20A
DRP480-48	48V	10A
*DRP480S-24	24V	20A
*DRP480S-48	48V	10A
340-550VAC 3-Phase Inputs		
DRT480-24	24V	20A
DRT480-48	48V	10A

Size: 8.94" x 4.93" x 3.94"
*Universal VAC Input Selected by Switch

WebFinder: DRP480, DRT480

960 Watt DIN Rail Mountable Power Supplies

Model No.	Vout	Iout
340-550VAC 3-Phase Inputs		
DRT960-24	24V	40A
DRT960-48	48V	20A

Size: 10.86" x 4.93" x 3.94"

WebFinder: DRT960

120 Watt DIN Rail Mountable Power Supplies

Model No.	Vout	Iout
DR120-12	12V	10A
DR120-24	24V	5A
DR120-48	48V	2.5A

Size: 3.94" x 2.58" x 4.93"

WebFinder: DR120

150 Watt DIN Rail Mountable Power Supplies

Model No.	Vout	Iout
Single Output		
PMK150S-5D	5V	30A
PMK150S-12D	12V	12.5A
PMK150S-15D	15V	10A
PMK150S-24D	24V	6.3A
PMK150S-48D	48V	3.2A
Dual Output		
PMK150D-AD	5/12V	15/7A
PMK150D-BD	5/24V	15/3.5A
PMK150D-CD	12/24V	7/3.5A
PMK150D-DD	12/48V	7/1.5A

Size: 3.2" x 5.5" x 1.6"

WebFinder: PMK150

225 Watt DIN Rail Mountable Power Supplies

Model No.	Vout	Iout
PMK225S-5D	5V	40A
PMK225S-12D	12V	18.8A
PMK225S-15D	15V	15A
PMK225S-24D	24V	9.4A
PMK225S-36D	36V	6.25A
PMK225S-48D	48V	4.7A

Size: 7" x 3.86" x 1.57"

WebFinder: PMK225

240 Watt DIN Rail Mountable Power Supplies

Model No.	Vout	Iout
85-264VAC Input		
DRP240-24	24V	10A
DRP240-48	48V	5.0A
340-550VAC 3-Phase Inputs		
DRT240-24	24V	10A
DRT240-48	48V	5.0A

Size: 4.94" x 3.94" x 4.93"

*Universal VAC Input Selected by Switch

WebFinder: DRP240, DRT240

320 Watt DIN Rail Mountable Power Supplies

Model No.	Vout	Iout
PMK320S-5D	5V	60A
PMK320S-12D	12V	26.7A
PMK320S-15D	15V	21.4A
PMK320S-24D	24V	13.4A
PMK320S-36D	36V	8.9A
PMK320S-48D	48V	6.7A

Size: 8" x 3.86" x 1.57"

WebFinder: PMK320

450 Watt DIN Rail Mountable Power Supplies

Model No.	Vout	Iout
PMK450S-5D	5V	60.0A
PMK450S-12D	12V	37.50A
PMK450S-24D	24V	18.75A
PMK450S-36D	36V	12.50A
PMK450S-48D	48V	9.375A

Size: 8.85" x 5" x 1.57"

WebFinder: PMK450

Single Output

	(1)	(10)
120 Watt	\$99	\$93
150 Watt: Single	\$84	\$77
150 Watt: Dual	\$86	\$80
225 Watt	\$108	\$101
240 Watt: DRP240	\$165	\$156
240 Watt: DRT240	\$209	\$188
320 Watt	\$116	\$108
450 Watt	\$162	\$152
480 Watt: DRP480	\$230	\$219
480 Watt: *DRP480S	\$272	\$261
480 Watt: DRT480	\$272	\$251
960 Watt	\$450	\$419

Encapsulated Power Supplies

5 ~ 30 Watts

- 5 ~ 1000 Watts Power
- PCB and Chassis Mount Styles
- High Power Density

ESCC-1500



5 Watt Encapsulated

PCB Mount		Chassis Mount	
Model No.	Model No.	Vout	Iout
Single Output			
ESCA-5000	ESCC-5000	3.3V	1.25A
ESCA-5001	ESCC-5001	5V	1.0A
ESCA-5022	ESCC-5022	9V	0.55
ESCA-5002	ESCC-5002	12V	0.42A
ESCA-5003	ESCC-5003	15V	0.33A
ESCA-5018	ESCC-5018	18V	0.27A
ESCA-5005	ESCC-5005	24V	0.23A
Dual Output			
EDCA-5006	EDCC-5006	±12V	±0.21A
EDCA-5007	EDCC-5007	±15V	±0.17A
Triple Output			
ETCA-5009	ETCC-5009	5±12V	0.53±0.1A
ETCA-5011	ETCC-5011	5±15V	0.41±0.1A

Size: 2.28" x 1.77" x 0.83"; 3.77" x 2.16" x 1"

WebFinder: ECA5

10 Watt Encapsulated

PCB Mount		Chassis Mount	
Model No.	Model No.	Vout	Iout
Single Output			
ESCA-0100	ESCC-0100	3.3V	2.5A
ESCA-0101	ESCC-0101	5V	2.0A
ESCA-0122	ESCC-0122	9V	1.1A
ESCA-0102	ESCC-0102	12V	0.85A
ESCA-0103	ESCC-0103	15V	0.67A
ESCA-0118	ESCC-0118	18V	0.55A
ESCA-0105	ESCC-0105	24V	0.42A
Dual Output			
EDCA-0106	EDCC-0106	±12V	±0.42A
EDCA-0107	EDCC-0107	±15V	±0.34A
EDCA-0108	EDCC-0108	5/12V	1/0.42A
Triple Output			
ETCA-0109	ETCC-0109	5±12V	1.5±0.1A
ETCA-0111	ETCC-0111	5±15V	1.4±0.1A

Size: 2.56" x 1.77" x 0.83"; 3.77" x 2.16" x 1"

WebFinder: ECA10

15 Watt Encapsulated

PCB Mount		Chassis Mount	
Model No.	Model No.	Vout	Iout
Single Output			
ESCA-1500	ESCC-1500	3.3V	3.5A
ESCA-1501	ESCC-1501	5V	3.0A
ESCA-1522	ESCC-1522	9V	1.66A
ESCA-1502	ESCC-1502	12V	1.25A
ESCA-1503	ESCC-1503	15V	1.0A
ESCA-1518	ESCC-1518	18V	0.83A
ESCA-1505	ESCC-1505	24V	0.63A
Dual Output			
EDCA-1506	EDCC-1506	±12V	±0.63A
EDCA-1507	EDCC-1507	±15V	±0.5A
EDCA-1508	EDCC-1508	5/12V	1.5/0.65A
Triple Output			
ETCA-1509	ETCC-1509	5, ±12V	2.5, ±0.1A
ETCA-1511	ETCC-1511	5, ±15V	2.5, ±0.1A

Size: 2.75" x 1.89" x 0.93"; 3.96" x 2.16" x 1"

WebFinder: ECA15

30 Watt Encapsulated

PCB Mount		Chassis Mount	
Model No.	Model No.	Vout	Iout
Single Output			
ESCA-0300	ESCC-0300	3.3V	7.5A
ESCA-0301	ESCC-0301	5V	6A
ESCA-0322	ESCC-0322	9V	3.33A
ESCA-0302	ESCC-0302	12V	2.5A
ESCA-0303	ESCC-0303	15V	2A
ESCA-0318	ESCC-0318	18V	1.67A
ESCA-0305	ESCC-0305	24V	1.25A
ESCA-0312	ESCC-0312	48V	0.63A
Dual Output			
EDCA-0306	EDCC-0306	±12V	±1.25A
EDCA-0307	EDCC-0307	±15V	±1.0A
EDCA-0308	EDCC-0308	5/12V	3/1.25A
Triple Output			
ETCA-0309	ETCC-0309	5, ±12V	3, ±0.63A
ETCA-0311	ETCC-0311	5, ±15V	3, ±0.5A

Size: 3.5" x 2.5" x 0.98"; 4.76" x 2.56" x 0.1"

Size: 4.06" x 2.5" x 0.98"; 5.34" x 2.56" x 1"

Size: 4.06" x 2.5" x 0.98"; 5.34" x 2.56" x 1"

WebFinder: ECA30

PCB Mount	Single Output		Dual Output		Triple Output	
	(1)	(10)	(1)	(10)	(1)	(10)
5 Watt	\$42	\$40	\$47	\$45	\$51	\$49
10 Watt: Single	\$50	\$47	\$54	\$50	\$57	\$54
15 Watt: Dual	\$56	\$52	\$60	\$56	\$63	\$61
30 Watt	\$90	\$86	\$99	\$95	\$109	\$104

Chassis Mount	Single Output		Dual Output		Triple Output	
	(1)	(10)	(1)	(10)	(1)	(10)
5 Watt	\$46	\$44	\$52	\$49	\$55	\$53
10 Watt: Single	\$55	\$52	\$59	\$55	\$62	\$59
15 Watt: Dual	\$62	\$57	\$66	\$62	\$66	\$64
30 Watt	\$99	\$95	\$109	\$105	\$120	\$114

Encapsulated Power Supplies

5 ~ 30 Watts



MTCC-5011

5 Watt Encapsulated

PCB Mount		Chassis Mount	
Model No.	Model No.	Vout	Iout
Single Output			
MSCA-5000	MSCC-5000	3.3V	1.25A
MSCA-5001	MSCC-5001	5V	1.00A
MSCA-5002	MSCC-5002	12V	0.42A
MSCA-5003	MSCC-5003	15V	0.33A
MSCA-5005	MSCC-5005	24V	0.23A
Dual Output			
MDCA-5006	MDCC-5006	±12V	±0.21A
MDCA-5007	MDCC-5007	±15V	±0.17A
Triple Output			
MTCA-5009	MTCC-5009	+5,±12V	0.6,±0.1A
MTCA-5011	MTCC-5011	+5,±15V	0.45±0.1A

Size: 2.28" x 1.77" x 0.83" ; 3.77" x 2.16" x 1"

WebFinder: MCA5

10 Watt Encapsulated

PCB Mount		Chassis Mount	
Model No.	Model No.	Vout	Iout
Single Output			
MSCA-0100	MSCC-0100	3.3V	2.5A
MSCA-0101	MSCC-0101	5V	2A
MSCA-0104	MSCC-0104	9V	1.1A
MSCA-0102	MSCC-0102	12V	0.85A
MSCA-0103	MSCC-0103	15V	0.67A
MSCA-0105	MSCC-0105	24V	0.42A
Dual Output			
MDCA-0106	MDCC-0106	±12V	±0.42A
MDCA-0107	MDCC-0107	±15V	±0.34A
MDCA-0108	MDCC-0108	+5/12V	+1/0.42A
Triple Output			
MTCA-0109	MTCC-0109	+5,±12V	1.5,±0.1A
MTCA-0111	MTCC-0111	+5,±15V	1.4,±0.1A

Size: 2.56" x 1.77" x 0.83" ; 3.77" x 2.16" x 1"

WebFinder: MCA10

15 Watt Encapsulated

PCB Mount		Chassis Mount	
Model No.	Model No.	Vout	Iout
Single Output			
MSCA-1500	MSCC-1500	3.3V	3.5A
MSCA-1501	MSCC-1501	5V	3A
MSCA-1504	MSCC-1504	9V	1.6A
MSCA-1502	MSCC-1502	12V	1.25A
MSCA-1503	MSCC-1503	15V	1A
MSCA-1505	MSCC-1505	24V	0.63A
Dual Output			
MDCA-1506	MDCC-1506	±12V	±0.63A
MDCA-1507	MDCC-1507	±15V	±0.5A
MDCA-1508	MDCC-1508	+5/12V	±1.5/0.63A
Triple Output			
MTCA-1509	MTCC-1509	+5,±12V	2.5,±0.1A
MTCA-1511	MTCC-1511	+5,±15V	2.5,±0.1A

Size: 2.75" x 1.89" x 0.93" ; 3.96" x 2.16" x 1"

WebFinder: MCA15

30 Watt Encapsulated

PCB Mount		Chassis Mount	
Model No.	Model No.	Vout	Iout
Single Output			
MSCA-0300	MSCC-0300	3.3V	7.5A
MSCA-0301	MSCC-0301	5V	6A
MSCA-0302	MSCC-0302	12V	2.5A
MSCA-0303	MSCC-0303	15V	2A
MSCA-0305	MSCC-0305	24V	1.25A
Size: 3.5" x 2.5" x 0.98" ; 4.76" x 2.56" x 1"			
Dual Output			
MDCA-0306	MDCC-0306	±12V	±1.25A
MDCA-0307	MDCC-0307	±15V	±1A
MDCA-0308	MDCC-0308	+5/12V	+3/1.25
Size: 4.06" x 2.5" x 0.98 ; 4.76" x 2.56" x 1"			
Triple Output			
MTCA-0309	MTCC-0309	+5,±12V	3,±0.63A
MTCA-0311	MTCC-0311	+5,±15V	3,±0.5A
Size: 4.06" x 2.5" x 0.98 ; 4.76" x 2.56" x 1"			

WebFinder: MCA30

PCB Mount	Single Output		Dual Output		Triple Output	
	(1)	(10)	(1)	(10)	(1)	(10)
5 Watt	\$68	\$66	\$74	\$70	\$80	\$78
10 Watt	\$80	\$78	\$86	\$81	\$91	\$88
15 Watt	\$91	\$88	\$97	\$91	\$102	\$99
30 Watt	\$125	\$122	\$132	\$125	\$138	\$134

Chassis Mount	Single Output		Dual Output		Triple Output	
	(1)	(10)	(1)	(10)	(1)	(10)
5 Watt	\$80	\$78	\$86	\$81	\$91	\$88
10 Watt	\$91	\$88	\$97	\$91	\$102	\$99
15 Watt	\$103	\$101	\$109	\$103	\$114	\$111
30 Watt	\$138	\$134	\$143	\$134	\$146	\$143

Encapsulated Power Supplies

5 ~ 1000 Watts



UniVerter

Astrodyne provides **modified products** tailored to customer needs. Contact us for details.

5 Watt Power Block Encapsulated

Model No.	Vout	Iout
PWC-3.3E	3.3V	1.25A
PWC-5E	5V	1.00A
PWC-12E	12V	0.42A
PWC-15E	15V	0.33A
PWC-24E	24V	0.23A

Size: 2.0" x 1.0" x 0.60"

WebFinder: PWC

12 Watt Power Block Encapsulated

Model No.	Vout	Iout
PWC12-3.3E	3.3V	3.01A
PWC12-5E	5V	2.40A
PWC12-9E	9V	1.34A
PWC12-12E	12V	1.00A
PWC12-15E	15V	0.80A
PWC12-24E	24V	0.50A
PWC12-48E	48V	0.25A

Size: 2.06" x 1.07" x 0.91"

WebFinder: PWC12

600 Watt PFC UniVerter® Series

Model No.	Vout (max)	Iout
PFC-600LF	380V	1.58A

Size: 4.60" x 2.4" x 0.50"

WebFinder: PFC-600

1000 Watt PFC UniVerter® Series

Model No.	Vout (max)	Iout
PFC-1000LF	380V	2.63A

Size: 4.60" x 2.4" x 0.50"

WebFinder: PFC-1000

Single Output

	(1)	(10)
5 Watt	\$34	\$32
12 Watt	\$36	\$34
600 Watt	\$346.82	\$260.11
1000 Watt	\$312.29	\$234.22

Rapid Power Search!

Use Web Finder at
www.astrodyne.com

Astrodyne works closely with you to:


- Customize a power supply to meet your specific needs
- Meet your custom deadline
- 24-hour initial turnaround to requests
- Satisfy small to large custom orders

Call 800-823-8082 for instant engineering support or visit our Custom Product Worksheet at www.astrodyne.com/product_custom_request.asp

Enclosed Power Supplies

15 ~ 50 Watts

- 15 ~ 2400 Watts Power
- Power Factor Corrected Versions
- Universal Inputs



RD50

15 Watt Enclosed

Model No.	Vout	Iout
Single Output		
PV15-5S	5V	3.0A
PV15-12S	12V	1.3A
PV15-15S	15V	1.0A
PV15-24S	24V	0.6A
PV15-48S	48V	0.3A

Size: 2.59" x 1.98" x 1.1"

WebFinder: PV15

25 Watt Enclosed

Model No.	Vout	Iout
Single Output		
RS25-3.3	3.3V	6.0A
RS25-5	5V	5.0A
RS25-12	12V	2.1A
RS25-15	15V	1.7A
RS25-24	24V	1.1A
RS25-48	48V	0.57A

Size: 3.1" x 2.0" x 1.1"

WebFinder: RS25

35 Watt Enclosed

Model No.	Vout	Iout
Single Output		
RS35-3.3	3.3V	7.0A
RS35-5	5V	7.0A
RS35-12	12V	3.0A
RS35-15	15V	2.4A
RS35-24	24V	1.5A
RS35-48	48V	0.8A
Dual Output		
RD35-A	5V	4.0A
	12V	1.0A
RD35-B	5V	4.0A
	24V	1.3A
RD-3513	13.5V	2.0A
	-13.5V	1.5A

Size: 3.9" x 3.23" x 1.42"

WebFinder: R35

50 Watt Enclosed

Model No.	Vout	Iout
Single Output		
RS50-3.3	3.3V	10A
RS50-5	5V	10A
RS50-12	12V	4.2A
RS50-15	15V	3.4A
RS50-24	24V	2.2A
RS50-48	48V	1.1A

Dual Output

RD50A	5V	6.0A
	12V	3.0A
RD50B	5V	6.0A
	24V	2.0A

Separate / Isolated Output Common Versions

RID50-A	5V	6.0A
	12V	3.0A
RID50-B	5V	6.0A
	24V	2.0A

Triple Output

RT50-A	5V	5.0A
	12V	2.5A
	-5V	1.0A
RT50-B	5V	5.0A
	12V	2.5A
	-12V	1.0A
RT50-C	5V	5.0A
	15V	2.0A
	-15V	1.0A
RT50-D	5V	5.0A
	24V	1.5A
	12V	1.0A

Quad Output

RQ50-B	5V	6.0A
	12V	1.5A
	-5V	1.0A
	-12V	1.0A
RQ50-C	5V	6.0A
	15V	1.5A
	-5.0V	1.0A
	-15V	1.0A
RQ50-D	5.0V	6.0A
	12V	1.5A
	24V	1.0A
	-12V	1.0A

Size: 3.9" x 3.8" x 1.4"

WebFinder: R50

	Single Output		Dual Output		Triple Output		Quad Output	
	(1)	(10)	(1)	(10)	(1)	(10)	(1)	(10)
15 Watt	\$30	\$29	N/A	N/A	N/A	N/A	N/A	N/A
25 Watt	\$32	\$31	N/A	N/A	N/A	N/A	N/A	N/A
35 Watt	\$38	\$32	\$41	\$36	N/A	N/A	N/A	N/A
50 Watt	\$41	\$35	\$44	\$38	\$46	\$40	\$48	\$41
*(RID) 50	N/A	N/A	\$48	\$41	N/A	N/A	N/A	N/A

Enclosed Power Supplies

65 ~ 85 Watts



RD65

65 Watt Enclosed Power Supplies

Model No.	Vout	Iout
Dual Output		
RD65A	5V	8A
	12V	4A
RD65B	5V	8A
	24V	3A
Separate / Isolated Output Common Versions		
*RID65-A	5V	8A
	12V	4A
*RID65-B	5V	8A
	24V	3A
Triple Output		
RT65-A	5V	8A
	12V	3.5A
	-5V	1A
RT65-B	5V	8A
	12V	3.5A
	-12V	1A
RT65-C	5V	8A
	15V	3A
	-15V	1A
RT65-D	5V	8A
	24V	2A
	12V	1A
Quad Output		
RQ65-B	5V	8A
	12V	3A
	-5V	1A
	-12V	1A
RQ65-C	5V	8A
	15V	3A
	-5V	1A
	-15V	1A
RQ65-D	5V	8A
	12V	3A
	24V	1.5A
	-12V	1A
Size: 5" x 3.8" x 1.5"		
WebFinder: R65		

85 Watt Enclosed Power Supplies

Model No.	Vout	Iout
Dual Output		
RD85-A	5V	10A
	12V	5A
RD85-B	5V	10A
	24V	2.5A
Separate / Isolated Output Common Versions		
RID85-A	5V	10A
	12V	5A
RID85-B	5V	10A
	24V	2.5A
Triple Output		
RT85-A	5V	10A
	12V	4A
	-5V	1A
RT85-B	5V	10A
	12V	4A
	-12V	1A
RT85-C	5V	10A
	15V	4A
	-15V	1A
RT85-D	5V	10A
	24V	2.5A
	12V	1A
Quad Output		
RQ85-B	5V	10A
	12V	4A
	-5V	1A
	-12V	1A
RQ85-C	5V	10A
	15V	4A
	-5V	1A
	-15V	1A
RQ85-D	5V	10A
	12V	4A
	24V	1.5A
	-12V	1A
Size: 6.25" x 3.8" x 1.5"		
WebFinder: R85		

75 Watt Enclosed Power Supplies

Model No.	Vout	Iout
Single Output		
RS75-3.3	3.3V	15A
RS75-5	5V	12A
RS75-12	12V	6A
RS75-15	15V	5A
RS75-24	24V	3.2A
RS75-48	48V	1.6A
Size: 5" x 3.8" x 1.5"		
WebFinder: RS75		

	Single Output		Dual Output		Triple Output		Quad Output	
	(1)	(10)	(1)	(10)	(1)	(10)	(1)	(10)
65 Watt	N/A	N/A	\$48	\$41	\$52	\$44	\$54	\$45
*RID	N/A	N/A	\$54	\$45	N/A	N/A	N/A	N/A
75 Watt	\$46	\$39	N/A	N/A	N/A	N/A	N/A	N/A
85 Watt	N/A	N/A	\$68	\$58	\$74	\$63	\$76	\$64
*RID 85	N/A	N/A	\$76	\$64	N/A	N/A	N/A	N/A

Enclosed Power Supplies

100 ~ 150 Watts



RD125

100 Watt Enclosed Power Supplies

Model No.	Vout	Iout
Single Output		
RS100-3.3	3.3V	20A
RS100-5	5V	16A
RS100-12	12V	8.5A
RS100-15	15V	7A
RS100-24	24V	4.5A
RS100-48	48V	2.3A
Size: 6.25" x 3.8" x 1.5"		

WebFinder: RS100

150 Watt Enclosed Power Supplies

Model No.	Vout	Iout
Single Output		
RS150-3.3	3.3V	30A
RS150-5	5V	26A
RS150-12	12V	12.5A
RS150-15	15V	10A
RS150-24	24V	6.5A
RS150-48	48V	3.3A
Size: 7.83" x 3.85" x 1.5"		

WebFinder: RS150

NOTE: Astrodyne offers the SD100 Family of 100 Watt DC/DC converter products in this enclosed style package. Please visit www.astrodyne.com or contact our Sales Department.

	Single Output		Dual Output		Triple Output		Quad Output	
	(1)	(10)	(1)	(10)	(1)	(10)	(1)	(10)
100 Watt	\$64	\$55	N/A	N/A	N/A	N/A	N/A	N/A
125 Watt	N/A	N/A	\$71	\$61	\$78	\$67	\$80	\$69
*RID 125	N/A	N/A	\$77	\$65	N/A	N/A	N/A	N/A
150 Watt	\$68	\$59	N/A	N/A	N/A	N/A	N/A	N/A

Please note that this does not represent our complete product offering. Contact us for details.

125 Watt Enclosed Power Supplies

Model No.	Vout	Iout
Dual Output		
RD125-A	5V	15A
	12V	10A
RD125-B	5V	10A
	24V	5A
RD125-1224	12V	7A
	24V	5A
RD125-2412	24V	5A
	12V	7A
RD125-1248	12V	7A
	48V	2.5A
RD125-4812	48V	2.5A
	12V	7A
RD125-2448	24V	4A
	48V	2.5A
RD125-4824	48V	2.5A
	24V	4A

Separate / Isolated Output Common Versions

*RID125-1224	12V	7A
	24V	5A
*RID125-1248	12V	7A
	48V	2.5A
*RID125-2448	24V	4A
	48V	2.5A

Triple Output

RT125-A	5V	15A
	12V	6A
	-5V	1A
RT125-B	5V	15A
	12V	6A
	-12V	1A
RT125-C	5V	15A
	15V	6A
	-15V	1A
RT125-D	5V	15A
	24V	4A
	12V	2A

Quad Output

RQ125-B	5V	12A
	12V	4.5A
	-5V	1A
	-12V	1A
RQ125-C	5V	12A
	15V	4A
	-5V	1A
	-15V	1A
RQ125-D	5V	12A
	12V	4A
	24V	2.5A
	-12V	1A

Size: 7.83" x 3.85" x 1.5"

WebFinder: R125

Enclosed Power Supplies

40 ~ 450 Watts



PMK320

40 Watt Enclosed Power Supplies

Model No.	Vout	Iout
MK40S-5	5V	8.0A
MK40S-12	12V	3.5A
MK40S-15	15V	2.8A
MK40S-24	24V	1.8A

Size: 4.75" x 2.5" x 1.5"

WebFinder: MK40

75 Watt Enclosed Power Supplies

Model No.	Vout	Iout
MK75S-12	12V	6.25A
MK75S-15	15V	5.0A
MK75S-24	24V	3.12A

Size: 5" x 3" x 1.7"

WebFinder: MK75

150 Watt Enclosed Power Supplies

Model No.	Vout	Iout
MK150S-5	5V	30A
MK150S-12	12V	12.5A
MK150S-15	15V	10A
MK150S-24	24V	6.25A

Size: 6" x 3.5" x 1.75"

WebFinder: MK150

150 Watt Enclosed Power Supplies

Model No.	Vout	Iout
Single Output		
PMK150S-5E	5V	30A
PMK150S-12E	12V	12.5A
PMK150S-15E	15V	10A
PMK150S-24E	24V	6.3A
PMK150S-48E	48V	3.2A

Dual Output

PMK150D-AE	5/12V	15/7A
PMK150D-BE	5/24V	15/3.5A
PMK150D-CE	12/24V	7/3.5A
PMK150D-DE	12/48V	7/1.5A

Size: 3.2" x 5.5" x 1.6"

WebFinder: PMK150

225 Watt Enclosed Power Supplies

Model No.	Vout	Iout
PMK225S-5E	5V	40A
PMK225S-12E	12V	18.8A
PMK225S-15E	15V	15A
PMK225S-24E	24V	9.4A
PMK225S-36E	36V	6.25A
PMK225S-48E	48V	4.7A

Size: 7" x 3.86" x 1.57"

WebFinder: PMK225

300 Watt Enclosed Power Supplies

Model No.	Vout	Iout
MK320S-5	5V	50A
MK320S-12	12V	25A
MK320S-15	15V	20A
MK320S-24	24V	12.5A

Size: 7" x 4" x 2"

WebFinder: MK320

320 Watt Enclosed Power Supplies

Model No. v	Vout	Iout
PMK320S-5E	5V	60A
PMK320S-12E	12V	26.7A
PMK320S-15E	15V	21.4A
PMK320S-24E	24V	13.4A
PMK320S-36E	36V	8.9A
PMK320S-48E	48V	6.7A

Size: 8" x 3.86" x 1.57"

WebFinder: PMK320

450 Watt Enclosed Power Supplies

Model No.	Vout	Iout
PMK450S-5E	5V	60.0A
PMK450S-12E	12V	37.50A
PMK450S-24E	24V	18.75A
PMK450S-36E	36V	12.50A
PMK450S-48E	48V	9.375A

Size: 8.85" x 5" x 1.57"

WebFinder: PMK450

	Single Output		Dual Output	
	(1)	(10)	(1)	(10)
40 Watt	\$42	\$40	N/A	N/A
75 Watt	\$51	\$48	N/A	N/A
150 Watt: MK150S	\$87	\$81	N/A	N/A
150 Watt: PMK150	\$82	\$75	\$84	\$78
225 Watt	\$107	\$100	N/A	N/A
300 Watt	\$97	\$90	N/A	N/A
320 Watt	\$115	\$107	N/A	N/A
450 Watt	\$161	\$151	N/A	N/A

Enclosed Power Supplies

75 ~ 100 Watts



SP75

75 Watt Enclosed Power Supplies w/PFC		
Model No.	Vout	Iout
Single Output		
SP75-3.3	3.3V	15A
SP75-5	5V	15A
SP75-7.5	7.5V	10A
SP75-12	12V	6.25A
SP75-13.5	13.5V	5.5A
SP75-15	15V	5.0A
SP75-24	24V	3.2A
SP75-27	27V	2.8A
SP75-48	48V	1.6A
Triple Output		
TP75-A	5V	10A
	12V	4A
	-5V	0.6A
TP75-B	5V	10A
	12V	4.0A
	-12V	0.6A
TP75-C	5V	10A
	15V	3.0A
	-15V	0.6A
TP75-D	5V	10A
	24V	2.5A
	12V	0.6A
TP-7503	5V	10A
	3.3V	8.0A
	12V	0.6A
Size: 7" x 3.9" x 1.3" (Remote On/Off control option available - Contact Factory)		
WebFinder: SP75		

100 Watt Enclosed Power Supplies w/PFC					
Model No.	Vout	Iout	Model No.	Vout	Iout
Single Output			Quad Output		
SP100-3.3*(RC)	3.3V	20A	QP100-D	5V	10A
SP100-5 *(RC)	5V	20A		12V	3A
SP100-7.5 *(RC)	7.5V	13.5A		24V	2A
SP100-12 *(RC)	12V	8.5A		-12V	1A
SP100-13.5 *(RC)	13.5V	7.5A	QP100-F	5V	10A
SP100-15 *(RC)	15V	6.7A		15V	3A
SP100-24 *(RC)	24V	4.2A		24V	2A
SP100-27 *(RC)	27V	3.8A		-15V	1A
SP100-48 *(RC)	48V	2.1A	QP100-3A	5V	10A
(Remote On/Off control option available - Contact Factory)				3.3V	10A
7" x 3.9" x 1.77"				12V	3A
				-5V	1A
Model No.	Vout	Iout	QP100-3B	5V	10A
Triple Output				3.3V	10A
TP100-A	5V	15A		12V	3A
	12V	5A		-12V	1A
	-5	1A	QP100-3C	5V	10A
TP100-B	5V	15A		3.3V	10A
	12V	5A		12V	3A
	-12V	1A		-12V	1A
TP100-C	5V	15A	QP100-3D	5V	10A
	15V	4A		3.3V	10A
	-15V	1A		24V	2A
TP100-D	5V	15A	-12V	1A	
	24V	3A	Size: 7.83" x 3.89" x 1.97"		
	12V	1A	* The SP--- Series can be purchased with an Optional Remote ON-OFF function. To receive this function, simply add an "RC" to the end of the Model Number. (i.e. SPxxx-xxRC)		
Size: 7.83" x 3.89" x 1.97"			WebFinder: SP100		

NOTE: For your convenience the Chassis Mount products on this page can be affixed with an optional DIN Rail Mounting clip. To receive the product with the clip, simply add the suffix "/DRL" to the end of the Model No. i.e. SP75-3.3/DRL. Contact Astrodyne Sales.

	Single Output		Triple Output		Quad Output	
	(1)	(10)	(1)	(10)	(1)	(10)
75 Watt	\$80	\$76	\$87	\$82	N/A	N/A
100 Watt	\$92	\$87	\$125	\$119	\$141	\$133
*(RC)	\$102	\$96				

Enclosed Power Supplies

150 Watts



SP150-24

150 Watt Enclosed Power Supplies w/PFC					
Model No.	Vout	Iout	Model No.	Vout	Iout
Single Output			Quad Output		
SP150-3.3 *(RC)	3.3V	30A	QP150-D	5V	15A
SP150-5 *(RC)	5V	30A		12V	5A
SP150-7.5 *(RC)	7.5V	20A		24V	3A
SP150-12 *(RC)	12V	12.5A		-12V	1A
SP150-13.5 *(RC)	13.5V	11.2A	QP150-F	5V	15A
SP150-15 *(RC)	15V	10A		15V	5A
SP150-24 *(RC)	24V	6.25A		24V	3A
SP150-27 *(RC)	27V	5.6A		-15V	1A
SP150-48 *(RC)	48V	3.2A	QP150-3A	5V	15A
Size: 7.83" x 3.9" x 1.97" (Remote On/Off control option available - Contact Factory)				12V	5A
Model No.	Vout	Iout		-5V	1A
Triple Output			QP150-3B	5V	15A
TP150-A	5V	20A		3.3V	15A
	12V	7A		12V	5A
	-5V	1A		-12V	1A
TP150-B	5V	20A	QP150-3C	5V	15A
	12V	7A		3.3V	15A
	-12V	1A		15V	5A
TP150-C	5V	20A		-15V	1A
	15V	6A	QP150-3D	5V	15A
	-15V	1A		3.3V	15A
TP150-D	5V	20A		24V	3A
	24V	4A		-12V	1A
	12V	1A	Size: 7.83" x 3.9" x 1.97"		
Size; 7.83" x 3.9" x 1.97"			Webfinder: QP150		
Webfinder: SP150					

* The SP--- Series can be purchased with an Optional Remote ON-OFF function. To receive this function, simply add an "RC" to the end of the Model Number. (i.e. SPxxx-xxRC)

NOTE: For your convenience the Enclosed products on this page can be affixed with an optional DIN Rail Mounting clip. To receive the product with the clip, simply add the suffix "/DRL" to the end of the Model No. i.e. SP150-3.3/DRL. Contact Astrodyne Sales

	Single Output		Triple Output		Quad Output	
	(1)	(10)	(1)	(10)	(1)	(10)
150 Watt	\$103	\$98	\$143	\$135	\$153	\$145
*(RC)	\$113	\$107	N/A	N/A	N/A	N/A

Enclosed Power Supplies

200 Watts



SP150-24

200 Watt Enclosed Power Supplies w/PFC

Model No.	Vout	Iout
Single Output		
SP200-3.3	3.3V	40A
SP200-5	5V	40A
SP200-7.5	7.5V	26.6A
SP200-12	12V	16.7A
SP200-13.5	13.5V	14.8A
SP200-15	15V	13.4A
SP200-24	24V	8.4A
SP200-27	27V	7.4A
SP200-48	48V	4.2A
Size: 7.83" x 3.9" x 1.97" (Remote On/Off control option available - Contact Factory)		

WebFinder: SP200

NOTE: For your convenience the Enclosed products on this page can be affixed with an optional DIN Rail Mounting clip. To receive the product with the clip, simply add the suffix "/DRL" to the end of the Model No. i.e. SP200-3.3/DRL. Contact Astrodyne Sales.

	Single Output		Quad Output	
	(1)	(10)	(1)	(10)
200 Watt	\$116	\$109	\$165	\$156
*(RC)	\$125	\$120	N/A	N/A

Model No.	Vout	Iout
Quad Output		
QP200-D	5V	20A
	12V	6A
	24V	5A
	-12V	1A
QP200-F	5V	20A
	15V	5A
	24V	5A
	-15V	1A
QP200-3A	3.3V	20A
	12V	8A
	-5V	1A
QP200-3B	3.3V	20A
	5V	20A
	12V	8A
	-12V	1A
QP200-3C	3.3V	20A
	5V	20A
	15V	6A
	-15V	1A
QP200-3D	3.3V	20A
	5V	15A
	24V	5A
	-12V	1A
QP200-3E	3.3V	20A
	5V	15A
	24V	5A
	-15V	1A

Size: 8.46" x 4.52" x 1.97"

WebFinder: QP200

Astrodyne works closely with you to:

- Customize a power supply to meet your specific needs
- Meet your custom deadline
- 24-hour initial turnaround to requests
- Satisfy small to large custom orders

Call 800-823-8082 for instant engineering support or visit our Custom Product Worksheet at www.astrodyne.com/product_custom_request.asp

Please note that this does not represent our complete product offering. Contact us for details.

Enclosed Power Supplies

240 ~ 750 Watts



SP750

Please note that this does not represent our complete product offering. Contact us for details.

240 Watt Enclosed Power Supplies w/PFC

Model No.	Vout	Iout
SP240-5	5V	45A
SP240-7.5	7.5V	32.0A
SP240-12	12V	20A
SP240-15	15V	16A
SP240-24	24V	10A
SP240-30	30V	8A
SP240-48	48V	5A

Size: 7.48" x 3.66" x 1.97"

WebFinder: SP240

500 Watt Enclosed Power Supplies w/PFC

Model No.	Vout	Iout
SP500-12	12V	40A
SP500-13.5	13.5V	36A
SP500-15	15V	32A
SP500-24	24V	20A
SP500-27	27V	18A
SP500-48	48V	10A

Size: 6.69" x 4.72" x 3.66"

WebFinder: SP500

320 Watt Enclosed Power Supplies w/PFC

Model No.	Vout	Iout
SP320-3.3	3.3V	55A
SP320-5	5V	55A
SP320-7.5	7.5V	40A
SP320-12	12V	25A
SP320-13.5	13.5V	22A
SP320-15	15V	20A
SP320-24	24V	13A
SP320-27	27V	11.7A
SP320-36	36V	8.8A
SP320-48	48V	6.7A

Size: 8.46" x 4.52" x 1.97"

WebFinder: SP320

750 Watt Enclosed Power Supplies w/PFC

Model No.	Vout	Iout
SP750-5	5V	120A
SP750-12	12V	62.5A
SP750-15	15V	50A
SP750-24	24V	31.3A
SP750-27	27V	27.8A
SP750-48	48V	15.7A

Size: 10.9" x 5" x 2.5"

WebFinder: SP750

NOTE: Remote On/Off and Sense Functions

480 Watt Enclosed Power Supplies w/PFC

Model No.	Vout	Iout
SP480-3.3	3.3V	85A
SP480-5	5V	85A
SP480-12	12V	43A
SP480-15	15V	35A
SP480-24	24V	22A
SP480-48	48V	11A

Size: 10.9" x 5" x 1.7"

WebFinder: SP480

Single Output

	(1)	(10)
240 Watt	\$109	\$99
320 Watt	\$156	\$135
480 Watt	\$251	\$219
500 Watt	\$273	\$259
750 Watt	\$461	\$440

Enclosed Power Supplies

500 ~ 1500 Watts



PSP500-24

Use Web Finder at
www.astrodyne.com

500 Watt Enclosed Power Supplies w/PFC

Model No.	Vout	Iout
PSP500-5	5V	80A
PSP500-12	12V	41.5A
PSP500-13.5	13.5V	37A
PSP500-15	15V	33A
PSP500-24	24V	20.8A
PSP500-27	27V	18.5A
PSP500-48	48V	10.5A

Size: 10.9" x 2.5" x 5"

WebFinder: PSP500

NOTE: Remote On/Off, Sense and Current Sharing up to 2000W (3+1).

1500 Watt Enclosed Power Supplies w/PFC

Model No.	Vout	Iout
PSP1500-5	5V	217.5A
PSP1500-12	12V	112.5A
PSP1500-13.5	13.5V	100.5A
PSP1500-15	15V	90A
PSP1500-24	24V	56.4A
PSP1500-27	27V	50.4A
PSP1500-48	48V	28.5A

Size: 10.9" x 5.1" x 7.5"

WebFinder: PSP1500

NOTE: Remote On/Off and Sense Functions.

600 Watt Enclosed Power Supplies w/PFC

Model No.	Vout	Iout
PSP600-5	5V	80A
PSP600-12	12V	50A
PSP600-13.5	13.5V	44.5A
PSP600-15	15V	40A
PSP600-24	24V	25A
PSP600-27	27V	22A
PSP600-48	48V	12.5A

Size: 6.9" x 4.7" x 3.7"

WebFinder: PSP600

NOTE: Remote On/Off, Sense and Current Sharing up to 2400W (3+1).

1500 Watt Enclosed Power Supplies w/PFC

Model No.	Vout	Iout
RSP1500-5	5V	240A
RSP1500-12	12V	125A
RSP1500-15	15V	100A
RSP1500-24	24V	63A
RSP1500-27	27V	56A
RSP1500-48	48V	32A

Size: 10.9" x 5" x 3.3"

WebFinder: RSP1500

NOTE: Remote On/Off, Sense and Current Sharing up to 6000W (3+1).

1000 Watt Enclosed Power Supplies w/PFC

Model No.	Vout	Iout
PSP1000-5	5V	145A
PSP1000-12	12V	75A
PSP1000-13.5	13.5V	67A
PSP1000-15	15V	60A
PSP1000-24	24V	37.6A
PSP1000-27	27V	33.6A
PSP1000-48	48V	19A

Size: 10.9" x 5.1" x 5"

WebFinder: PSP1000

NOTE: Remote On/Off, Sense and Current Sharing up to 2000W (2 Units).

Single Output

	(1)	(10)
500 Watt	\$275	\$260
600 Watt	\$314	\$282
1000 Watt	\$550	\$522
1500 Watt: PSP1500	\$826	\$784
1500 Watt: RSP1500	\$807	\$776

Enclosed Power Supplies

600 ~ 2400 Watts



Astrodyne provides **modified products** tailored to customer needs. Contact us for details.

600 Watt Parallel Operation Enclosed Supplies

Model No.	Vout	Iout
SCP600-5	5V	100A
SCP600-9	9V	66A
SCP600-12	12V	50A
SCP600-15	15V	40A
SCP600-18	18V	33A
SCP600-24	24V	25A
SCP600-36	36V	16A
SCP600-48	48V	12A
SCP600-60	60V	10A

Size: 11.4" x 4.7" x 2.7"

WebFinder: SCP600

1200 Watt Parallel Operation Enclosed Supplies

Model No.	Vout	Iout
SCP1K2-5	5V	200A
SCP1K2-9	9V	133A
SCP1K2-12	12V	100A
SCP1K2-15	15V	80A
SCP1K2-18	18V	66A
SCP1K2-24	24V	50A
SCP1K2-36	36V	33A
SCP1K2-48	48V	24A
SCP1K2-60	60V	20A

Size: 11.4" x 4.7" x 5.2"

WebFinder: SCP1K2

800 Watt Parallel Operation Enclosed Supplies

Model No.	Vout	Iout
SCP800-9	9V	88A
SCP800-12	12V	66A
SCP800-15	15V	53A
SCP800-18	18V	44A
SCP800-24	24V	33A
SCP800-36	36V	22A
SCP800-48	48V	16A
SCP800-60	60V	13A

Size: 11.4" x 4.7" x 2.7"

WebFinder: SCP800

2400 Watt Parallel Operation Enclosed Supplies

Model No.	Vout	Iout
SCP2K4-9	9V	266A
SCP2K4-12	12V	200A
SCP2K4-15	15V	160A
SCP2K4-18	18V	133A
SCP2K4-24	24V	100A
SCP2K4-36	36V	66A
SCP2K4-48	48V	50A
SCP2K4-60	60V	40A

Size: 13.8" x 8.3" x 4.9"

WebFinder: SCP2K4

NOTE: This is a 3 Phase Input.

Rapid Power Search!
Use Web Finder at
www.astrodyne.com

Single Output

	(1)	(10)
600 Watt	\$377	\$314
800 Watt	\$461	\$398
1200 Watt	\$797	\$671
2400 Watt	\$1847	\$1574

Open Frame Power Supplies

5 ~ 30 Watts



EFM-0308

- 5 ~ 450 Watt Open & U-Channel Solutions
- Ultraminiature, 1U, and Industry Standard Sizes
- Power Factor Corrected Versions
- Ideal for OEM Designs

5 Watt Open Frame AC/DC Switchers

Model No.	Vout	Iout
Single Output		
EFM-5000	3.3V	1.25A
EFM-5001	5V	1.00A
EFM-5002	12V	0.42A
EFM-5003	15V	0.33A
EFM-5005	24V	0.23A
Dual Output		
EFM-5006	± 12V	± 0.21A
EFM-5007	± 15V	± 0.17A
Triple Output		
EFM-5009	5/ ±12V	0.53/±0.1A
EFM-5011	5/ ±15V	0.41/±0.1A
Size: 2.11" x 1.6" x 0.91"		

WebFinder: EFM5

10 Watt Open Frame AC/DC Switchers

Model No.	Vout	Iout
Single Output		
EFM-0100	3.3V	2.50A
EFM-0101	5V	2.00A
EFM-0122	9V	1.10A
EFM-0102	12V	0.84A
EFM-0103	15V	0.67A
EFM-0105	24V	0.42A
Dual Output		
EFM-0106	± 12V	± 0.42A
EFM-0107	± 15V	± 0.34A
EFM-0108	5/12V	1.3/0.6A
Triple Output		
EFM-0109	5/ ±12V	1.8/±0.13A
EFM-0111	5/ ±15V	1.8/±0.13A
Size: 1.66" x 2.46" x 0.91"		

WebFinder: EFM10

15 Watt Open Frame AC/DC Switchers

Model No.	Vout	Iout
Single Output		
EFM-1500	3.3V	3.50A
EFM-1501	5V	3.00A
EFM-1502	12V	1.25A
EFM-1503	15V	1.00A
EFM-1505	24V	0.63A
Dual Output		
EFM-1506	± 12V	± 0.63A
EFM-1507	± 15V	± 0.50A
EFM-1508	5/12V	1.8/0.8A
Triple Output		
EFM-1509	5/ ±12V	2.8/±0.13A
EFM-1511	5/ ±15V	2.8/±0.13A
Size: 2.64" x 1.77" x 0.91"		

WebFinder: EFM15

30 Watt Open Frame AC/DC Switchers

Model No.	Vout	Iout
Single Output		
EFM-0300	3.3V	7.5A
EFM-0301	5V	6.0A
EFM-0302	12V	2.5A
EFM-0303	15V	2.0A
EFM-0305	24V	1.25A
EFM-0312	48V	0.63A
Dual Output		
EFM-0306	± 12V	± 1.25A
EFM-0307	± 15V	± 1.0A
EFM-0308	+ 5/12V	3/1.25A
Triple Output		
EFM-0309	+ 5, ± 12V	+3, ± 0.63A
EFM-0311	+ 5, ± 15V	+3, ± 0.5A
Size: 2.36" x 3.41" x 0.93" (Single); 2.36" x 3.94" x 0.93" (Dual/Triple)		

WebFinder: EFM30

	Single Output		Dual Output		Triple Output	
	(1)	(10)	(1)	(10)	(1)	(10)
5 Watt	\$34	\$32	\$38	\$36	\$45	\$42
10 Watt	\$40	\$38	\$43	\$40	\$45	\$42
15 Watt	\$45	\$42	\$48	\$45	\$50	\$47
30 Watt	\$72	\$69	\$77	\$74	\$81	\$77

Open Frame Power Supplies

5 ~ 12 Watts

5 Watt Power Block Open Frame

Model No.	Vout	Iout
5 Watt Output		
PWC-3.3	3.3V	1.25A
PWC-5	5V	1.00A
PWC-12	12V	0.42A
PWC-15	15V	0.33A
PWC-24	24V	0.23A
Size: 1.91" x 0.91" x 0.63"		

WebFinder: PWC

5 Watt Power Block SIP Style

Model No.	Vout	Iout
5 Watt Output		
PWC-3.3S	3.3V	1.25A
PWC-5S	5V	1.00A
PWC-12S	12V	0.42A
PWC-15S	15V	0.33A
PWC-24S	24V	0.23A
Size: 1.93" x 1.12" x 0.51"		

WebFinder: PWC

10 Watt Open Frame AC/DC Switchers

Model No.	Vout	Iout
Single Output		
ASL-0100	3.3V	2.50A
ASL-0101	5V	2.00A
ASL-0102	12V	0.85A
ASL-0103	15V	0.67A
ASL-0105	24V	0.42A
Size: 2" x 2.8" x 0.66"		

WebFinder: ASL10

Single Output

	(1)	(10)
5 Watt	\$32	\$30
5 Watt: *SIP	\$34	\$32
10 Watt	\$40	\$38
12 Watt	\$34	\$32
12 Watt: *SIP	\$36	\$34
15 Watt	\$45	\$45



PWC12-15

15 Watt Open Frame AC/DC Switchers

Model No.	Vout	Iout
Single Output		
ASL-1500	3.3V	3.50A
ASL-1501	5V	3.00A
ASL-1502	12V	1.25A
ASL-1503	15V	1.00A
ASL-1505	24V	0.63A
Size: 3" x 2.10" x 0.85"		

WebFinder: ASL15

12 Watt Power Block Open Frame

Model No.	Vout	Iout
5 Watt Output		
PWC12-3.3	3.3V	3.01A
PWC12-5	5V	2.40A
PWC12-9	9V	1.34A
PWC12-12	12V	1.00A
PWC12-15	15V	0.80A
PWC12-24	24V	0.50A
PWC12-48	48V	0.25A
Size: 2" x 1" x 0.67"		

WebFinder: PWC12

12 Watt Power Block SIP Style

Model No.	Vout	Iout
5 Watt Output		
PWC12-3.3S	3.3V	3.01A
PWC12-5S	5V	2.40A
PWC12-9S	9V	1.34A
PWC12-12S	12V	1.00A
PWC12-15S	15V	0.80A
PWC12-24S	24V	0.50A
PWC12-48S	48V	0.25A
Size: 2.0" x 1.12" x 0.67"		

WebFinder: PWC12

Open Frame Power Supplies

20 ~ 45 Watts



ASL40-24

20 Watt Open Frame AC/DC Switchers

Model No.	Vout	Iout
Single Output		
OFM-0200	3.3V	5.4A
OFM-0201	5V	4.4A
OFM-0202	12V	1.8A
OFM-0203	15V	1.4A
OFM-0205	24V	0.92A
Dual Output		
OFM-0206	±12V	± 0.92A
OFM-0207	±15V	± 0.73A

Size: 3.5" x 2.0" x 0.8"

WebFinder: OFM20

25 Watt Open Frame AC/DC Switchers

Model No.	Vout	Iout
Single Output		
PS25-3.3	3.3V	5.0A
PS25-5	5V	5.0A
PS25-7.5	7.5V	3.3A
PS25-12	12V	2.1A
PS25-13.5	13.5V	1.9A
PS25-15	15V	1.7A
PS25-24	24V	1.0A
PS25-27	27V	0.9A
PS25-48	48V	0.5A
Dual Output		
PD25-A	5V	2.1A
	12V	1.2A
PD25-B	5V	1.2A
	24V	0.8A
PD-2503	3.3V	3.0A
	5V	3.0A
PD-2505	+5V	+2.5A
	-5V	-2.5A
PD-2512	+12V	+1.0A
	-12V	-1.0A
PD-2515	+15V	+0.8A
	-15V	-0.8A

Size: 2.4" x 4.2" x 1.1"

WebFinder: PS25

40 Watt Open Frame Switching Supply

Model No.	Vout	Iout
Single Output		
ASL40-5 *(A)	5V	8.0A
ASL40-9 *(A)	9V	4.44A
ASL40-12 *(A)	12V	3.3A
ASL40-15 *(A)	15V	2.6A
ASL40-24 *(A)	24V	1.6A
ASL40-36 *(A)	36V	1.11A
ASL40-48 *(A)	48V	0.8A
Dual Output		
ASL40D-1	5/12V	3.3/2A
ASL40D-2	5/15V	3.3/1.6A
ASL40D-3	5/24V	3.3/1A
ASL40D-5	5/48V	3.3/0.5A

Size: 2" x 4" x 1.2"

WebFinder: ASL40

45 Watt Open Frame AC/DC Switchers

Model No.	Vout	Iout
Single Output		
PS45-3.3	3.3V	8.0A
PS45-5	5V	8.0A
PS45-7.5	7.5V	5.4A
PS45-12	12V	3.7A
PS45-13.5	13.5V	3.3A
PS45-15	15V	3.0A
PS45-24	24V	1.9A
PS45-27	27V	1.7A
PS45-48	48V	1.0A
Dual Output		
PD45-A	5V	3.2A
	12V	2.0A
PD45-B	5V	3.2A
	24V	1.2A
Triple Output		
PT45-A	5V	3.0A
	12V	2.0A
	-5V	0.3A
PT45-B	5V	3.0A
	12V	2.0A
	-12V	0.3A
PT45-C	5V	3.0A
	15V	1.6A
	-15V	0.3A
*PT-4503	3.3V	4.0A
	5V	4.0A
	12V	1.0A

Size: 3" x 5" x 1.1"

WebFinder: PS45

***NOTE:** The Single Outputs (ASL40/60 only) can be ordered with Molex 09-50-30x1 I/O connectors. Simply add the Suffix "A" to the end of the Model Number. For example, "ASL40-5A" JST BxP VH are Standard.

	Single Output		Dual Output		Triple Output	
	(1)	(10)	(1)	(10)	(1)	(10)
20 Watt	\$52	\$49	\$55	\$52	N/A	N/A
25 Watt	\$29	\$27	\$34	\$32	N/A	N/A
40 Watt	\$40	\$37	\$44	\$41	N/A	N/A
45 Watt	\$33	\$30	\$38	\$36	\$40	\$38
*PT-4503	N/A	N/A	N/A	N/A	\$52	\$49

Open Frame Power Supplies

50 ~ 75 Watts



ASL60-6A

Call 800-823-8082 for instant engineering support
or visit our Custom Product Worksheet at
www.astrodyne.com/product_custom_request.asp

50 Watt Open Frame AC/DC Switchers

Model No.	Vout	Iout
Single Output		
LPS50-3.3	3.3V	10A
LPS50-5	5V	10A
LPS50-12	12V	4.2A
LPS50-15	15V	3.4A
LPS50-24	24V	2.1A
LPS50-48	48V	1.1A

Size: 7.67" x 2.17" x 0.91"

WebFinder: LPS50

60 Watt Ultraminiature Open Frame Switching Supply

Model No.	Vout	Iout
Single Output		
ASL60-5 *(A)	5V	9.0A
ASL60-9 *(A)	9V	6.66
ASL60-12 *(A)	12V	5.0A
ASL60-15 *(A)	15V	4.0A
ASL60-24 *(A)	24V	2.5A
ASL60-36 *(A)	36V	1.66
ASL60-48 *(A)	48V	1.25A

Dual Output

ASL60D-1	5/12V	5/3A
ASL60D-2	5/15V	5/2.4A
ASL60D-3	5/24V	5/1.5A
ASL60D-5	5/48V	5/0.73A

Size: 2" x 4" x 1.2"

WebFinder: ASL60

75 Watt Open PCB Switching Power Supplies

Model No.	Vout	Iout
LPS75-3.3	3.3V	15A
LPS75-5	5V	15A
LPS75-12	12V	6.2A
LPS75-15	15V	5.0A
LPS75-24	24V	3.2A
LPS75-48	48V	1.56A

Size: 8.74" x 2.17" x 1.18"

WebFinder: LPS75

65 Watt Open PCB Switching Power Supplies

Model No.	Vout	Iout
Single Output		
PS65-3.3	3.3V	12A
PS65-5	5V	12A
PS65-7.5	7.5V	8A
PS65-12	12V	5.2A
PS65-13.5	13.5V	4.7A
PS65-15	15V	4.2A
PS65-24	24V	2.7A
PS65-27	27V	2.4A
PS65-48	48V	1.35A

Dual Output

PD65-A	5V	5.5A
	12V	2.8A
PD65-B	5V	3.5A
	24V	2A

Triple Output

PT65-A	5V	5.5A
	12V	2.5A
	-5V	0.5A
PT65-B	5V	5.5A
	12V	2.5A
	-12V	0.5A
PT65-C	5V	5.5A
	15V	2.0A
	-15V	0.5A
PT65-D	5V	4.0A
	12V	2.0A
	-24V	1.0A
*PT-6503	3.3V	6.0A
	5V	6.0A
	12V	1.0A

Size: 3" x 5" x 1.65"

WebFinder: PS65

	Single Output		Dual Output		Triple Output	
	(1)	(10)	(1)	(10)	(1)	(10)
50 Watt	\$41	\$30	N/A	N/A	N/A	N/A
60 Watt	\$55	\$51	N/A	N/A	N/A	N/A
65 Watt: PS/PD/PT	\$36	\$34	\$40	\$38	\$42	\$40
65 Watt: *PT-6503	N/A	N/A	N/A	N/A	\$57	\$54
75 Watt	\$47	\$37	N/A	N/A	N/A	N/A

Open Frame Power Supplies

100 Watts

Call **800-823-8082**
for instant engineering support



PQ100

100 Watt Open PCB Switching Power Supplies

Model No.	Vout	Iout
LFM100-5	5V	20A
LFM100-9	9V	11.2A
LFM100-12	12V	8.4A
LFM100-15	15V	6.7A
LFM100-18	18V	5.6A
LFM100-24	24V	4.2A
LFM100-48	48V	2.1A

Size: 5" x 3" x 1.34" (5Vout); 5" x 3" x 1.24" (All others)

WebFinder: LFM100

100 Watt Open PCB Switching Supplies

Model No.	Vout	Iout
PQ100-B	5/12/-5/-12V	10/3.5/0.5/0.5A
PQ100-C	5/15/-5/-15V	8/3.5/0.5/0.5A
PQ100-D	5/12/24/-12V	5/2/2/0.5A
PQ100-E	5/12/15/24V	8/3/0.6/0.6A

Size: 7" x 4.25" x 1.81"

WebFinder: PQ100

100 Watt Open PCB Switching Supplies w/PFC

Model No.	Vout	Iout
LPP100-3.3	3.3V	20A
LPP100-5	5V	20A
LPP100-7.5	7.5V	13.5A
LPP100-12	12V	8.5A
LPP100-13.5	13.5V	7.5A
LPP100-15	15V	6.7A
LPP100-24	24V	4.2A
LPP100-27	27V	3.8A
LPP100-48	48V	2.1A

Size: 2.44" x 8.74" x 1.26"

WebFinder: LPP100

100 Watt Open PCB Switching Supplies w/PFC

Model No.	Vout	Iout
PPQ1003-A	3.3/5/12/-5V	10/10/2/0.3A
PPQ1003-B	3.3/5/12/-12V	10/10/2/0.3A
PPQ1003-C	3.3/5/15/-15V	10/10/1.5/0.3A
PPQ1003-D	3.3/5/12/24V	10/10/2/0.3A

Size: 7" x 4.25" x 1.5"

WebFinder: PPQ1003

100 Watt Open PCB Switching Power Supplies

Model No.	Vout	Iout
LPS100-3.3	3.3V	20A
LPS100-5	5V	20A
LPS100-7.5	7.5V	13.3A
LPS100-12	12V	8.4A
LPS100-13.5	13.5V	7.5A
LPS100-15	15V	6.7A
LPS100-24	24V	4.2A
LPS100-27	27V	3.8A
LPS100-48	48V	2.1A

Size: 8.74" x 2.44" x 1.26"

WebFinder: LPS100

Single Output

	(1)	(10)
100 Watt: LFM100	\$71	\$68
100 Watt: LPP100	\$69	\$65
100 Watt: LPS100	\$57	\$54
100 Watt: PQ100	\$74	\$69
100 Watt: PPQ1003	\$92	\$87

Open Frame Power Supplies

110 ~ 130 Watts



PMK130

110 Watt Open PCB Switching Supplies

Model No.	Vout	Iout
PD110-A	5V	5A
	12V	6.5A
PD110-B	5V	5A
	24V	3.5A

Size: 7" x 4.25" x 1.81"

WebFinder: PD110

125 Watt Open PCB Switchers w/PFC

Model No.	Vout	Iout
Single Output		
PPS125-3.3	3.3V	20A
PPS125-5	5V	20A
PPS125-12	12V	8.5A
PPS125-13.5	13.5V	7.5A
PPS125-15	15V	6.7A
PPS125-24	24V	4.2A
PPS125-27	27V	3.8A
PPS125-48	48V	2.1A

Triple Output

PPT125-A	3.3V	10A
	5V	8.0A
	12V	0.5A
PPT125-B	5V	11.5A
	12V	3.0A
	-12V	0.5A
PPT125-C	5V	11A
	15V	2.5A
	-15V	0.5A
PPT125-D	5V	7.0A
	24V	2.5A
	12V	0.5A

Size: 3" x 5" x 1.36"

WebFinder: PPS125

130 Watt

Open Frame

Model No.	Vout	Iout
Single Output		
PMK130S-5*(-A)	5V	22A
PMK130S-12*(-A)	12V	10.8A
PMK130S-15*(-A)	15V	8.7A
PMK130S-24*(-A)	24V	5.4A
PMK130S-28*(-A)	28V	4.6A
PMK130S-36*(-A)	36V	3.6A
PMK130S-48*(-A)	48V	2.7A

Triple Output

PMK130T-A*(-A)	5/12/-12V	15/5/1A
PMK130T-B*(-A)	5/15/-15V	15/5/1A
PMK130T-C*(-A)	5/24/12V	4/4/2A
PMK130T-D*(-A)	12/24/5V	8/2/3 A

Size: 3" x 5" x 1.3"

U-Channel Frame

Model No.	Vout	Iout
Single Output		
PMK130S-5U*(-A)	5V	22A
PMK130S-12U*(-A)	12V	10.8A
PMK130S-15U*(-A)	15V	8.7A
PMK130S-24U*(-A)	24V	5.4A
PMK130S-28U*(-A)	28V	4.6A
PMK130S-36U*(-A)	36V	3.6A
PMK130S-48U*(-A)	48V	2.7A

Triple Output

PMK130T-AU*(-A)	5/12/-12V	15/5/1A
PMK130T-BU*(-A)	5/15/-15V	15/5/1A
PMK130T-CU*(-A)	5/24/12V	4/4/2A
PMK130T-DU*(-A)	12/24/5V	8/2/3 A

Size: 3.17" x 5" x 1.5"

WebFinder: PMK130

*NOTE: (-A) configuration is available with 3.96mm pitched pins (5 Input; 10 Output)

Please note that this does not represent our complete product offering. Contact us for details.

	Single Output		Triple Output	
	(1)	(10)	(1)	(10)
110 Watt	\$69	\$65	N/A	N/A
125 Watt	\$104	\$93	\$114	\$104
130 Watt: Open	\$70	\$65	\$75	\$70
130 Watt: U-Channel	\$74	\$69	\$78	\$73

Open Frame Power Supplies

150 Watts



PMK150S-12U

150 Watt		
Open Frame		
Model No.	Vout	Iout
Single Output		
PMK150S-5	5V	30A
PMK150S-12	12V	12.5A
PMK150S-15	15V	10A
PMK150S-24	24V	6.3A
PMK150S-48	48V	3.2A
Dual Output		
PMK150D-A	5/12V	15/7A
PMK150D-B	5/24V	15/3.5A
PMK150D-C	12/24V	7/3.5A
PMK150D-D	12/48V	7/1.5A
Size: 3" x 5.5" x 1.4"		
U-Channel Frame		
Model No.	Vout	Iout
Single Output		
PMK150S-5U	5V	30A
PMK150S-12U	12V	12.5A
PMK150S-15U	15V	10A
PMK150S-24U	24V	6.3A
PMK150S-48U	48V	3.2A
Dual Output		
PMK150D-AU	5/12V	15/7A
PMK150D-BU	5/24V	15/3.5A
PMK150D-CU	12/24V	7/3.5A
PMK150D-DU	12/48V	7/1.5A
Size: 3.2" x 5.5" x 1.6"		
WebFinder: PMK150		

Astrodyne works closely with you to:

- Customize a power supply to meet your specific needs
- Meet your custom deadline
- 24-hour initial turnaround to requests
- Satisfy small to large custom orders

150 Watt High Density Open Frame Switching Supply with 12V Auxiliary

Model No.	Vout	Iout (Convection / 200LFM)	Iout2 (12V Aux.)
Single Output			
ASL150-5	5V	16A / 20A	0.5A
ASL150-12	12V	8.3A / 13.3A	0.5A
ASL150-24	24V	4.2A / 6.66A	0.5A
ASL150-48	48V	2.1A / 3.33A	0.5A
Size: 2" x 4" x 1.08"			

WebFinder: ASL150

150 Watt Open PCB Switchers with PFC

Model No.	Vout	Iout
LPP150-3.3	3.3V	30A
LPP150-5	5V	30A
LPP150-7.5	7.5V	20A
LPP150-12	12V	12.5A
LPP150-13.5	13.5V	11.2A
LPP150-15	15V	10A
LPP150-24	24V	6.3A
LPP150-27	27V	5.6A
LPP150-48	48V	3.2A
Size: 2.95" x 8.74" x 1.61"		

WebFinder: LPP150

Astrodyne provides
modified products
 tailored to customer needs.
 Contact us for details.

	Single Output		Dual Output	
	(1)	(10)	(1)	(10)
150 Watt: ASL150	\$132	\$123	N/A	N/A
PMK150: Open	\$75	\$70	\$78	\$72
PMK150: U-Channel	\$79	\$73	\$82	\$76
LPP150	\$76	\$71	N/A	N/A

Open Frame Power Supplies

225 ~ 450 Watts



ASM365

Call **800-823-8082**
for instant engineering support.

225 Watt Open PCB Switchers w/PFC

Model No.	Vout	Iout
USP225-3.3	3.3V	40A
USP225-5	5V	40A
USP225-12	12V	18.7A
USP225-15	15V	15A
USP225-24	24V	9.4A
USP225-48	48V	4.7A

Size: 7.68" x 2.17" x 0.91"

WebFinder: USP225

365 Watt High Density Open Frame Switching Supply with 12V & 5V Auxillary

Model No.	Vout	Iout (Convection / 200LFM)	Iout2 (12V Aux.)	Iout3 (5V SB.)
Single Output				
ASL365-12	12V	16.6A / 30.4A	0.5A / 1A	1 / 2A
ASL365-24	24V	8.3A / 15.2A	0.5A / 1A	1 / 2A
ASL365-48	48V	4.16A / 7.6A	0.5A / 1A	1 / 2A

Size: 3 x 5" x 1.28"

WebFinder: ASL365

225 Watt

U-Channel Frame

Model No.	Vout	Iout
PMK225S-5U	5V	40A
PMK225S-12U	12V	18.8A
PMK225S-15U	15V	15A
PMK225S-24U	24V	9.4A
PMK225S-36U	36V	6.25A
PMK225S-48U	48V	4.7A

Size: 7" x 3.86" x 1.5"

WebFinder: PMK225

450 Watt

U-Channel Frame

Model No.	Vout	Iout
PMK450S-5U	5V	60.00A
PMK450S-12U	12V	37.50A
PMK450S-24U	24V	18.75A
PMK45S-36U	36V	12.50A
PMK45S-48U	48V	9.375A

Size: 8" x 5" x 1.5"

WebFinder: PMK450

Rapid Power Search!

Use Web Finder at
www.astrodyne.com

	Single Output	
	(1)	(10)
225 Watt: USP225	\$131	\$125
225 Watt: PMK225	\$105	\$98
365 Watt	\$299	\$269
450 Watt	\$151	\$142

External Desktop & Wall Mount Power Supplies

10 ~ 20 Watts

- 10 ~ 150 Watts Power
- Wall Mount & Desktop Styles
- Wide Variety of Voltage/Connector Styles
- Economical Power Solutions
- Energy Star Rated Options



SPU16A

10 Watt Wall Mount Power Supplies

Model No.	Vout	Iout
SPU10-102	5V	1.60A
SPU10-103	6V	1.33A
SPU10-104	9V	1.11A
SPU10-105	12V	0.83A
SPU10-106	15V	0.66A
SPU10-107	18V	0.55A
SPU10-108	24V	0.42A
SPU10-109	30V	0.33A
SPU10-110	36V	0.28A

Size: 2.2" x 1.73" x 1.08"

WebFinder: SPU10

15 Watt Desktop Power Supplies

Model No.	Vout	Iout
SPU16*(A, B, or D)-101	3.3V	2.5A
SPU16*(A, B, or D)-102	5V	2.4A
SPU16*(A, B, or D)-103	6V	2.0A
SPU16*(A, B, or D)-104	10V	1.5A
SPU16*(A, B, or D)-105	12V	1.25A
SPU16*(A, B, or D)-106	15V	1.0A
SPU16*(A, B, or D)-107	18V	0.83A
SPU16*(A, B, or D)-108	24V	0.62A
SPU16*(A, B, or D)-109	30V	0.5A
SPU16*(A, B, or D)-110	36V	0.41A
SPU16*(A, B, or D)-111	48V	0.31A

Size: 3.6"x1.5"x1.42"

WebFinder: SPU16

*NOTES: A,B,D Denotes 3 Different Input Connection Options

- 1) SPU16A = Standard IEC320, 3 Prong Input Receptacle
- 2) SPU16B = Mini IEC320, 2 Pole Input Receptacle
- 3) SPU16D = Molded IEC320, 3 Prong Input Cordset

12 Watt Wall Mount Power Supplies

Model No.	Vout	Iout
SPU12A-101	3.3V	3.03A
SPU12A-102	5V	2.0A
SPU12A-103	6V	1.66A
SPU12A-104	9V	1.33A
SPU12A-105	12V	1.25A
SPU12A-106	15V	1.0A
SPU12A-107	18V	0.83A
SPU12A-108	24V	0.62A
SPU12A-109	30V	0.5A
SPU12A-110	36V	0.41A
SPU12A-111	48V	0.31A

Size: 2.55" x 2.16" x 1.34"

WebFinder: SPU12

20 Watt Desktop Power Supplies

Model No.	Vout	Iout
SPU20A-102	5V	3.0A
SPU20A-105	12V	1.66A
SPU20A-106	15V	1.33A
SPU20A-108	24V	0.83A
SPU20A-109	30V	0.66A
SPU20A-111	48V	0.42A

Size: 3.9" x 1.65" x 1.22"

WebFinder: SPU20

Single Output

	(1)	(10)
10 Watt	\$25	\$20
15 Watt	\$29	\$26
15 Watt: (A), (B)	\$33	\$31
15 Watt: (D)	\$34	\$32
20 Watt	\$38	\$35

Low cost Input Power Cords are available. For options see Accessories, page 59.

External Desktop & Wall Mount Power Supplies 25 ~ 30 Watts



SPU31

Astrodyne provides **modified products** tailored to customer needs. Contact us for details.

25 Watt Desktop Power Supplies

Model No.	Vout	Iout
SPU25A-102	5V	3.3A
SPU25A-103	6V	3.3A
SPU25A-104	10V	2.2A
SPU25A-105	12V	2.08A
SPU25A-106	15V	1.66A
SPU25A-107	18V	1.38A
SPU25A-108	24V	1.04A
SPU25A-109	30V	0.83A
SPU25A-110	36V	0.69A
SPU25A-111	48V	0.52A

Size: 4.11" x 1.65" x 1.22"

WebFinder: SPU25

30 Watt Wall Mount Power Supplies w/ 4 Detachable Plugs

Model No.	Vout	Iout
ASA30-0301	5V	5.0A
ASA30-0304	9V	3.3A
ASA30-0302	12V	2.5A
ASA30-0303	15V	2.0A
ASA30-0306	18V	1.65A
ASA30-0305	24V	1.25A

Size: 4.24" x 2.27" x 1.32"

WebFinder: ASA30

30 Watt External Desktop Power Supplies

Model No.	Vout	Iout
SPU31-102	5V	5.0A
SPU31-103	6V	4.16A
SPU31-104	10V	3.0A
SPU31-105	12V	2.5A
SPU31-106	15V	2.0A
SPU31-107	18V	1.66A
SPU31-108	24V	1.25A
SPU31-109	30V	1.0A
SPU31-110	36V	0.83A
SPU31-111	48V	0.62A

Size: 4.21" x 1.17" x 1.85"

WebFinder: SPU31

Astrodyne works closely with you to:

- Customize a power supply to meet your specific needs
- Meet your custom deadline
- 24-hour initial turnaround to requests
- Satisfy small to large custom orders

Call 800-823-8082 for instant engineering support or visit our Custom Product Worksheet at www.astrodyne.com/product_custom_request.asp

Single Output

	(1)	(10)
25 Watt	\$39	\$36
30 Watt: ASA30	\$43	\$40
30 Watt: SPU30	\$45	\$42

External Desktop & Wall Mount Power Supplies 45 ~ 63 Watts



SPU46

45 Watt External Switching Power Adapters

Model No.	Vout	Iout
Single Output		
SPU45-100	2.5V	8.0A
SPU45-101	3.3V	8.0A
SPU45-102	5V	8.0A
SPU45-103	6V	7.0A
SPU45-104	10V	4.5A
SPU45-105	12V	3.75A
SPU45-106	15V	3.0A
SPU45-107	18V	2.77A
SPU45-108	24V	2.08A
SPU45-109	30V	1.66A
SPU45-110	36V	1.38A
SPU45-111	48V	1.04A
Dual Output		
SPU45-200	3.3/12V	5/2A
SPU45-201	5/12V	5/2A
SPU45-202	5/15V	5/1.5A
SPU45-203	5/24V	5/1A
SPU45-204	3.3/5V	5/2A
SPU45-209	12/-12V	3/1A
SPU45-210	15/-15V	2/1A
SPU45-215	5/-24V	5/1A
SPU45-216	5.1/7.2V	1/2.6A
Triple Output		
SPU45-300	3.3/12/-12V	5/2/0.8A
SPU45-301	5/12/-5V	5/2/0.8A
SPU45-302	5/12/-12V	5/2/0.8A
SPU45-303	5/15/-15V	5/2/0.8A
SPU45-304	5/24/-24V	5/1/0.5A
SPU45-305	5/24/-12V	5/1/0.8A
SPU45-306	3.3/12/-5V	5/2/0.8A
Size: 5.75" x 3" x 1.7"		
WebFinder: SPU45		

46 Watt External Desktop Power Supplies

Model No.	Vout	Iout
SPU46-102	5V	8.0A
SPU46-103	6V	7.5A
SPU46-104	9V	5.0A
SPU46-105	12V	3.75A
SPU46-106	15V	3.0A
SPU46-107	18V	2.77A
SPU46-108	24V	2.08A
SPU46-109	30V	1.66A
SPU46-110	36V	1.38A
SPU46-111	48V	1.04A
Size: 5.75" x 3" x 1.69"		
WebFinder: SPU46		

60 Watt External Switching Power Supplies

Model No.	Vout	Iout
SPU60-101	3.3V	6.0A
SPU60-102	5V	6.0A
SPU60-103	6V	5.8A
SPU60-104	10V	4.0A
SPU60-105	12V	4.16A
SPU60-106	15V	3.6A
SPU60-107	18V	3.3A
SPU60-108	24V	2.5A
SPU60-109	30V	2.0A
SPU60-110	36V	1.6A
SPU60-111	48V	1.25A
Size: 4.6" x 1.36" x 2.0"		
WebFinder: SPU60		

50 Watt External Desktop Power Supplies

Model No.	Vout	Iout
SPU50-1	5V	10A
SPU50-1-1	6V	9.2A
SPU50-3	12V	5A
SPU50-4	15V	4A
SPU50-5	18V	3.33A
SPU50-6	24V	2.5A
SPU50-7	30V	2A
SPU50-8	36V	1.67A
SPU50-9	48V	1.25A
Size: 5.75" x 3.0" x 1.7"		
WebFinder: SPU50		

63 Watt External Desktop Power Supplies

Model No.	Vout	Iout
SPU63-105	12V	4.75A
SPU63-106	15V	4.2A
SPU63-107	18V	3.5A
SPU63-108	24V	2.62A
SPU63-109	30V	2.1A
SPU63-110	36V	1.75A
SPU63-111	48V	1.31A
Size: 4.65" x 2.05" x 1.34"		
WebFinder: SPU63		

	Single Output		Dual Output		Triple Output	
	(1)	(10)	(1)	(10)	(1)	(10)
45 Watt	\$58	\$52	\$62	\$57	\$64	\$59
46 Watt	\$58	\$52	N/A	N/A	N/A	N/A
50 Watt	\$64	\$59	N/A	N/A	N/A	N/A
60 Watt	\$63	\$59	N/A	N/A	N/A	N/A
63 Watt	\$68	\$63	N/A	N/A	N/A	N/A

Please note that this does not represent our complete product offering. Contact us for details.

External Desktop & Wall Mount Power Supplies 65 ~ 120 Watts

65 Watt External Switching Power Adapters

Model No.	Vout	Iout
Single Output		
SPU65-101 *(S)	3.3V	15.1A
SPU65-102 *(S)	5V	13.0A
SPU65-103 *(S)	6V	11.6A
SPU65-104 *(S)	10V	7.5A
SPU65-105 *(S)	12V	6.66A
SPU65-106 *(S)	15V	5.33A
SPU65-107 *(S)	18V	4.44A
SPU65-108 *(S)	24V	3.33A
SPU65-109 *(S)	30V	2.66A
SPU65-110 *(S)	36V	2.22A
SPU65-111 *(S)	48V	1.66A
Dual Output		
SPU65-200 *(S)	3.3/12V	7/2.75A
SPU65-201 *(S)	5/12V	7/3A
SPU65-202 *(S)	5/15V	7/3A
SPU65-203 *(S)	5/24V	7/2A
SPU65-204 *(S)	3.3/5V	7/3A
SPU65-215 *(S)	5/-24V	7/2A
Triple Output		
SPU65-300 *(S)	3.3/12/-12V	7/3/0.8A
SPU65-301 *(S)	5/12/-5V	6/3/0.8A
SPU65-302 *(S)	5/12/-12V	6/3/.08A
SPU65-303 *(S)	5/15/-15V	6/3/0.8A
SPU65-304 *(S)	5/24/-24V	7/2/0.8A
SPU65-305 *(S)	5/24/-12V	6/2/0.8A
SPU65-306 *(S)	3.3/12/-5V	7/3/0.8A
Size: 6.6" x 3.0" x 1.75"		
WebFinder: SPU65		

68 Watt Desktop Switching Power Supplies

Model No.	Vout	Iout
SPU68-105	12V	5.0 A
SPU68-108	24V	2.50A
Size: 5.75" x 3" x 1.69"		
WebFinder: SPU68		

80 Watt Desktop Power Supplies w/PFC

Model No.	Vout	Iout
SPU80-105	12V	6.66A
SPU80-106	15V	5.33A
SPU80-107	18V	4.44A
SPU80-108	24V	3.33A
SPU80-109	30V	2.66A
SPU80-110	36V	2.22A
SPU80-111	48V	1.66A
Size: 5.75" x 1.69" x 3.0"		
WebFinder: SPU80		



SPU68

100 Watt External Switching Power Adapters

Model No.	Vout	Iout
ASA100-12 *(T)	12V	8.33A
ASA100-19 *(T)	19V	5.26A
ASA100-24 *(T)	24V	4.17A
ASA100-48 *(T)	48V	2.08A
Size: 6.14" x 2.4" x 1.26"		
WebFinder: ASA100		

*NOTE: These products are available with optional 3 Pole IEC320-C6 Input Inlets (see Specification File at www.astrodyne.com). To receive this option, simply add the letter "T" to the end of the Model Number. (i.e. ASA100-12T) Two pole IEC320-C8 are standard.

120 Watt External Switching Power Adapters

Model No.	Vout	Iout
ASA120-12 *(T)	12V	10.0A
ASA120-19 *(T)	19V	6.32A
ASA120-24 *(T)	24V	5.00A
ASA120-48 *(T)	48V	2.50A
Size: 6.14" x 2.4" x 1.26"		
WebFinder: ASA120		

*NOTE: These products are available with optional 3 Pole IEC320-C6 Input Inlets (see Specification File at www.astrodyne.com). To receive this option, simply add the letter "T" to the end of the Model Number. (i.e. ASA120-12T) Two pole IEC320-C8 are standard.

Astrodyne provides **modified products** tailored to customer needs. Contact us for details.

	Single Output		Dual Output		Triple Output	
	(1)	(10)	(1)	(10)	(1)	(10)
65 Watt	\$75	\$69	\$78	\$72	\$79	\$74
65 Watt: *(S)	\$76	\$70	\$79	\$74	\$80	\$75
68 Watt	\$77	\$71	N/A	N/A	N/A	N/A
80 Watt	\$83	\$79	N/A	N/A	N/A	N/A
100 Watt	\$78	\$75	N/A	N/A	N/A	N/A
120 Watt	\$84	\$81	N/A	N/A	N/A	N/A

Please note that this does not represent our complete product offering. Contact us for details.

External Desktop & Wall Mount Power Supplies 130 ~ 150 Watts

130 Watt External Switching Power Adapters

Model No.	Vout	Iout
Single Output		
SPU130-101 (M)	3.3V	27.3A
SPU130-102 (M)	5V	23.0A
SPU130-103 (M)	6V	21.6A
SPU130-104 (M)	10V	13.0A
SPU130-105 (M)	12V	10.8A
SPU130-106 (M)	15V	8.6A
SPU130-107 (M)	18V	7.2A
SPU130-108 (M)	24V	5.4A
SPU130-109 (M)	30V	4.3A
SPU130-110 (M)	36V	3.6A
SPU130-111 (M)	48V	2.7A
Dual Output		
SPU130-200 (M)	3.3/12V	20/2A
SPU130-201 (M)	5/12V	20/2A
SPU130-202 (M)	5/15V	20/2A
SPU130-203 (M)	5/24V	20/2A

Size: 7.7" x 3.46" x 2.0"

WebFinder: SPU130, SPU130M

NOTE: "(M)" Denotes that there is a Mounting Plate option available for the SPU130 family of products. To order an SPU130 product with the optional Mounting Plate, simply add an "M" to the end of the standard Part Number. For example SPU130-101M.

130 Watt Desktop Power Supplies

Model No.	Vout	Iout
SPU131-105 *(S)	12V	10.84A
SPU131-106 *(S)	15V	8.66A
SPU131-107 *(S)	18V	7.22A
SPU131-108 *(S)	24V	5.42A
SPU131-109 *(S)	30V	4.33A
SPU131-110 *(S)	36V	3.61A
SPU131-111 *(S)	48V	2.70A
SPU131-112 *(S)	55V	2.36A

Size: 7.44" x 3.52" x 1.79"

WebFinder: SPU131

NOTE: "(S)" Denotes that there is an ON/OFF Switch option available for the SPU131 family of products. To order an SPU131 product with the optional ON/OFF Switch, simply add an "S" to the end of the standard Part Number. For example SPU131-105S.

150 Watt External Switching Power Adapters

Model No.	Vout	Iout
ASA150-12 *(T)	12V	12.5A
ASA150-19 *(T)	19V	7.89A
ASA150-24 *(T)	24V	6.25A
ASA150-36 *(T)	36V	4.17A
ASA150-48 *(T)	48V	3.13A

Size: 6.65" x 2.56" x 1.48"

WebFinder: ASA150

***NOTE:** These products are available with optional 3 Pole IEC320-C6 Input Inlets (see Specification File at www.astrodyne.com). To receive this option, simply add the letter "T" to the end of the Model Number. (i.e. ASA150-12T) Two pole IEC320-C8 are standard.

	Single Output		Dual Output	
	(1)	(10)	(1)	(10)
130 Watt: SPU130	\$93	\$91	\$106	\$104
130 Watt: SPU130 (M)	\$94	\$92	\$107	\$105
130 Watt: SPU131	\$94	\$92	N/A	N/A
130 Watt: SPU131 (M)	\$95	\$93	N/A	N/A
150 Watt	\$93	\$90	N/A	N/A



Rapid Power Search!
Use Web Finder at
www.astrodyne.com

High Reliability/COTS

400 ~ 1000 Watts

- 100 °C Baseplate Operation
- Constant Frequency Operation
- Non-Shutdown Over Voltage Protection
- Extremely High Power Factor
- Fully Automated Manufacturing
- Very High Efficiency



PFC UniVerter® Series & MV MegaVerter® Series



Univerter

PFC UniVerter® Series AC/DC Converters

600 Watt PFC UniVerter® Series		
Model No.	Vout (Max)	Iout
PFC-600	380V	1.6A
Size: 4.60" x 2.4" x 0.50"		
WebFinder: PFC600		

1000 Watt PFC UniVerter® Series		
Model No.	Vout (Max)	Iout
Single Output		
PFC-1000	380V	2.6A
Size: 4.60" x 2.4" x 0.50"		
WebFinder: PFC1000		

MV MegaVerter® Series DC/DC Converters

- Full Brick
- High Efficiency
- -40 to + 100 °C Operation
- Remote Sense
- Non-Shutdown, Over Voltage Protection
- Parallelable with Current Sharing for n+m Redundancy



MegaVerter

500-600 Watt High Reliability Encapsulated DC/DC Converters (380 VDC)		
Model No.	Vout	Iout
Single Output		
MV380-26	26V	20A
MV380-48	48V	12.5A
MV380-56	56V	10.7A
Size: 2.4" x 4.6" x 0.5"		
WebFinder: MV380		

700 Watt High Reliability Encapsulated DC/DC Converters (380 VDC)		
Model No.	Vout	Iout
Single Output		
MV380-28-700	28V	25A
Size: 2.4" x 4.6" x 0.5"		
WebFinder: MV380		

	Single Output	
	(1)	(10)
MV380	\$476.75	\$357.56
MV380-700	\$519.73	\$389.80
PFC600	\$346.82	\$260.11
PFC1000	\$312.29	\$234.22

NOTE: Multiple Configurations Available (Simply add the suffix to the existing part number, ex. UV300-5-STC-164RL)

T = -55 °C to 100 °C Operating Temperature
 C = Conformal Coating
 RL = No Pure Tin
 LF = RoHS Compliant

High Reliability/COTS

200 ~ 300 Watts

µV MicroVerter® Series & µV MicroVerter® Triple Series



- 3/4 Brick
- High Density - Up to 70 W/in.3
- Constant Frequency - 370KHZ
- Parallelable with Current Sharing
- Fault Tolerant - n + m Redundancy

- Extremely Low Thermal Resistance
- Output Good Signal
- Optional Synchronization Function
- UL/CSA/TUV Approvals
- Non-Shutdown OVP
- Logic On-Off
- Thermal Protection
- Current Limit/Short Circuit Protection

µV MicroVerter® Series DC/DC Converters

200 - 300 Watt High Reliability Miniature DC/DC Converters (24/28 VDC Input)		
Model No.	Vout	Iout
Single Output		
UV24-4-164	4V	50A
UV24-5-164	5V	50A
UV24-12-164	12V	25A
UV24-15-164	15V	20A
UV24-24-164	24V	12.5A
UV24-28-164	28V	11A
UV28-5	5V	40A
UV28-8	8V	30A
UV28-12	12V	20A
UV28-15	15V	16A
UV28-24	24V	10A
UV28-28	28V	9A
Size: 0.5" x 2.4" x 3.6"		
WebFinder: UV24, UV28		

200 - 300 Watt High Reliability Miniature DC/DC Converters (48 VDC Input)		
Model No.	Vout	Iout
Single Output		
UV48-5	5V	40A
UV48-5-164	5V	50A
UV48-8	8V	30A
UV48-12	12V	20A
UV48-12-164	12V	25A
UV48-15	15V	16A
UV48-24	24V	10A
UV48-28	28V	9A
Size: 0.5" x 2.4" x 3.6"		
WebFinder: UV48		

270 - 300 Watt High Reliability Miniature DC/DC Converters (300VDC Input)		
Model No.	Vout	Iout
Single Output		
UV300-5	5V	40A
UV300-5-164	5V	50A
UV300-8	8V	30A
UV300-8-164	8V	36A
UV300-12	12V	20A
UV300-12-164	12V	25A
UV300-15	15V	16A
UV300-15-164	15V	20A
UV300-24	24V	10A
UV300-24-164	24V	12.5A
UV300-28	28V	9A
UV300-28-164	28V	11A
Size: 0.5" x 2.4" x 3.6"		
WebFinder: UV300		

µV MicroVerter® Series DC/DC Converters

185 Watt High Reliability Miniature DC/DC Converters (300VDC)		
Model No.	Vout	Iout
Single Output		
UV28-T512	5/12/12V	35/3/3A
UV28-T515	5/15/15V	35/3/3A
UV48-T512	5/12/12V	35/3/3A
UV48-T515	5/15/15V	35/3/3A
UV300-T512	5/12/12V	35/3/3A
UV300-T515	5/15/15V	35/3/3A
Size: 0.5" x 2.4" x 4.6"		
WebFinder: UV28T, UV48T, UV300T		

- 3/4 Brick
- 3 Fully Isolated, Independent Outputs



MicroVerter

NOTE: Multiple Configurations Available (Simply add the suffix to the existing part number, (ex. UV300-5-STC-164RL))

S = Synchronization 330-400KHz
 T = -55 °C to 100 °C Operating Temperature
 C = Conformal Coating
 E = -55 °C to 125 °C Operating Temperature (Consult tech@astrodyne.com for output power rating)
 RL = No Pure Tin
 LF = RoHS Compliant

Single Output		
	(1)	(10)
UV24-164	\$256.93	\$192.70
UV28	\$370.21	\$277.66
UV48	\$344.88	\$258.66
UV48-164	\$293.73	\$220.30
UV300	\$310.28	\$232.71
UV300-164	\$295.20	\$221.40
Triple Output		
UV28T	\$429.35	\$322.02
UV48T	\$404.07	\$303.05
UV300T	\$391.65	\$293.74

NOTE: Max Power 185 Watts

High Reliability/COTS

126 ~ 252 Watts



SV SuperVerter® Series

- 1/2 Brick
- Direct Replacement for Industry Standard
- High Efficiency
- High MTBF (1.8 million hours)
- Constant Frequency
- Clamp Over Voltage Protection
- Remote Sense
- High Power density: up to 87 W/cu.in.

- -40 to + 100 °C Operation Standard
- Low Noise
- Choice of On/Off Logic
- Safety Agency Approved
- Threaded or Thru Mounting Holes
- Optional Pin Lengths
- Over Temperature Protection



SuperVerter

SV SuperVerter® Series DC/DC Converters

150 Watt High Reliability DC/DC Converters (28VDC)

Model No.	Vout	Iout
Single Output		
SV28-3.3-150-1	3.3V	30A
SV28-5-150-1	5V	30A
SV28-12-150-1	12V	12.5A
SV28-15-150-1	15V	10A
SV28-24-150-1	24V	6.3A
SV28-28-150-1	28V	5.3A

Size: 0.5" x 2.4" x 2.28"

WebFinder: SV28

150 Watt High Reliability DC/DC Converters (48VDC)

Model No.	Vout	Iout
Single Output		
SV48-2.5-150-1	2.5V	30A
SV48-3-150-1	3.3V	30A
SV48-5-150-1	5V	30A
SV48-12-150-1	12V	12.5A
SV48-15-150-1	15V	10A
SV48-24-150-1	24V	6.2A
SV48-28-150-1	28V	5.35A

Size: 0.5" x 2.4" x 2.28"

WebFinder: SV48

200 Watt High Reliability DC/DC Converters (48VDC)

Model No.	Vout	Iout
Single Output		
SV48-2.5-200-1	2.5V	50A
SV48-3-200-1	3.3V	45A
SV48-5-200-1	5V	40A
SV48-12-200-1	12V	20A
SV48-15-200-1	15V	16A
SV48-24-200-1	24V	10A
SV48-28-200-1	28V	8.6A

Size: 0.5" x 2.4" x 2.28"

WebFinder: SV48

200 Watt High Reliability DC/DC Converters (28VDC)

Model No.	Vout	Iout
Single Output		
SV28-3.3-200-1	3.3V	40A
SV28-5-175-1	5V	35A
SV28-5-200-1	5V	40A
SV28-10-200-1	10V	20A
SV28-12-200-1	12V	20A
SV28-15-200-1	15V	16A
SV28-24-200-1	24V	10A
SV28-28-200-1	28V	8.6A

Size: 0.5" x 2.4" x 2.28"

WebFinder: SV28

NOTE: Multiple Configurations Available (Simply add the suffix to the existing part number, (ex. UV300-5-STC-164RL))

T = -55 °C to 100 °C Operating Temperature

C = Conformal Coating

E = -55 °C to 125 °C Operating Temperature

(Consult tech@astrodyne.com for output power rating)

RL = No Pure Tin

Single Output		
	(1)	(10)
150 Watt: SV28	\$292.41	\$219.31
150 Watt: SV48	\$314.72	\$236.04
175 Watt: SV28	\$286.83	\$215.12
200 Watt: SV28	\$286.83	\$215.12
200 Watt: SV48	\$281.52	\$211.14


High Reliability/COTS

150 ~ 200 Watts

NV NanoVerter® Series & PV PicoVerter Series



- 1/2 Brick
- Miniature Size: - Low Profile .42" - .32" with Recessed Mounting
- Constant Frequency Operation
- Logic On/Off
- Non-Shutdown Over Voltage Protection
- High Efficiency
- 100 °C Baseplate Operation



NanoVerter

NV NanoVerter® Series DC/DC Converters

126-252 Watt High Reliability DC/DC Converters (48VDC)		
Model No.	Vout	Iout
Single Output		
NV48-2	2.1V	30A
NV48-3	3.3V	25A
NV48-5	5V	20A
NV48-12	12V	10A
NV48-15	15V	8A
NV48-24	24V	5A
Size: 0.42" x 2.4" x 2.3"		
WebFinder: NV48		

126-252 Watt High Reliability DC/DC Converters (300VDC)		
Model No.	Vout	Iout
Single Output		
NV300-2	2.1V	30A
NV300-3	3.3V	25A
NV300-5	5V	20A
NV300-12	12V	10A
NV300-15	15V	8A
NV300-24	24V	5A
Size: 0.42" x 2.4" x 2.3"		
WebFinder: NV300		

- Hot Plug-In Capability
- Secondary Referenced Controls
- Auxiliary (housekeeping) Supply Output (PV Pin)
- Safety Agency Approved
- High Density - Up to 52 W/in. ³
- Extremely Low Thermal Resistance
- Parallelable with Current Sharing
- Fault tolerant - True n + 1, n + m Redundancy

PV PicoVerter® Series DC/DC Converters

600 Watt PFC UniVerter® Series		
Model No.	Vout	Iout
Single Output		
PV48-3	3.3V	12.5A
PV48-5	5V	10A
PV48-12	12V	5A
PV48-15	15V	4A
PV48-24	24V	2.5A
Size: 0.42" x 2.4" x 2.3"		
WebFinder: PV48		

40-60 Watt High Reliability DC/DC Converters (300VDC)		
Model No.	Vout	Iout
Single Output		
PV300-3	3.3V	12.5A
PV300-5	5V	10A
PV300-12	12V	5A
PV300-15	15V	4A
PV300-24	24V	2.5A
Size: 0.42" x 2.4" x 2.3"		
WebFinder: PV300		

- Industry Standard Pin-out
- Fully Automated Manufacturing
- UL/CSA/TUV/CE Mark



PicoVerter

NOTE: Not available in Lead Free

NOTE: Multiple Configurations Available (Simply add the suffix to the existing part number, (ex. UV300-5-STC-164RL)

T = -55 °C to 100 °C Operating Temperature

C = Conformal Coating

E = -55 °C to 125 °C Operating Temperature (Consult tech@astrodyne.com for output power rating)

RL = No Pure Tin

LF = RoHS Compliant

Single Output		
	(1)	(10)
NV48	\$283.31	\$212.49
NV300	\$281.45	\$211.09
PV48	\$238.16	\$178.62
PV300	\$253.38	\$190.03

DC/DC Converters

1 ~ 3 Watts

- 1 ~ 500 Watts Power
- Encapsulated, Open Frame, and Enclosed Styles
- High Performance

1 Watt DC/DC Converters

Model No.	Vout	Iout	Vin
Single Output			
DU1P0-05S05	5V	0.20A	5V
DU1P0-12S05	5V	0.20A	12V
DU1P0-15S05	5V	0.20A	15V
DU1P0-24S05	5V	0.20A	24V
DU1P0-05S12	12V	0.083A	5V
DU1P0-12S12	12V	0.083A	12V
DU1P0-15S12	12V	0.083A	15V
DU1P0-24S12	12V	0.083A	24V
DU1P0-05S15	15V	0.067A	5V
DU1P0-12S15	15V	0.067A	12V
DU1P0-15S15	15V	0.067A	15V
DU1P0-24S15	15V	0.067A	24V
Dual Output			
DU1P0-05D05	± 5V	±0.10A	5V
DU1P0-12D05	± 5V	±0.10A	12V
DU1P0-15D05	± 5V	±0.10A	15V
DU1P0-24D05	± 5V	±0.10A	24V
DU1P0-05D12	±12V	±0.042A	5V
DU1P0-12D12	±12V	±0.042A	12V
DU1P0-15D12	±12V	±0.042A	15V
DU1P0-24D12	±12V	±0.042A	24V
DU1P0-05D15	±15V	±0.033A	5V
DU1P0-12D15	±15V	±0.033A	12V
DU1P0-15D15	±15V	±0.033A	15V
DU1P0-24D15	±15V	±0.033A	24V

Size: 0.24" x 0.77" x 0.4"

WebFinder: DU1P0

NOTE: 3Kv input-output isolation option available. Simply add an "N" to the end of the model number (i.e. DU1P0-05S05N). Inquire to our sales department

1.5 Watt DC/DC Converters

Model No	Vout	Iout	Vin
Single Output			
ASD105-5S5	5V	0.30A	5V
ASD105-12S5	5V	0.30A	12V
ASD105-24S5	5V	0.30A	24V
ASD105-28S5	5V	0.30A	28V
ASD105-48S5	5V	0.30A	48V
ASD105-5S12	12V	0.125A	5V
ASD105-12S12	12V	0.125A	12V
ASD105-24S12	12V	0.125A	24V
ASD105-28S12	12V	0.125A	28V
ASD105-48S12	12V	0.125A	48V
ASD105-5S15	15V	0.10A	5V
ASD105-12S15	15V	0.10A	12V
ASD105-24S15	15V	0.10A	24V
ASD105-28S15	15V	0.10A	28V
ASD105-48S15	15V	0.10A	48V
Dual Output			
ASD105-5D12	±12V	±0.060A	5V
ASD105-12D12	±12V	±0.060A	12V
ASD105-24D12	±12V	±0.060A	24V
ASD105-28D12	±12V	±0.060A	28V
ASD105-48D12	±12V	±0.060A	48V
ASD105-5D15	±15V	±0.050A	5V
ASD105-12D15	±15V	±0.050A	12V
ASD105-24D15	±15V	±0.050A	24V
ASD105-28D15	±15V	±0.050A	28V
ASD105-48D15	±15V	±0.050A	48V

Size: 0.8" x 1.25" x 0.4"

WebFinder: ASD105



ASD03

	Single Output		Dual Output	
	(1)	(10)	(1)	(10)
1 Watt	\$12	\$10	\$13	\$12
1.5 Watt	\$12	\$10	\$13	\$12
3 Watt: ASD03	\$18	\$17	\$19	\$18
3 Watt: ASD35	\$20	\$19	\$21	\$20

3 Watt DC/DC Converters

Model No.	Vout	Iout	Vin
Single Output			
ASD03-12S3M	3.3V	0.60A	9-18V
ASD03-24S3M	3.3V	0.60A	18-36V
ASD03-48S3M	3.3V	0.60A	36-72V
ASD03-12S5M	5V	0.60A	9-18V
ASD03-24S5M	5V	0.60A	18-36V
ASD03-48S5M	5V	0.60A	36-72V
ASD03-12S12M	12V	0.25A	9-18V
ASD03-24S12M	12V	0.25A	18-36V
ASD03-48S12M	12V	0.25A	36-72V
ASD03-12S15M	15V	0.20A	9-18V
ASD03-24S15M	15V	0.20A	18-36V
ASD03-48S15M	15V	0.20A	36-72V
Dual Output			
ASD03-12D5M	±5V	±0.30A	9-18V
ASD03-24D5M	±5V	±0.30A	18-36V
ASD03-48D5M	±5V	±0.30A	36-72V
ASD03-12D12M	±12V	±0.125A	9-18V
ASD03-24D12M	±12V	±0.125A	18-36V
ASD03-48D12M	±12V	±0.125A	36-72V
ASD03-12D15M	±15V	±0.10A	9-18V
ASD03-24D15M	±15V	±0.10A	18-36V
ASD03-48D15M	±15V	±0.10A	36-72V

Size: 0.8" x 1.25" x 0.5"

WebFinder: ASD03

NOTE: 1500VDC Isolation versions available.

Just replace the "M" at the end of the Part Number to "H". Pin Locations and Functions change. Please download the PDF spec at www.astrodyne.com for details.

5Vin, 3 Watt DC/DC Converters

Model No.	Vout	Iout	Vin
Single Output			
ASD35-5S3M	3.3V	0.60A	4.5-6.0V
ASD35-5S5M	5V	0.60A	4.5-6.0V
ASD35-5S12M	12V	0.25A	4.5-6.0V
ASD35-5S15M	15V	0.20A	4.5-6.0V
Dual Output			
ASD35-5D5M	±5V	±0.30A	4.5-6.0V
ASD35-5D12M	±12V	±0.12A	4.5-6.0V
ASD35-5D15M	±15V	±0.10A	4.5-6.0V

Size: 0.8" x 1.25" x 0.4"

WebFinder: ASD35

DC/DC Converters

3 ~ 6 Watts

3 Watt DC/DC Converters

Model No.	Vout	Iout	Vin
Single Output			
VKC03-24S05	5V	0.50A	9-36V
VKC03-48S05	5V	0.50A	18-72V
VKC03-24S12	12V	0.25A	9-36V
VKC03-48S12	12V	0.25A	18-72V
VKC03-24S15	15V	0.20A	9-36V
VKC03-48S15	15V	0.20A	18-72V
Dual Output			
VKC03-24D05	±5V	±0.25A	9-36V
VKC03-48D05	±5V	±0.25A	18-72V
VKC03-24D12	±12V	±0.125A	9-36V
VKC03-48D12	±12V	±0.125A	18-72V
VKC03-24D15	±15V	±0.10A	9-36V
VKC03-48D15	±15V	±0.10A	18-72V
Size: 0.8" x 1.25" x 0.4"			
WebFinder: VKC03			

6 Watt DC/DC Converters

Model No.	Vout	Iout	Vin
Single Output			
ASD06-12S3	3.3V	1A	9-18V
ASD06-24S3	3.3V	1A	18-36V
ASD06-48S3	3.3V	1A	36-72V
ASD06-12S5	5V	1A	9-18V
ASD06-24S5	5V	1A	18-36V
ASD06-48S5	5V	1A	36-72V
ASD06-12S12	12V	0.47A	9-18V
ASD06-24S12	12V	0.47A	18-36V
ASD06-48S12	12V	0.47A	36-72V
ASD06-12S15	15V	0.40A	9-18V
ASD06-24S15	15V	0.40A	18-36V
ASD06-48S15	15V	0.40A	36-72V
Dual Output			
ASD06-12D5	±5V	±0.5A	9-18V
ASD06-24D5	±5V	±0.5A	18-36V
ASD06-48D5	±5V	±0.5A	36-72V
ASD06-12D12	±12V	±0.23A	9-18V
ASD06-24D12	±12V	±0.23A	18-36V
ASD06-48D12	±12V	±0.23A	36-72V
ASD06-12D15	±15V	±0.19A	9-18V
ASD06-24D15	±15V	±0.19A	18-36V
ASD06-48D15	±15V	±0.19A	36-72V
Size: 0.8" x 1.25" x 0.4"			
WebFinder: ASD06			

5 Watt DC/DC Converters

Encapsulated		Open Frame		
Model No.	Model No.	Vout	Iout	Vin
Single Output				
ASD05-12S3	ASD05H-12S3	3.3V	1.5A	9-36V
ASD05-48S3	ASD05H-48S3	3.3V	1.5A	18-75V
ASD05-12S5	ASD05H-12S5	5V	1A	9-36V
ASD05-48S5	ASD05H-48S5	5V	1A	18-75V
ASD05-12S9	ASD05H-12S9	9V	0.55A	9-36V
ASD05-48S9	ASD05H-48S9	9V	0.55A	18-75V
ASD05-12S12	ASD05H-12S12	12V	0.42A	9-36V
ASD05-48S12	ASD05H-48S12	12V	0.42A	18-75V
ASD05-12S15	ASD05H-12S15	15V	0.33A	9-36V
ASD05-48S15	ASD05H-48S15	15V	0.33A	18-75V
Dual Output				
ASD05-12D5	ASD05H-12D5	±5V	±0.5A	9-36V
ASD05-48D5	ASD05H-48D5	±5V	±0.5A	18-75V
ASD05-12D12	ASD05H-12D12	±12V	±0.21A	9-36V
ASD05-48D12	ASD05H-48D12	±12V	±0.21A	18-75V
ASD05-12D15	ASD05H-12D15	±15V	±0.17A	9-36V
ASD05-48D15	ASD05H-48D15	±15V	±0.17A	18-75V
Size: 1" x 2" x 0.25"		Size: 1" x 2" x 0.375"		
WebFinder: ASD05, ASD05H				



ASD05

Please note that this does not represent our complete product offering. Contact us for details.

	Single Output		Dual Output	
	(1)	(10)	(1)	(10)
3 Watt	\$36	\$32	\$37	\$33
5 Watt: Encapsulated	\$46	\$43	\$49	\$46
5 Watt: Open Frame	\$41	\$39	\$46	\$43
6 Watt	\$19	\$18	\$20	\$19

DC/DC Converters

7 ~ 7.5 Watts

7 Watt DC/DC Converters

Encapsulated		Open Frame		
Model No.	Model No.	Vout	Iout	Vin
Single Output				
ASD07-12S3	ASD07H-12S3	3.3V	1.9A	9-36V
ASD07-48S3	ASD07H-48S3	3.3V	1.9A	18-75V
ASD07-12S5	ASD07H-12S5	5V	1.5A	9-36V
ASD07-48S5	ASD07H-48S5	5V	1.5A	18-75V
ASD07-12S9	ASD07H-12S	9V	0.83A	9-36V
ASD07-48S9	ASD07H-48S9	9V	0.83A	18-75V
ASD07-12S12	ASD07H-12S12	12V	0.62A	9-36V
ASD07-48S12	ASD07H-48S12	12V	0.62A	18-75V
ASD07-12S15	ASD07H-12S15	15V	0.5A	9-36V
ASD07-48S15	ASD07H-48S15	15V	0.5A	18-75V
Dual Output				
ASD07-12D5	ASD07H-12D5	±5V	±0.75A	9-36V
ASD07-48D5	ASD07H-48D5	±5V	±0.75A	18-75V
ASD07-12D12	ASD07H-12D12	±12V	±0.31A	9-36V
ASD07-48D12	ASD07H-48D12	±12V	±0.31A	18-75V
ASD07-12D15	ASD07H-12D15	±15V	±0.25A	9-36V
ASD07-48D15	ASD07H-48D15	±15V	±0.25A	18-75V
Size: 1" x 2" x 0.25"	Size: 1" x 2" x 0.375"			

WebFinder: ASD07, ASD07H

7.5 Watt Encapsulated DC/DC Converters

Model No.	Vout	Iout	Vin
Single Output			
ASD705-12S3	3.3V	1.5A	9-18V
ASD705-24S3		1.5A	18-36V
ASD705-48S3		1.5A	36-72V
ASD705-12S5	5V	1.5A	9-18V
ASD705-24S5		1.5A	18-36V
ASD705-48S5		1.5A	36-72V
ASD705-12S12	12V	0.625A	9-18V
ASD705-24S12		0.625A	18-36V
ASD705-48S12		0.625A	36-72V
ASD705-12S15	15V	0.50A	9-18V
ASD705-24S15		0.50A	18-36V
ASD705-48S15		0.50A	36-72V
Dual Output			
ASD705-12D5	±5V	±0.75A	9-18V
ASD705-24D5		±0.75A	18-36V
ASD705-48D5		±0.75A	36-72V
ASD705-12D12	±12V	±0.31A	9-18V
ASD705-24D12		±0.31A	18-36V
ASD705-48D12		±0.31A	36-72V
ASD705-12D15	±15V	±0.25A	9-18V
ASD705-24D15		±0.25A	18-36V
ASD705-48D15		±0.25A	36-72V
Size: 2" x 1" x 0.4"			

WebFinder: ASD705

	Single Output		Dual Output	
	(1)	(10)	(1)	(10)
7 Watt Encapsulated	\$55	\$51	\$61	\$58
7 Watt Open Frame	\$47	\$44	\$52	\$49
7.5 Watt	\$19	\$18	\$20	\$19



Astrodyne works closely with you to:

- Customize a power supply to meet your specific needs
- Meet your custom deadline
- 24-hour initial turnaround to requests
- Satisfy small to large custom orders

Call 800-823-8082 for instant engineering support or visit our Custom Product Worksheet at www.astrodyne.com/product_custom_request.asp

DC/DC Converters

8 ~ 15 Watts

8 Watt Encapsulated DC/DC Converters

Model No.	Vout	Iout	Vin
Single Output			
ASD08-12S3	3.3V	1.5A	9-18V
ASD08-24S3	3.3V	1.5A	18-36V
ASD08-48S3	3.3V	1.5A	36-72V
ASD08-12S5	5V	1.5A	9-18V
ASD08-24S5	5V	1.5A	18-36V
ASD08-48S5	5V	1.5A	36-72V
ASD08-12S12	12V	0.625A	9-18V
ASD08-24S12	12V	0.625A	18-36V
ASD08-48S12	12V	0.625A	36-72V
ASD08-12S15	15V	0.50A	9-18V
ASD08-24S15	15V	0.50A	18-36V
ASD08-48S15	15V	0.50A	36-72V
Dual Output			
ASD08-12D5	±5V	±0.75A	9-18V
ASD08-24D5	±5V	±0.75A	18-36V
ASD08-48D5	±5V	±0.75A	36-72V
ASD08-12D12	±12V	±0.31A	9-18V
ASD08-24D12	±12V	±0.31A	18-36V
ASD08-48D12	±12V	±0.31A	36-72V
ASD08-12D15	±15V	±0.25A	9-18V
ASD08-24D15	±15V	±0.25A	18-36V
ASD08-48D15	±15V	±0.25A	36-72V

Size: 0.8" x 1.25" x 0.4"

WebFinder: ASD08

15 Watt DC/DC Converters

Encapsulated		Open Frame		
Model No.	Model No.	Vout	Iout	Vin
Single Output				
ASD15-12S3	ASD15H-12S3	3.3V	3.75A	9-18V
ASD15-48S3	ASD15H-48S3	3.3V	3.75A	20-75V
ASD15-12S5	ASD15H-12S5	5V	3A	9-18V
ASD15-48S5	ASD15H-48S5	5V	3A	20-75V
ASD15-12S12	ASD15H-12S12	12V	1.25A	9-18V
ASD15-48S12	ASD15H-48S12	12V	1.25A	20-75V
ASD15-12S15	ASD15H-12S15	15V	1A	9-18V
ASD15-48S15	ASD15H-48S15	15V	1A	20-75V
Dual Output				
ASD15-12D5	ASD15H-12D5	±5V	±1.5A	9-18V
ASD15-48D5	ASD15H-48D5	±5V	±1.5A	20-75V
ASD15-12D12	ASD15H-12D12	±12V	±0.62A	9-18V
ASD15-48D12	ASD15H-48D12	±12V	±0.62A	20-75V
ASD15-12D15	ASD15H-12D15	±15V	±0.5A	9-18V
ASD15-48D15	ASD15H-48D15	±15V	±0.5A	20-75V

Size: 1.6" x 2" x 0.375"

Size: 1.5" x 2" x 0.413"

WebFinder: ASD10, ASD10H



ASD15H

10 Watt DC/DC Converters

Encapsulated		Open Frame		
Model No.	Model No.	Vout	Iout	Vin
Single Output				
ASD10-12S3	ASD10H-12S3	3.3V	2.5A	9-36V
ASD10-48S3	ASD10H-48S3	3.3V	2.5A	18-75V
ASD10-12S5	ASD10H-12S5	5V	2A	9-36V
ASD10-48S5	ASD10H-48S5	5V	2A	18-75V
ASD10-12S9	ASD10H-12S9	9V	1.1A	9-36V
ASD10-48S9	ASD10H-48S9	9V	1.1A	18-75V
ASD10-12S12	ASD10H-12S12	12V	0.83A	9-36V
ASD10-48S12	ASD10H-48S12	12V	0.83A	18-75V
ASD10-12S15	ASD10H-12S15	15V	0.67A	9-36V
ASD10-48S15	ASD10H-48S15	15V	0.67A	18-75V
Dual Output				
ASD10-12D5	ASD10H-12D5	±5V	±1A	9-36V
ASD10-48D5	ASD10H-48D5	±5V	±1A	18-75V
ASD10-12D12	ASD10H-12D12	±12V	±0.42A	9-36V
ASD10-48D12	ASD10H-48D12	±12V	±0.42A	18-75V
ASD10-12D15	ASD10H-12D15	±15V	±0.33A	9-36V
ASD10-48D15	ASD10H-48D15	±15V	±0.33A	18-75V

Size: 1" x 2" x 0.25"

Size: 1" x 2" x 0.375"

WebFinder: ASD10, ASD10H

	Single Output		Dual Output	
	(1)	(10)	(1)	(10)
8 Watt	\$20	\$19	\$21	\$20
10 Watt: Encapsulated	\$57	\$54	\$63	\$60
10 Watt: Open Frame	\$52	\$49	\$59	\$56
15 Watt: Encapsulated	\$80	\$76	\$86	\$81
15 Watt: Open Frame	\$74	\$69	\$79	\$75

Rapid Power Search!

Use Web Finder at
www.astrodyne.com

DC/DC Converters

15 ~ 20 Watts



15 Watt Open Frame DC/DC Converters

Model No.	Vout	Iout	Vin
LED15-24S3P3W	3.3V	4A	9-36V
LED15-48S3P3W	3.3V	4A	18-75V
LED15-24S05W	5V	3A	9-36V
LED15-48S05W	5V	3A	18-75V
LED15-24S12W	12V	1.3A	9-36V
LED15-48S12W	12V	1.3A	18-75V
LED15-24S15W	15V	1A	9-36V
LED15-48S15W	15V	1A	18-75V

Size: 1.1" x 0.947" x 0.335"

WebFinder: LED15

NOTE: SMT Mount versions available. Simply add a "-A" to the end of the model number (i.e. LED15-24S05W-A). Also, options exist for the removal of the Trim function and the reconfiguration of the Remote ON/OFF (Negative Logic is standard) to a Positive Remote ON/OFF. See full PDF Spec file at www.astrodyne.com.

15 Watt Encapsulated DC/DC Converters

Model No.	Vout	Iout	Vin
LCD15-24S3P3W	3.3V	4A	9-36V
LCD15-48S3P3W	3.3V	4A	18-75V
LCD15-24S05W	5V	3A	9-36V
LCD15-48S05W	5V	3A	18-75V
LCD15-24S12W	12V	1.3A	9-36V
LCD15-48S12W	12V	1.3A	18-75V
LCD15-24S15W	15V	1A	9-36V
LCD15-48S15W	15V	1A	18-75V

Size: 1.0" x 1.0" x 0.39"

WebFinder: LCD15

NOTE: Options exist for the removal of the Trim function and the reconfiguration of the Remote ON/OFF (Negative Logic is standard) to a Positive Remote ON/OFF. See full PDF Spec file at www.astrodyne.com.

20 Watt DC/DC Converters

Model No.	Vout	Iout	Vin
Single Output			
FED20-24S3P3W	3.3V	5.5A	9-36V
FED20-48S3P3W	3.3V	5.5A	18-75V
FED20-24S05W	5V	4A	9-36V
FED20-48S05W	5V	4A	18-75V
FED20-24S12W	12V	1.67A	9-36V
FED20-48S12W	12V	1.67A	18-75V
FED20-24S15W	12V	1.33A	9-36V
FED20-48S15W	12V	1.33A	18-75V
Dual Output			
FED20-24D05W	±5V	±2.0A	9-36V
FED20-48D05W	±5V	±2.0A	18-75V
FED20-24D12W	±12V	±0.833A	9-36V
FED20-48D12W	±12V	±0.833A	18-75V
FED20-24D15W	±15V	±0.667A	9-36V
FED20-48D15W	±15V	±0.667A	18-75V

Size: 1" x 2" x 0.4"

WebFinder: FED20

20 Watt DC/DC Converters

Model No.	Vout	Iout	Vin
Single Output			
ASD20-12S3	3.3V	4A	9-36V
ASD20-48S3	3.3V	4A	18-72V
ASD20-12S5	5V	4A	9-36V
ASD20-48S5	5V	4A	18-72V
ASD20-12S12	12V	1.67A	9-36V
ASD20-48S12	12V	1.67A	18-72V
ASD20-12S15	15V	1.33A	9-36V
ASD20-48S15	15V	1.33A	18-72V
Dual Output			
ASD20-12D5	±5V	±2.0A	9-36V
ASD20-48D5	+/-5V	±2.0A	18-72V
ASD20-12D12	±12V	±0.833A	9-36V
ASD20-48D12	+/-12V	±0.833A	18-72V
ASD20-12D15	±15V	±0.667A	9-36V
ASD20-48D15	+/-15V	±0.667A	18-72V

Size: 1.6" x 2" x 0.4"

WebFinder: ASD20

Astrodyne provides
modified products
 tailored to customer needs.
 Contact us for details.

	Single Output		Dual Output	
	(1)	(10)	(1)	(10)
15 Watt: LED15	\$65	\$60	N/A	N/A
15 Watt: LCD15	\$71	\$66	N/A	N/A
20 Watt: FED20	\$73	\$68	\$77	\$72
20 Watt: ASD20	\$57	\$55	\$59	\$57

DC/DC Converters

25 ~ 40 Watts

25 Watt Enclosed Single Output DC/DC Converter

Model No.	Vout	Iout
Single Output		
SD25A-5 *(/DRL)	5V	5A
SD25A-12 *(/DRL)	12V	2.1A
SD25A-24 *(/DRL)	24V	1.1A
SD25B-5 *(/DRL)	5V	5A
SD25B-12 *(/DRL)	12V	2.1
SD25B-24 *(/DRL)	24V	1.1A
SD25C-5 *(/DRL)	5V	5A
SD25C-12 *(/DRL)	12V	2.1A
SD25C-24 *(/DRL)	24V	1.1A

Size: 3.9" x 3.82" x 1.42"

*Add (/DRL) for DIN Rail Mountable option. (ex. SD25B-5/DRL).

WebFinder: SD25

NOTE INPUTS: (A) 9.2~18VDC; (B) 19~36VDC; (C) 36~72VDC.

30 Watt DC/DC Converters

Model No.	Vout	Iout	Vin
Single Output			
ASD30-12S3	3.3V	5A	9-18V
ASD30-24S3	3.3V	5A	18-36V
ASD30-48S3	3.3V	5A	36-72V
ASD30-12S5	5V	5A	9-18V
ASD30-24S5	5V	5A	18-36V
ASD30-48S5	5V	5A	36-72V
ASD30-12S12	12V	2.5A	9-18V
ASD30-24S12	12V	2.5A	18-36V
ASD30-48S12	12V	2.5A	36-72V
ASD30-12S15	15V	2A	9-18V
ASD30-24S15	15V	2A	18-36V
ASD30-48S15	15V	2A	36-72V

Dual Output

ASD30-12D5	±5V	±2.5A	9-18V
ASD30-24D5	±5V	±2.5A	18-36V
ASD30-48D5	±5V	±2.5A	36-72V
ASD30-12D12	±12V	±1.25A	9-18V
ASD30-24D12	±12V	±1.25A	18-36V
ASD30-48D12	±12V	±1.25A	36-72V
ASD30-12D15	±15V	±1A	9-18V
ASD30-24D15	±15V	±1A	18-36V
ASD30-48D15	±15V	±1A	36-72V

Triple Output

ASD30-12T512	5,±12 V	3.5, ±0.3A	9-18V
ASD30-24T512	5,±12 V	3.5, ±0.3A	18-36V
ASD30-48T512	5,±12 V	3.5, ±0.3A	36-72V
ASD30-12T515	5,±15V	3.5, ±0.2A	9-18V
ASD30-24T515	5,±15V	3.5, ±0.2A	18-36V
ASD30-48T515	5,±15V	3.5, ±0.2A	36-72V

Size: 2" x 2" x 0.4"

WebFinder: ASD30

40 Watt DC/DC Converters

Model No.	Vout	Iout	Vin
Single Output			
FEC40-24S3P3	3.3V	8A	18-36V
FEC40-48S3P3	3.3V	8A	36-75V
FEC40-24S05	5V	8A	18-36V
FEC40-48S05	5V	8A	36-75V
FEC40-24S12	12V	3.333A	18-36V
FEC40-48S12	12V	3.333A	36-75V
FEC40-24S15	15V	2.666A	18-36V
FEC40-48S15	15V	2.666A	36-75V

Dual Output

FEC40-24D3305	3.3/5V	4 / 4A	18-36V
FEC40-48D3305	3.3/5V	4 / 4A	36-75V

Triple Output

FEC40-24T3312	3.3/±12V	6/±0.40A	18-36V
FEC40-48T3312	3.3/±12V	6/±0.40A	36-75V
FEC40-24T3315	3.3/±15V	6/±0.30A	18-36V
FEC40-48T3315	3.3/±15V	6/±0.30A	36-75V
FEC40-24T0512	5/±12V	6/±0.40A	18-36V
FEC40-48T0512	5/±12V	6/±0.40A	36-75V
FEC40-24T0515	5/±15V	6/±0.30A	18-36V
FEC40-48T0515	5/±15V	6/±0.30A	36-75V

Size: 2" x 2" x 0.40"

WebFinder: FEC40

	Single Output		Dual Output		Triple Output	
	(1)	(10)	(1)	(10)	(1)	(10)
25Watt	\$43	\$40	N/A	N/A	N/A	N/A
25 Watt: *(/DRL)	\$48	\$45	N/A	N/A	N/A	N/A
30 Watt	\$59	\$57	\$61	\$59	\$63	\$61
40 Watt	\$105	\$89	\$126	\$105	\$131	\$110



SD25B-24

Please note that this does not represent our complete product offering. Contact us for details.

DC/DC Converters


50 ~ 100 Watts

50 Watt 1/2 Brick DC/DC Converters

Model No.	Vout	Iout	Vin
Single Output			
ASD50-12S25	2.5V	10A	9-18V
ASD50-24S25	2.5V	10A	18-36V
ASD50-48S25	2.5V	10A	36-75V
ASD50-12S3	3.3V	10A	9-18V
ASD50-24S3	3.3V	10A	18-36V
ASD50-48S3	3.3V	10A	36-75V
ASD50-12S5	5V	10A	9-18V
ASD50-24S5	5V	10A	18-36V
ASD50-48S5	5V	10A	36-75V
ASD50-12S12	12V	4.16A	9-18V
ASD50-24S12	12V	4.16A	18-36V
ASD50-48S12	12V	4.16A	36-75V
ASD50-12S15	15V	3.33A	9-18V
ASD50-24S15	15V	3.33A	8-36V
ASD50-48S15	15V	3.33A	36-75V
ASD50-12S24	24V	2.08A	9-18V
ASD50-24S24	24V	2.08A	18-36V
ASD50-48S24	24V	2.08A	36-75V

Size: 2.28" x 2.4" x 0.5"

WebFinder: ASD50



ASD50

50 Watt Enclosed Single Output DC/DC Converter

Model No.	Vout	Iout
Single Output		
SD50A-5 */(DRL)	5V	10A
SD50A-12 */(DRL)	12V	4.2A
SD50A-24 */(DRL)	24V	2.1A
SD50B-5 */(DRL)	5V	10A
SD50B-12 */(DRL)	12V	4.2A
SD50B-24 */(DRL)	24V	2.1A
SD50C-5 */(DRL)	5V	10A
SD50C-12 */(DRL)	12V	4.2A
SD50C-24 */(DRL)	24V	2.1A

Size: 6.26" x 3.82" x 1.5"

*Add (/DRL) for DIN Rail Mountable option. (ex. SD50B-5/DRL) Note Input: (A) 19~18VDC; (B) 19~36VDC; (C) 36~72VDC

WebFinder: SD50

NOTE: Input: (A) 19~18VDC; (B) 19~36VDC; (C) 36~72VDC

100 Watt Enclosed Single Output DC/DC Converter

Model No.	Vout	Iout
Single Output		
SD100B-5 */(DRL)	5V	20A
SD100B-12 */(DRL)	12V	8.5A
SD100B-24 */(DRL)	24V	4.2A
SD100C-5 */(DRL)	5V	20A
SD100C-12 */(DRL)	12V	8.5A
SD100C-24 */(DRL)	24V	4.2A
SD100D-5 */(DRL)	5V	20A
SD100D-12 */(DRL)	12V	8.5A
SD100D-24 */(DRL)	24V	4.2A

Size: 7.83" x 3.86" x 1.5"

*Add (/DRL) for DIN Rail Mountable option. (ex. SD100B-5/DRL)

WebFinder: SD100

NOTE: Input: (B) 19~36VDC; (C) 36~72VDC; (D) 72~144VDC

Rapid Power Search!

Use Web Finder at
www.astrodyne.com

	Single Output	
	(1)	(10)
50 Watt: ASD50	\$71	\$69
50 Watt: SD50	\$55	\$51
50 Watt: SD50*/(DRL)	\$60	\$57
100 Watt	\$77	\$72
100 Watt: *(DRL)	\$82	\$78

DC/DC Converters

150 ~ 500 Watts



SD500

150 Watt Enclosed Single Output DC/DC Converter

Model No.	Vout	Iout
Single Output		
SD150B-12 */(DRL)	12V	12.5A
SD150B-24 */(DRL)	24V	6.3A
SD150C-12 */(DRL)	12V	12.5A
SD150C-24 */(DRL)	24V	6.3A
SD150D-12 */(DRL)	12V	12.5A
SD150D-24 */(DRL)	24V	6.3A

Size: 7.83" x 4.33" x 1.97"

*Add (/DRL) for DIN Rail Mountable option. (ex. SD150B-5/DRL)

WebFinder: SD150

NOTE: Input: (B) 19~36VDC; (C) 36~72VDC; (D) 72~144VDC

200 Watt Enclosed Single Output DC/DC Converter

Model No.	Vout	Iout
Single Output		
SD200B-5 */(DRL)	5V	34A
SD200B-12 */(DRL)	12V	16.7A
SD200B-24 */(DRL)	24V	8.4A
SD200B-48 */(DRL)	48V	4.2A
SD200C-5 */(DRL)	5V	34A
SD200C-12 */(DRL)	12V	16.7A
SD200C-24 */(DRL)	24V	8.4A
SD200C-48 */(DRL)	48V	4.2A
SD200D-5 */(DRL)	5V	40A
SD200D-12 */(DRL)	12V	16.7A
SD200D-24 */(DRL)	24V	8.4A
SD200D-48 */(DRL)	48V	4.2A

Size: 8.46" x 4.53" x 1.97"

*Add (/DRL) for DIN Rail Mountable option.

(ex. SD200B-5/DRL)

WebFinder: SD200

NOTE: Input: (B) 19~36VDC; (C) 36~72VDC; (D) 72~144VDC

350 Watt Enclosed Single Output DC/DC Converter

Model No.	Vout	Iout
Single Output		
SD350B-5 */(DRL)	5V	57A
SD350B-12 */(DRL)	12V	27.5A
SD350B-24 */(DRL)	24V	14.6A
SD350B-48 */(DRL)	48V	7.3A
SD350C-5 */(DRL)	5V	60A
SD350C-12 */(DRL)	12V	27.5A
SD350C-24 */(DRL)	24V	14.6A
SD350D-5 */(DRL)	5V	60A
SD350D-12 */(DRL)	12V	29.2A
SD350D-24 */(DRL)	24V	14.6A
SD350D-48 */(DRL)	48V	7.3A

Size: 8.46" x 4.53" x 1.97"

*Add (/DRL) for DIN Rail Mountable option.

(ex. SD350B-5/DRL)

WebFinder: SD350

NOTE: (B) 19~36VDC; (C) 36~72VDC; (D) 72~144VDC

500 Watt Single Output DC/DC Converter

Model No.	Vout	Iout
Single Output		
SD500L-12	12V	40A
SD500L-24	24V	21A
SD500L-48	48V	10.5A
SD500H-12	12V	40A
SD500H-24	24V	21A
SD500H-48	48V	10.5A

Size: 8.46" x 4.53" x 1.97"

WebFinder: SD500

NOTE: (L) 19~72VDC; (H) 72~144VDC

Single Output

	(1)	(10)
150 Watt	\$87	\$82
150 Watt: */(DRL)	\$92	\$87
200 Watt:	\$104	\$100
200 Watt: */(DRL)	\$109	\$105
350 Watt	\$135	\$125
350 Watt: */(DRL)	\$141	\$130
500 Watt	\$177	\$165

Accessories

Category	Part Number	Description	Web finder	Pricing		Image
				(1)	(10)	
AC/DC Cords	ACCRD-C5	AC/DC Adapter Cords	ACCRD	\$1.50	\$1.50	
	ACCRD-C7	AC/DC Adapter Cords	ACCRD	\$1.50	\$1.50	
	ACCRD-C13	AC/DC Adapter Cords	ACCRD	\$1.50	\$1.50	
AC/DC Accessory	AAP-10	DIN Rail Mounting Adapter with a PC Board in a Snap Fit Housing	AAP	\$41.00	\$41.00	
	AAP-15	DIN Rail Mounting Adapter with a PC Board in a Snap Fit Housing	AAP	\$41.00	\$41.00	
DC/DC Accessory	ADP-10	DIN Rail Mounting Adapter with a PC Board in a Snap Fit Housing	ADP	\$37.00	\$37.00	
	ADP-15	DIN Rail Mounting Adapter with a PC Board in a Snap Fit Housing	ADP	\$37.00	\$37.00	
DRL Kits	DR-ASSY-01	Converts Select Enclosed Style Supplies for DIN Rail Mounting Compatible with: AS25, RS25, SD25, AS40, Rx35, Rx50, Rx65, RS75	DR-ASSY	Call	Call	
	DR-ASSY-02	Converts Select Enclosed Style Supplies for DIN Rail Mounting Compatible with: SD50, AD(D)55, Ax60, SP75, TP75, Rx85, AS100F, Ax120, QP100, RS100, SD100, SP100, TP100, Rx125, AS150, QP150, RS150, SD150, SP150, TP150, AD(D)155, SP200	DR-ASSY	Call	Call	
	DR-ASSY-03	Converts Select Enclosed Style Supplies for DIN Rail Mounting Compatible with: QP200, SD200, SP240, AS320, SP320, SD350	DR-ASSY	Call	Call	
Chokes	9096		9096	\$3.00	\$2.50	
De-Coupling Module	PDM		PDM	\$33.60	\$33.60	

Category	Part Number	Description	Web finder	Pricing		Image
				(1)	(10)	
Filters	HH-1199-6	EMI Filter 250 VAC, 6A	HH	\$82.13	\$82.13	
	FB-100-10	SV Line Filter	FB	\$60.00	\$60.00	
Heatsinks	2003LF*	NanoVerter or PicoVerter	2003LF	\$16.23	\$13.52	
	2005LF*	MicroVerter Single Output Models	2005LF	\$20.34	\$17.05	
	2006LF*	MicroVerter Triple Output Models, PFC Series, MegaVerter Series	2006LF	\$37.14	\$22.50	
	2020LF*	SuperVerter Heatsink 1.4" High Fins Input to Output	2020LF	\$17.04	\$14.20	
	2021LF*	SuperVerter Heatsink 1.4" High Fins Across Module	2021LF	\$17.04	\$14.20	
	2022LF*	SuperVerter Heatsink .95" High Fins Input to Output	2022LF	\$9.75	\$8.13	
	2023LF*	SuperVerter Heatsink .95" High Fins Across Module	2023LF	\$17.25	\$14.38	
	2024LF*	SuperVerter Heatsink .45" High Fins Input to Output	2024LF	\$8.25	\$6.88	
	2025LF*	SuperVerter Heatsink .45" High Fins Across Module	2025LF	\$8.04	\$6.70	
	2026LF*	SuperVerter Heatsink .24" High Fins Input to Output	2026LF	\$7.68	\$6.40	
	2027LF*	SuperVerter Heatsink .24" High Fins Across Module	2027LF	\$14.31	\$11.93	
Sockets & Standoffs	9741LF	Socket for .025 Square Pins	9741LF	\$1.51	\$1.26	
	9890LF	Socket for .040 Dia. Pins	9890LF	\$1.17	\$0.98	
	9871LF	Socket for .040 Dia. Pins	9871LF	\$4.17	\$3.48	
	9740LF	Socket for .060 Dia. Pins	9740LF	\$0.83	\$0.69	
	9748LF	Socket for .080 Dia. Pins	9748LF	\$2.85	\$2.38	
	9894LF	Socket for .100 Dia. Pins	9894LF	\$7.92	\$6.60	
	9872LF	Socket for .138 Dia. Pins	9872LF	\$12.87	\$10.73	
	9878LF	Standoff for MicroVerter	9878LF	\$0.47	\$0.39	
	9528LF	Standoff for PicoVerter	9528LF	\$0.74	\$0.62	
Thermal Pads	9603LF	Half-Brick Modules	9603LF	\$2.91	\$2.43	
	9604LF	Microverter Single Output	9604LF	\$1.68	\$1.40	
	9605LF	Microverter Triple Output or PFC's	9605LF	\$2.58	\$2.15	

Other Products Available

For complete specifications please visit www.astrodyne.com.

Product Family	Input	O/P	# Outputs	Outputs	Size: (LxWxH)	Construction	Webfinder	Start Price
A-120	Universal AC by Switch	120	2-4	5-24VDC	7.8 x 4.3 x 1.97	Enclosed	AS100	\$83
ADS/AD/ADD/155	Universal AC	155	1-2	5-54VDC	7.8 x 4.3 x 1.97	Enclosed	AD155	\$101
A-60	Universal AC	60	1-4	5-24VDC	6.25 x 3.8 x 1.5	Enclosed	AS60	\$71
A-100	Universal AC by Switch	100	1	5-48VDC	6.25 x 3.8 x 1.6	Enclosed	AS100	\$80
AFC	Universal AC	10	1	3.3-24VDC	2 x 1 x 0.9	Encapsulated	AFC	\$41
AS25	Universal AC	25	1	5-24VDC	3.9 x 3.8 x 1.4	Enclosed	AS25	\$46
AS150	Universal AC by Switch	150	1	5-48VDC	7.8 x 4.3 x 1.97	Enclosed	AS150	\$87
AS320	Universal AC by Switch	320	1	5-48VDC	8.46 x 4.52 x 1.97	Enclosed	AS320	\$131
AS40	Universal AC	40	1	5-24VDC	5 x 3.85 x 1.5	Enclosed	AS40	\$57
DR1P5	5, 12, 24VDC	1.5	1-2	5-15VDC	1.25 x 0.8 x 0.4	Encapsulated	DR1P5	\$24
DR1P5MD	5, 12, 24VDC	1.5	1-2	5-15VDC	1.25 x 0.8 x 0.4	Encapsulated	DR1P5	\$26
DUP75	5, 12, 15, 24VDC	0.75	1-2	5-15VDC	0.77 x 0.24 x 0.4	Encapsulated	DUP75	\$12
FDC05	DC 2:1, 3 Ranges	5	1-2	3.3-15VDC	1 x 2 x 0.375	Encapsulated	FDC05	\$38
FDC10	DC 2:1, 3 Ranges	10	1-2	3.3-15VDC	1 x 2 x 0.375	Encapsulated	FDC10	\$49
FDC15	DC 2:1, 3 Ranges	15	1-2	5-15VDC	2 x 1.6 x 0.4	Encapsulated	FDC15	\$53
FDC20	DC 2:1, 3 Ranges	20	1-3	3.3-15VDC	2 x 1.6 x 0.4	Encapsulated	FDC20	\$71
FDC40	DC 2:1, 3 Ranges	40	1-3	3.3-15VDC	2.76 x 3.94 x 0.75	Encapsulated	FDC40	\$121
FDC60	DC 2:1, 3 Ranges	60	1.2	3.3-15VDC	2.76 x 3.94 x 0.75	Encapsulated	FDC60	\$126
FEC15	DC 2:1, 3 Ranges	15	1-2	3.3-15VDC	1 x 2 x 0.4	Encapsulated	FEC15	\$60
FEC30	DC 2:1, 3 Ranges	30	1-2	1.5-15VDC	2 x 1.6 x 0.4	Encapsulated	FEC30	\$91
FKC05	DC 2:1, 3 Ranges	5	1-2	3.3-15VDC	1.25 x 0.8 x 0.4	Encapsulated	FKC05	\$34
MKC03	DC 2:1, 3 Ranges	3	1-2	3.3-15VDC	1.25 x 0.8 x 0.4	Encapsulated	MKC03	\$32
MPS/D/T65	Universal AC	65	1-3	3.3-48VDC	5 x 3 x 1.1	Medical	MPS65	\$42
OFM-10	Universal AC	10	1-2	3.3-24VDC	2.56 x 1.77 x 0.831	Open Frame	OFM10	\$44
OFM-10/M	Universal AC	10	1-2	3.3-24VDC	2.56 x 1.77 x 0.831	Medical	OFM10	\$50
OFM-15	Universal AC	15	1-2	3.3-24VDC	2.76 x 1.89 x 0.98	Open Frame	OFM15	\$49
OFM-15/M	Universal AC	15	1-2	3.3-24VDC	2.76 x 1.89 x 0.98	Medical	OFM15	\$54
OFM-5	Universal AC	5	1-2	3.3-24VDC	2.28 x 1.77 x 0.83	Open Frame	OFM5	\$38
OFM-5/M	Universal AC	5	1-2	3.3-24VDC	2.28 x 1.77 x 0.83	Medical	OFM5	\$44
OFM40	Universal AC	40	1-3	3.3-48VDC	4 x 2 x 1.2	Open Frame	OFM4060	\$42
OFM60	Universal AC	60	1	3.3-48VDC	4 x 2 x 1.2	Open Frame	OFM4060	\$57
PMKC03	5VDC, +20/-10%	3	1-2	3.3-15VDC	1.25 x 0.8 x 0.4	Encapsulated	PMKC03	\$25
PWB	Universal AC	5	1	3.3-24VDC	2 x 1 x 0.6	Encapsulated	PWB	\$36
QP375	Universal AC	375	4	5-24	11 x 5 x 2.5	Enclosed	QP375	\$419
REL110	Universal AC	110	1-4	2.5-48VDC	5 x 3 x 1.32	Medical	REL110	\$104
REL150	Universal AC	150	1-4	2.5-48VDC	6 x 3.83 x 1.32	Medical	REL150	\$135
REL185	Universal AC	185	1-4	2.5-48VDC	7 x 4.25 x 1.31	Medical	REL185	\$156
REL70	Universal AC	70	1-4	2.5-48VDC	4.5 x 2.5 x 1.22	Medical	REL70	\$83
SCN1K2	200-260VAC	1200	1	5-48	11.45 x 5.2 x 5.2	Enclosed	SCN1K2	\$602
SCN1K5	200-260VAC	1500	1	12-48	11.45 x 5.2 x 5.2	Enclosed	SCN1K5	\$996
SCN2K0	200-260VAC, 3 Phase	2000	1	5-48	12.6 x 39.25 x 5.3	Enclosed	SCN2K0	\$1,848
SCN600	Universal AC by Switch	600	1	5-48	11.45 x 5.2 x 2.68	Enclosed	SCN600	\$296
SCN800	Universal AC by Switch	800	1	5-48	11.45 x 5.2 x 2.68	Enclosed	SCN800	\$427
SD100	DC 2:1, 3 Ranges	100	1	5-24	7.83 x 3.86 x 1.5	Enclosed	SD100	\$77
SD150	DC 2:1, 3 Ranges	150	1	12 & 24	7.83 x 4.33 x 1.97	Enclosed	SD150	\$87
SD200	DC 2:1, 3 Ranges	200	1	5-48	8.5 x 4.5 x 1.97	Enclosed	SD200	\$104
SD25	DC 2:1, 3 Ranges	25	1	5-24	3.9 x 3.82 x 1.42	Enclosed	SD25	\$43
SD350	DC 2:1, 3 Ranges	350	1	5-48	8.46 x 4.52 x 1.97	Enclosed	SD350	\$135
SD50	DC 2:1, 3 Ranges	50	1	5-24	6.26 x 3.82 x 1.5	Enclosed	SD50	\$55
SPU15A,B,D	Universal AC	15	1	3.3-48VDC	3.6 x 1.5 x 1.4	External	SPU15	\$34
SPU24	Universal AC	24	1	5-48VDC	4.2 x 2.6 x 1.2	External	SPU24	\$40
SPU30	Universal AC	30	1	3.3-48VDC	4.6 x 1.36 x 2.0	External	SPU30	\$45
SPU50	Universal AC	50	1	5-48VDC	5.75 x 3 x 1.8	External	SPU50	\$64
US150	Universal AC	150	1	5-24VDC	4.4 x 7.96 x 2	Enclosed	US150	\$72

Product Index By Series

Please note that this does not represent our complete product offering.

Please see our [Other Products Available](#), page 61 or visit www.astrodyne.com to search our full line of over 4000 Power Supplies.

Model Number	Page
AMP1001	15
AMP1201/1501/3001	14
AMP5002/6301	15
AMP3001	14
ASA100/120	45
ASA150	46
ASA30	42
ASA30M	14
ASD03	51
ASD05, ASD05H	52
ASD06	52
ASD07, ASD07H	53
ASD08	54
ASD10, ASD10H	54
ASD15, ASD15H	54
ASD20	55
ASD30	56
ASD35	51
ASD50	57
ASD105	51
ASD705	53
ASL10/ASL15	35
ASL150	40
ASL40	36
ASL60	37
ASL365	41
ASM10/ ASM15	9
ASM150/365	10
ASM40/60	10
CLG60	4
CLG100	5
DR120	20
DRP/DRT240	20
DR30/45/60/75	19
DRP/DRT480	20
DRT960	20
DU1P0	51
ECA5/10/15/30	21
ECA5/10/15/30 (/DRL)	17
EFM5/10/15/30	34
EFM5/10/15/30 (/M) (Medical)	8
ELN30	3
ELN60	4
ELP25/40	3
ELP50/60/75	4
ELP100/120/150	5

Model Number	Page
EMA5/10/15/30	6
FEC40	56
FED20	53
HLG240	5
LCD15	53
LED15	53
LFM100	38
LPC20/35	3
LPC60	4
LPP100	38
LPP150	40
LPS100	38
LPS50/75	37
LPV20/35	3
LVP60	4
MCA5/10/15/30	22
MCA5/10/15/30 (/DRL)	18
MDR20/40/60	19
MMA5/10/15/30	7
MMK150/320	11
MMK40/75	11
MK150/320	27
MK40/75	27
MPS30	9
MPS/MPD/MPT45	9
MPS/MPD/MPT65	9
MPS/MPD/MPT/MPQ120	16
MPS/MPD/MPT/MPQ200	16
MV380 MegaVerter Series	47
NV300 NanoVerter Series	50
OFM20	36
PD110	39
PFC600, UniVerter Series	23, 47
PFC1000, UniVerter Series	23, 47
PLN30	3
PLN60	4
PLN100	5
PMK130	39
PMMK130/U, (Medical)	12
PMK150/D	20
PMK150/E	27
PMK150/U	40
PMMK150/U/E/D, (Medical)	12
PMK225/D	20
PMK225/E	27
PMK225/U	41

Model Number	Page
PMMK225/U/E/D, (Medical)	13
PMK320/D	20
PMK320/E	27
PMMK320/E/D, (Medical)	13
PMK450/E	27
PMK450U	41
PMMK450/U/E/D, (Medical)	13
PPQ1003-PQ100	38
PPS/PPT125	39
PS/PD25	36
PS/PD/PT45	36
PS/PD/PT65	37
PSP1000/1500	32
PSP500/600	32
PV15	24
PV300 PicoVerter Series	50
PWC, PWC12 (Encapsulated)	23
PWC, PWC12 (Open, SIP)	35
RID65	25
R25/35/50	24
R65/75/85	25
R100/R125/150	26
RSP1500	32
SCP1K2	33
SCP2K4	33
SD50/100	57
SD100/150/200/350/500	58
SCP600/800	33
SP/ TP/QP100	28
SP/ TP/QP150	29
SP/QP200	30
SP240/320/480/500	31
SP/TP75	28
SP750	31
SPU10/16	42
SPU45/46/50/60/63	44
SPU65/68/80	45
SPU130/131/150	44
SV28/48 SuperVerter Series	47
TN1500 (Inverters)	2
TS200/400/700/1000/1500	2
USP225	41
UV24/48/300 MicroVerter	46
UV28T MicroVerter Triple	46
VKC03	52



36 Hampden Road, Mansfield, MA 02048
Tel: (508) 964-6300 Fax: (508) 339-0375

PRSR STD
US POSTAGE PAID
BROCKTON, MA
PERMIT NO. 402

4 Ways to Order

Call (508) 964 6300

Service hours are 8:30 am - 5:30 pm EST
Monday through Friday
(excluding holidays)

Fax Order to:

(508) 339-0375

Order Online at:

www.astrodyne.com

Email to:

sales@astrodyne.com